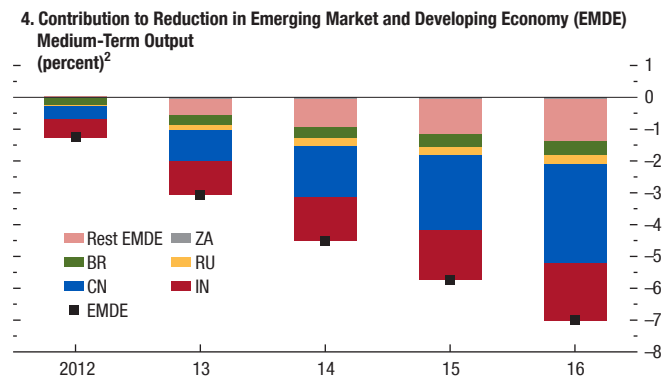
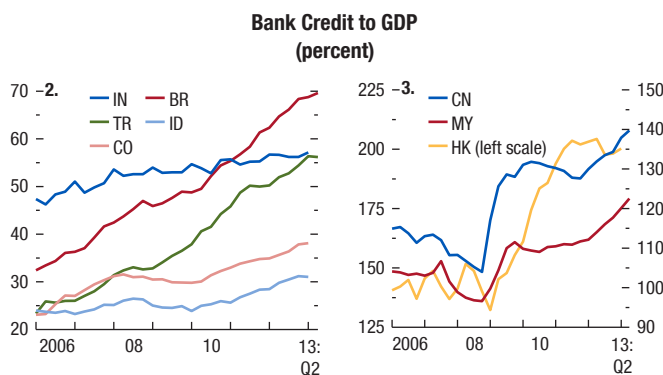
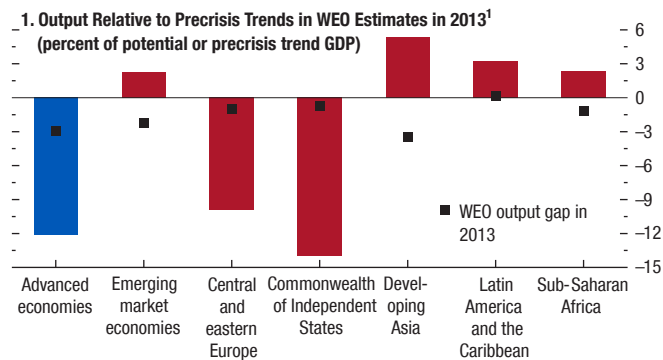


Figure 1.12. Capacity and Credit in Emerging Market Economies

Output in developing Asia, Latin America, and sub-Saharan Africa is still above precrisis trends, but WEO output gaps do not point to output running beyond capacity. Credit in these economies has run up sharply relative to output; in some economies, it continues to do so at a time of slowing growth. In response to repeated disappointments during the past two years, IMF country desks have revised down their estimates of the level of output in 2016. The downward revisions are particularly large for Brazil, China, and India.



Sources: Haver Analytics; IMF, *International Financial Statistics*; and IMF staff estimates.

Note: BR = Brazil; CN = China; CO = Colombia; HK = Hong Kong SAR; ID = Indonesia; IN = India; MY = Malaysia; RU = Russia; TR = Turkey; ZA = South Africa.

¹Precrisis trend is defined as the geometric average of real GDP level growth between 1996 and 2006.

²Relative to the September 2011 WEO.