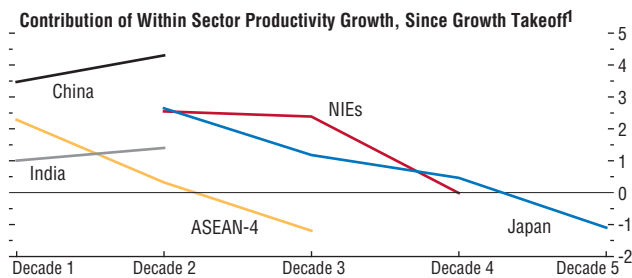
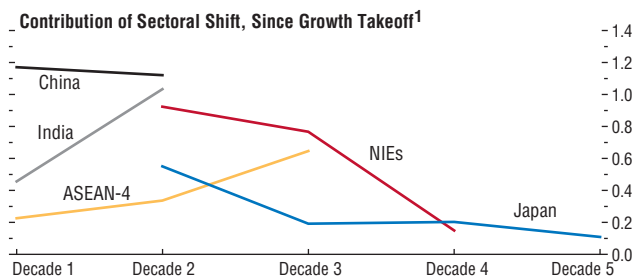
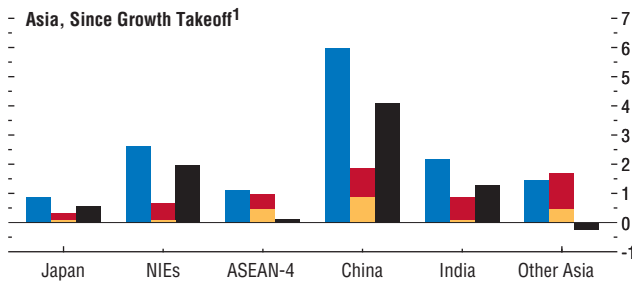
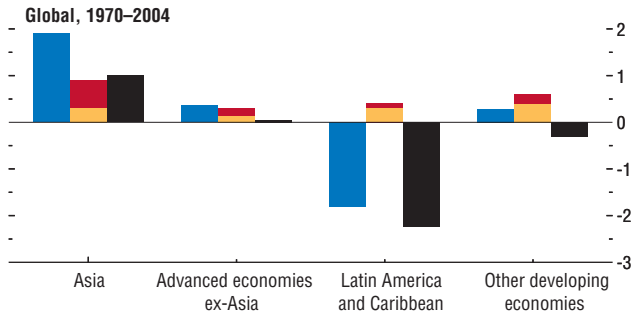


Figure 3.9. Contributions to Average Labor Productivity Growth Differential with the United States

(Percentage points, per year)

Asia's gradual convergence toward U.S. productivity levels reflects mainly strong productivity growth within both industry and services, with a significant contribution also from sectoral shift and composition effects.

- Aggregate labor productivity growth differential, relative to U.S.
- Productivity growth within sectors
- Sectoral shift
- Sectoral composition



Sources: World Bank, *World Development Indicators* (2006); and IMF staff calculations.

¹The growth takeoff is defined as occurring in 1955 for Japan, 1967 for the newly industrialized economies (NIEs), 1973 for the ASEAN-4 (Indonesia, Malaysia, the Philippines, and Thailand), 1979 for China, 1982 for India, and 1990 for other Asian economies.