

ACTIVITIES OUTSIDE THE BOUNDARY

EMERGING DATA TRENDS PANEL DISCUSSION

*THE IVth IMF STATISTICAL FORUM “LIFTING THE SMALL
BOATS: STATISTICS FOR INCLUSIVE GROWTH”*

Julio A. Santaella, President

National Institute of Statistics and Geography

November 17, 2016



INSTITUTO NACIONAL
DE ESTADÍSTICA Y GEOGRAFÍA

The new data ecosystem: Data Revolution

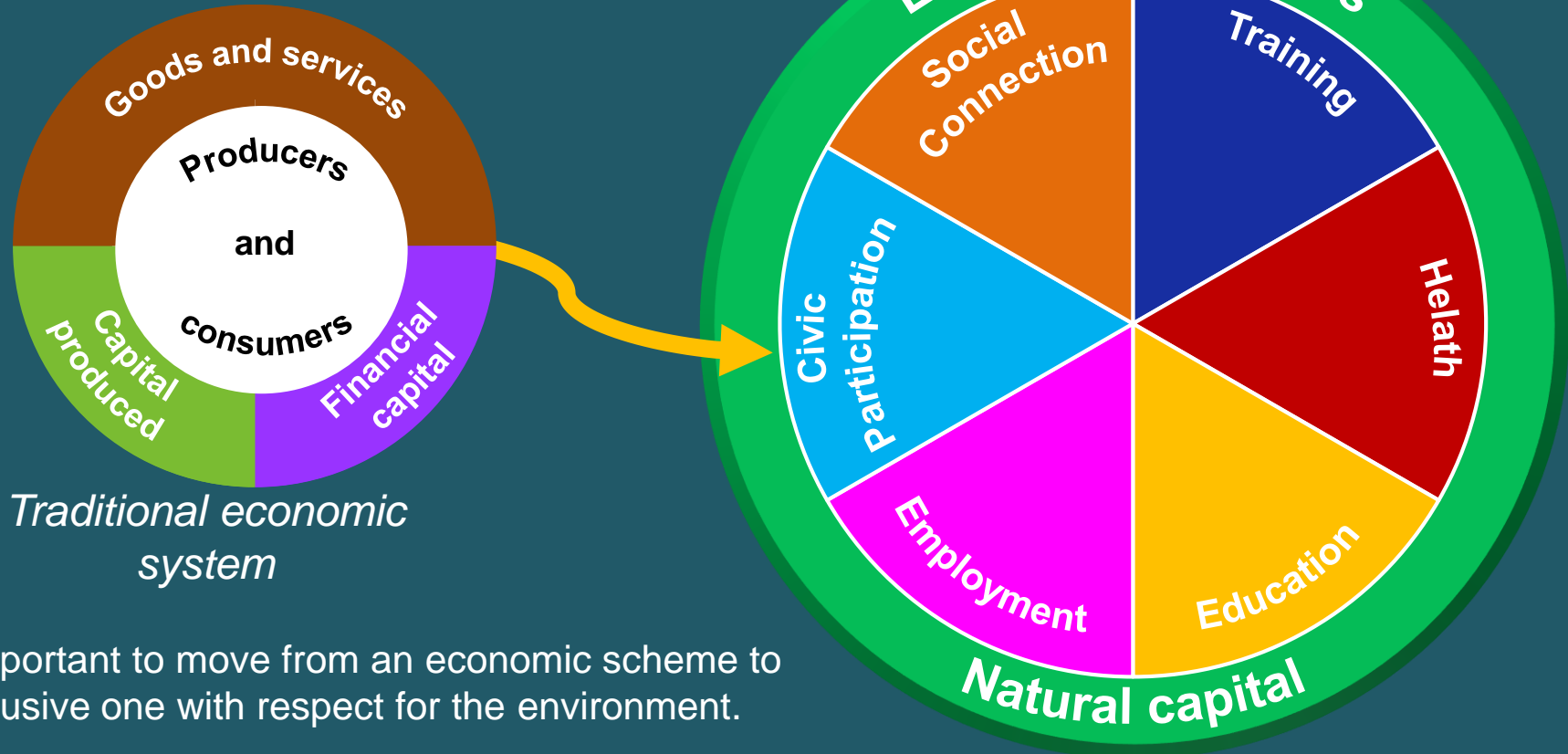
- Nowadays, the volume, variety and velocity of data availability is unprecedented:

➤ *Big Data*



- What does the user expect?
 - Real time data with NSO characteristics ...

The measurement of development, welfare or inclusive growth requires additional instruments for macroeconomic variables such as GDP.



It is important to move from an economic scheme to an inclusive one with respect for the environment.

GDP and inclusive growth






New data ecosystem



Expansion of the counting border measuring system, considering the user needs.

- Negative externalities to the environment.
- Household as welfare generator.
- Volunteer work in the community and political activities.
- Care of the sick and elderly.
- Human capital as production input.
- Early childhood education.
 - Digital economy.
 - Potential GDP.
 - Global value chains.

Mexico satellite accounts: kick-off and continuity



1991	1992-1998	1999	2000-2010	2011	2012-2013	2014	2015
------	-----------	------	-----------	------	-----------	------	------

- Integrated Environmental and Economic Accounting, 1985. World Bank-INEGI
- Tourism, series 1993-1996
- Non profit institutions, 2008.
- Health sector, 2008
- Unpaid work Households, series 2003-2009
- Quarterly indicator of Tourism Activity
- Culture, series 2008-2011
- Housing, series 2008-2012

These types of accounts can extend the production boundary of the system to measure market, non-market and own production, among others.

All accounts are **updated frequently** since its publication. Currently results are disseminated to **seven** accounts.

The Non-Observed Economy / Informal Sector.

- National Survey of Occupation and Employment (ENOE) in Mexico:
 - Measures both the informal sector and informal employment (regardless of whether the economic units employing the workers are unregistered enterprises or formal enterprises).
 - Generates a quarterly series of informal employment and its different components with urban and rural representation.
 - Can produce matrices where annual estimates are produced. These estimates are on the weight of informality and its components in the gross domestic product.
 - ✓ Its contribution to GDP is at about 24%, generated about 57% of the employed population.
- Mexico participated closely with the Delhi Group developing the Measuring Informality: a Statistical Manual (2013).

The relevance of official statistics is current

It will continue to be so as long as the statistical institutes change in the same sense as the needs of users.



Technical working groups and specialized technical committees.



Win-win work schemes between users and statistical institutes for decision-making.

ACTIVITIES OUTSIDE THE BOUNDARY

EMERGING DATA TRENDS PANEL DISCUSSION

*THE IVth IMF STATISTICAL FORUM “LIFTING THE SMALL
BOATS: STATISTICS FOR INCLUSIVE GROWTH”*

Julio A. Santaella, President

National Institute of Statistics and Geography

November 17, 2016



INSTITUTO NACIONAL
DE ESTADÍSTICA Y GEOGRAFÍA