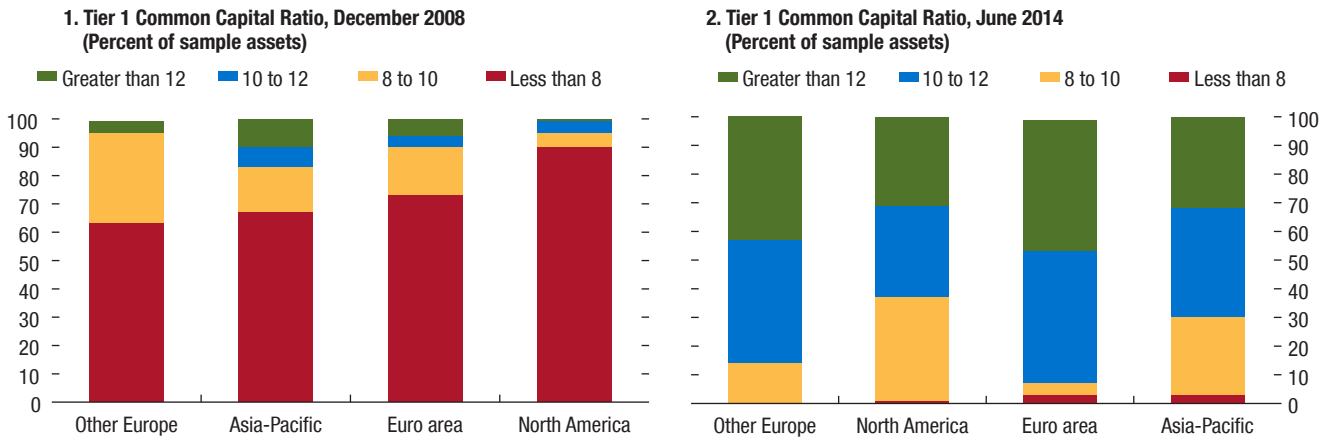
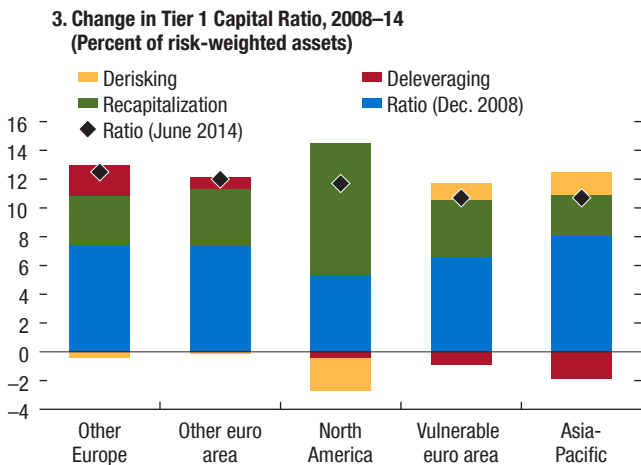


Figure 1.16. Bank Capitalization

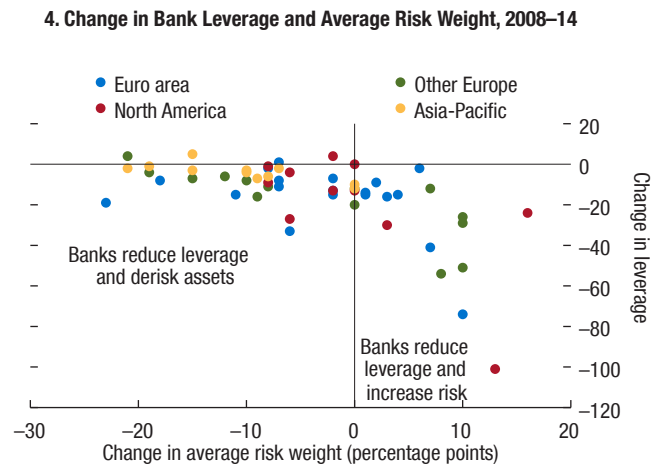
Bank core Tier 1 ratios have improved substantially since the global financial crisis...



...driven in large part by recapitalization...



...but progress has been uneven.



Sources: SNL Financial; and IMF staff calculations.

Note: Panels 1–3 are based on a sample of more than 1,500 advanced economy banks. Panel 4 is based on a sample of about 90 large banks. 2014 data are for 2014:Q2 or latest available. Vulnerable euro area countries are those that have faced a sharp fall in bank lending. In this figure, vulnerable euro area = Cyprus, Greece, Portugal, Ireland, Italy, Slovenia, and Spain. Other euro area = Austria, Belgium, Finland, France, Germany, Luxembourg, Malta, Netherlands, and Slovak Republic. Other Europe = Denmark, Sweden, Switzerland, and United Kingdom. Asia-Pacific = Australia, Japan, and Singapore. North America = Canada and United States.