

**Twenty-Sixth Meeting of the
IMF Committee on Balance of Payments Statistics
Muscat, Oman
October 28–30, 2013**

**New Developments in the BIS International Financial and Banking
Statistics**

**Prepared by the
Bank for International Settlements**



BANK FOR INTERNATIONAL SETTLEMENTS

New developments in BIS international banking and financial statistics

Philip Wooldridge

Head of International Banking and Financial Statistics

Balance of Payments Committee

Muscat, 28-30 October 2013



BIS international banking statistics

- balance sheet information
 - amounts outstanding at quarter-end
- with a country breakdown of (non-resident) counterparties
 - positions vis-à-vis >200 territories
- reported by internationally active banks
 - banks that lend in foreign currency or to non-residents
- worldwide
 - 31+ countries and financial centres



Two sets of international banking statistics

- locational banking statistics
 - territorial basis, consistent with BPM6
 - claims and liabilities
- consolidated banking statistics
 - (country) risk exposures, drawing on supervisory concepts
 - claims
- http://www.bis.org/statistics/about_banking_stats.htm

Enhancements to the banking statistics

- enhancements agreed in 2012
 - Stage 1 (locational): local positions; sector and residence of counterparty by residence and nationality of banks
 - Stage 2 (locational): breakdown of non-bank sector; breakdown by type of banking office
 - Stage 2 (consolidated): liability side of consolidated balance sheet; breakdown of non-bank “private” sector
- implementation
 - Stage 1: from Q2 2012; dissemination when quality and completeness improves
 - Stage 2: from Q4 2013; some beginning later

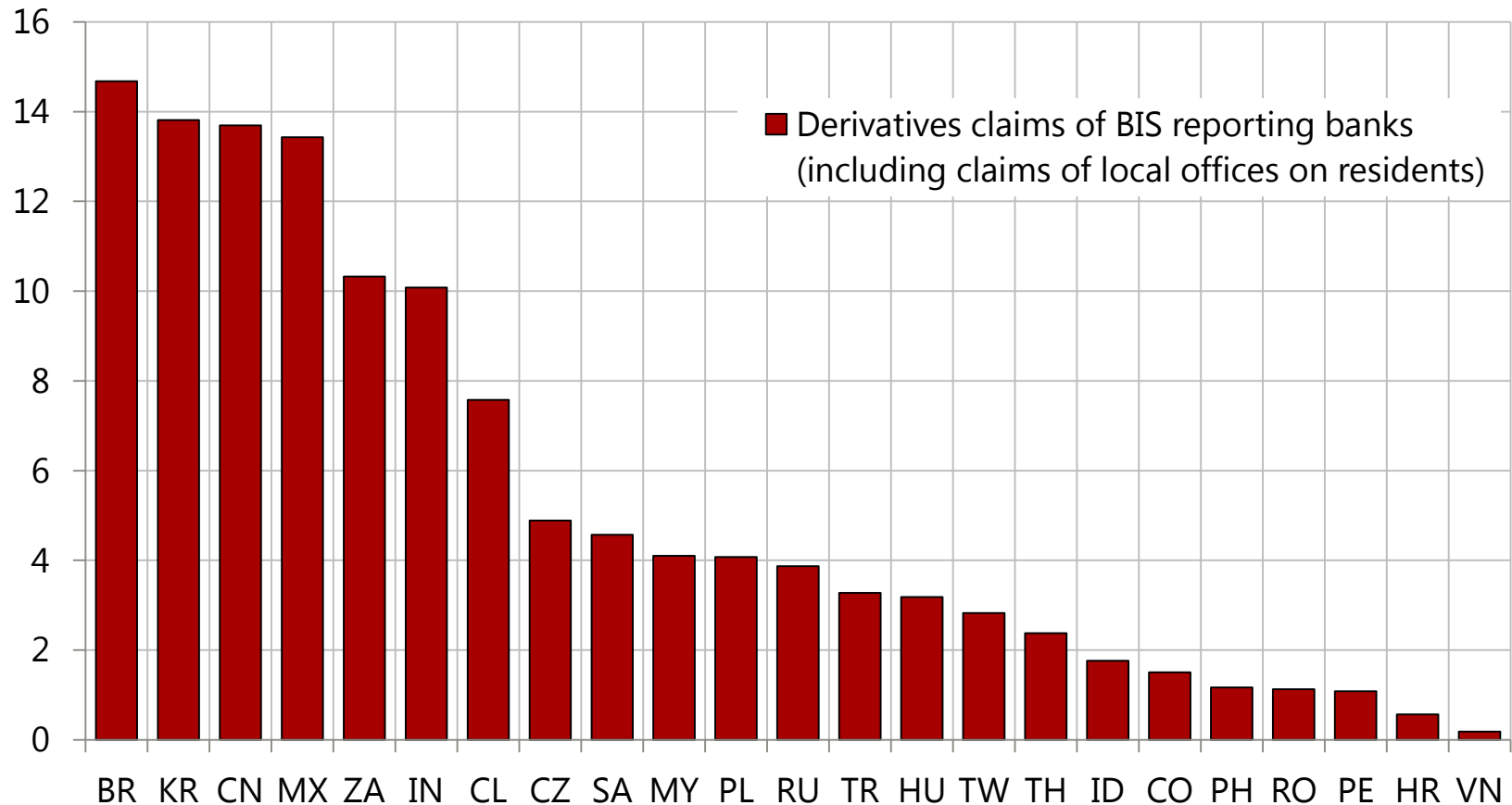
Closing gaps in the banking statistics

- increase global coverage
 - declining since 2002
 - eg from 95% to 90% of interbank activity
 - Argentina and Russia started reporting
 - more emerging markets to be added
- report missing components for existing breakdowns
 - instrument, currency, counterparty
- improve derived components
 - positions unallocated by sector now reported separately

Uses in BOP and IIP

- typical uses for compilation
 - assets placed by non-bank residents with non-resident banks
 - external liabilities (loans and deposits) of BIS reporting banks vis-à-vis the non-bank sector (Table 7B)
- some uses for analysis
 - creditor-side measure of external debt
 - external assets of BIS reporting banks (Table 6)
 - external vulnerabilities
 - short-term consolidated international claims of BIS reporting banks (Table 9A)

Assessing external vulnerabilities: derivatives



Positive market value of derivatives at end-2012, in billions of US dollars. Source: BIS consolidated banking statistics on an ultimate risk basis.

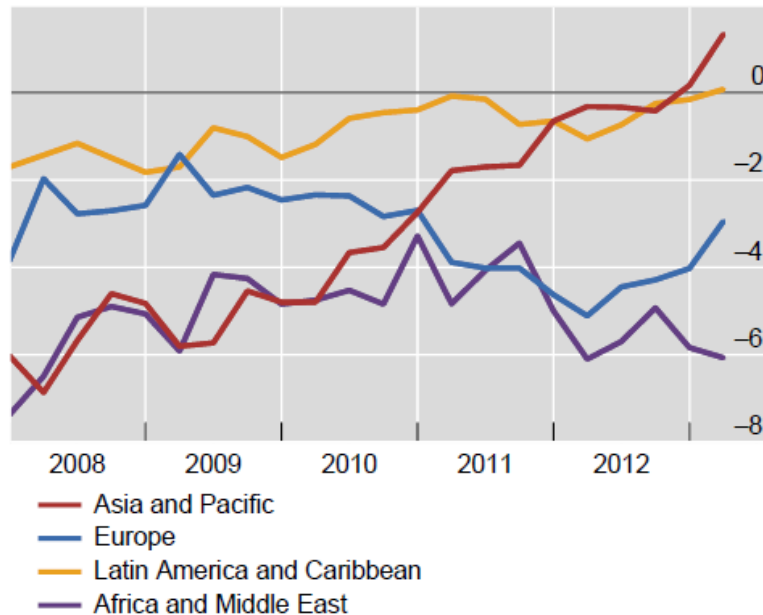
Assessing external vulnerabilities: risk transfers

Risk transfers to emerging economies

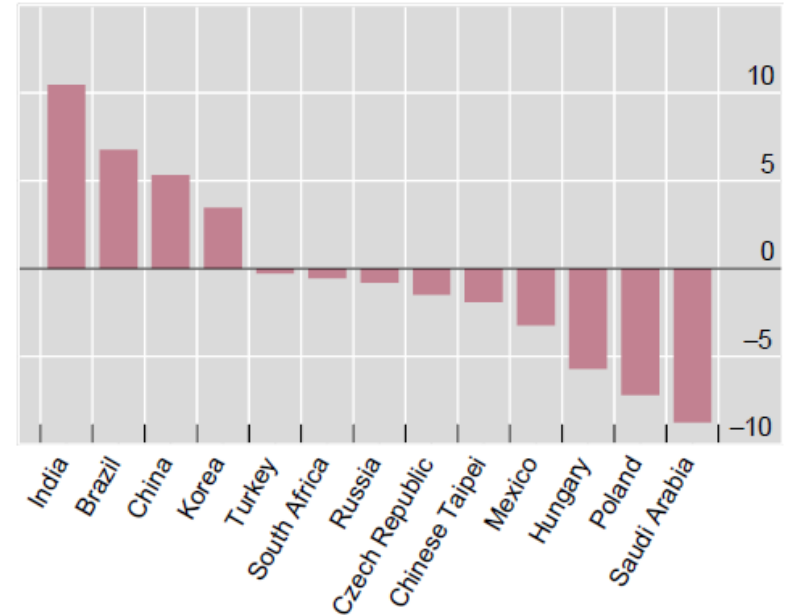
Inward minus outward risk transfers as a percentage of BIS reporting banks' outstanding foreign claims on an immediate borrower basis¹

Graph 3

By region



Selected economies, at end-March 2013



¹ Foreign claims comprise cross-border claims and local claims, where local claims refer to credit extended by banks' affiliates located in the same country as the borrower.

Source: BIS consolidated statistics on immediate borrower basis.

Triennial Central Bank Survey

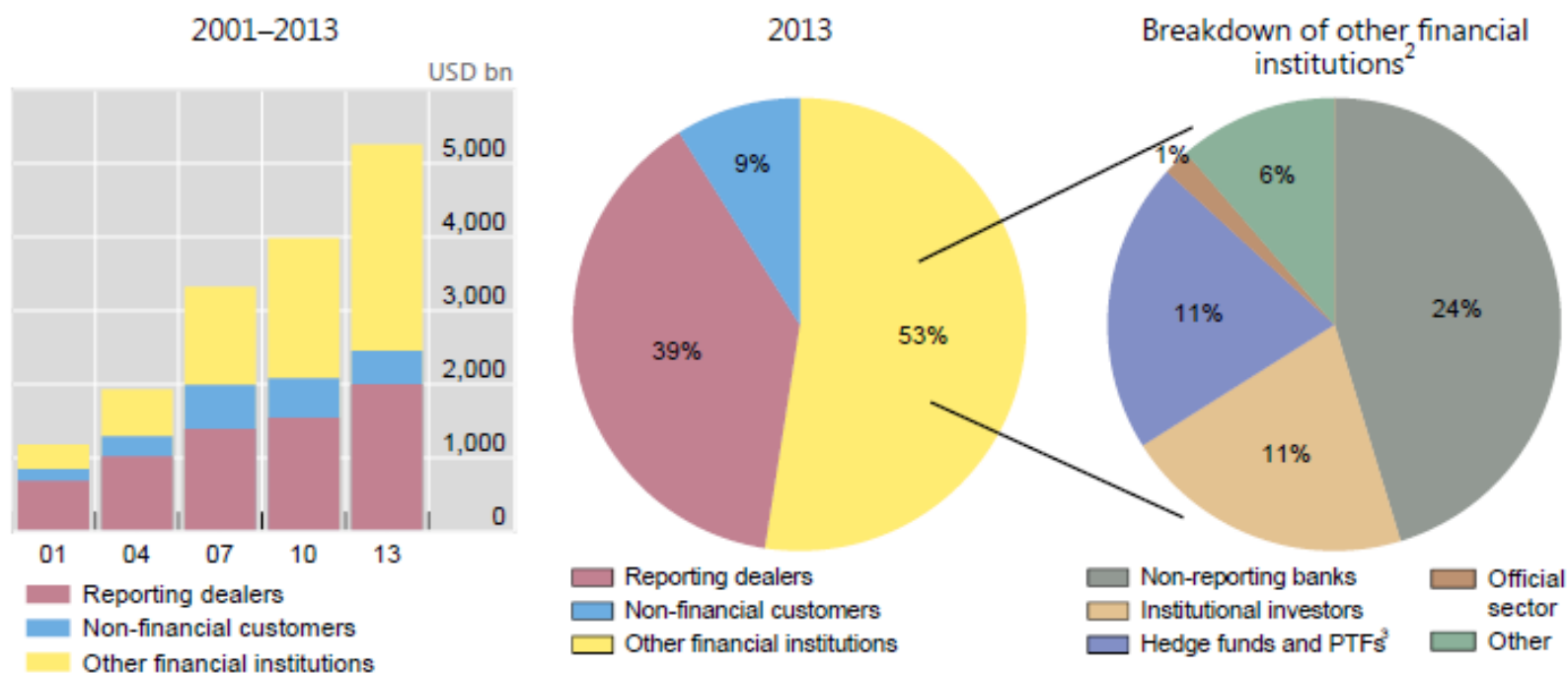
- OTC markets for FX and interest rate derivatives
 - turnover in April 2013
 - amounts outstanding at end-June 2013
- global benchmarking survey
 - 53 participating countries
- enhancements for 2013
 - finer breakdown of non-bank financial counterparties
 - improvements in coverage

Dealers and other banks dominate FX trading activity

Foreign exchange market turnover by counterparty¹

Net-net basis, daily averages in April

Graph 2

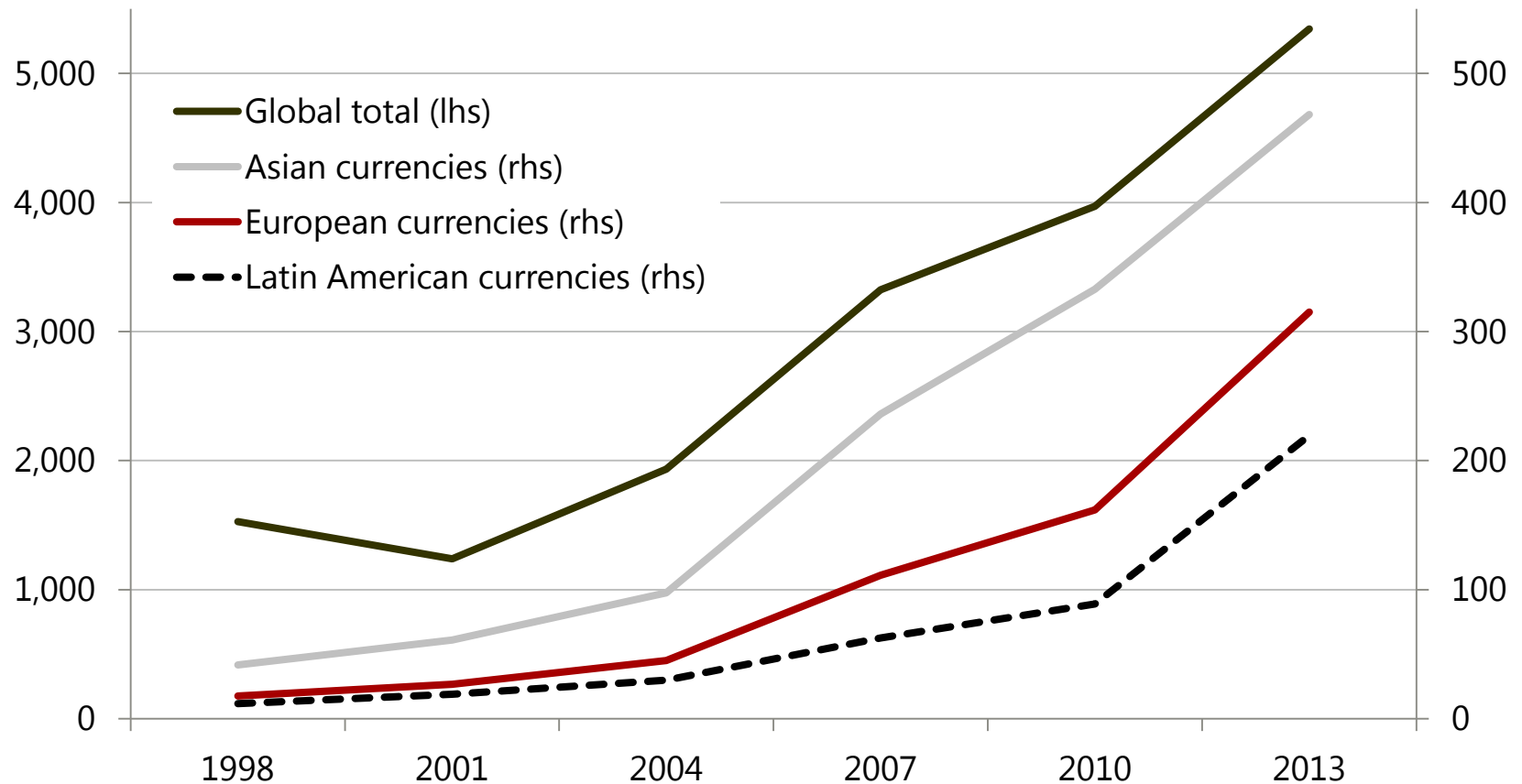


¹ Adjusted for local and cross-border inter-dealer double-counting, ie "net-net" basis. ² For definitions of counterparties, see page 19.

³ Proprietary trading firms.

Source: BIS Triennial Central Bank Survey. For additional data by counterparty, see Tables 4 and 5 on pages 12-13.

Turnover of EM currencies boosted by financial integration



Average daily turnover in April, in billions of US dollars. Methodological changes in the 2013 survey ensured more complete coverage of offshore trading in emerging market currencies.

