

# Linkages Across Sovereign Debt Markets

Cristina Arellano and Yan Bai

Federal Reserve Bank of Minneapolis and  
University of Rochester

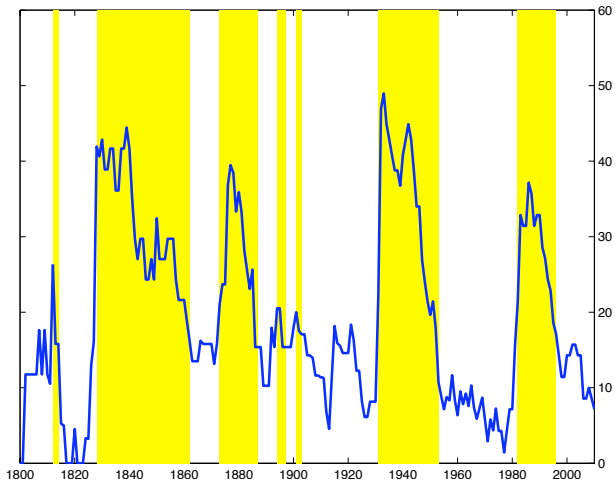
*Jacques Polak Annual Research Conference*

November 2014

# Motivation

- ▶ Theory of sovereign default studies countries in isolation
- ▶ Sovereign debt crises happen in bunches

# Percentage of Countries in Default

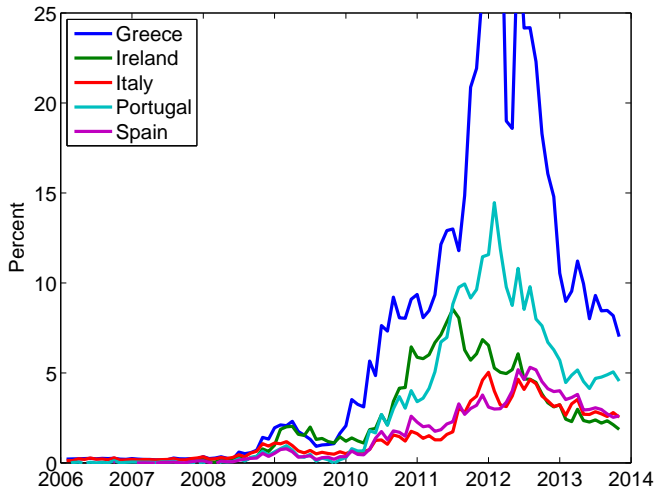


Source: Reinhart and Rogoff 2011

# European Debt Crisis

- ▶ Default fears: Greece, Ireland, Italy, Portugal, Spain
  - ▶ Interest rate spreads co-move
- ▶ Lending banks at the center of crisis
  - ▶ Banks' exposure to GIIPS seen as a major concern
  - ▶ In German banks, loans to GIIPS are 130% of their capital

# Spreads



# This Paper

- ▶ Dynamic multicountry model of sovereign debt linkages
  - ▶ Countries borrow, default, and renegotiate with common lenders
- ▶ Countries default together because
  - ▶ Renegotiating together lowers debt recovery
  - ▶ Rolling over debt is more expensive

# This Paper

- ▶ Dynamic multicountry model of sovereign debt linkages
  - ▶ Countries borrow, default, and renegotiate with common lenders
- ▶ Countries default together because
  - ▶ Renegotiating together lowers debt recovery
  - ▶ Rolling over debt is more expensive
- ▶ Predictions consistent with historical cross-country data
  - ▶ Default probabilities higher when others default
  - ▶ Renegotiation probabilities higher when others renegotiate
  - ▶ Recovery rates lower when others renegotiate
- ▶ Model accounts for 50% of spread correlation across GIIPS

# Literature

- ▶ Sovereign default and renegotiation in single countries: Eaton & Gersovitz (1981), Arellano (2008), Yue (2010), Benjamin & Wright (2011)

Here multiple countries linked through debt markets

- ▶ Risk premia in sovereign bonds market: Borri and Verdelhan (2010), Presno and Pouzo (2012), Gilchrist, Yue, and Zakrajsek (2012)

Here risk premium endogenous to countries' choices

- ▶ Contagion in capital flows through common lender: Calvo and Mendoza (2000), Kyle and Xiong (2001)

Here contagion through default choices

- ▶ Default and contagion: Lizarazo (2010), Park (2012)

Here strategic interactions among countries and renegotiation



# Simple Model

- ▶ Two periods no-uncertainty
- ▶ Two borrowing countries and continuum of lenders
- ▶ Countries are strategic big players; lenders are competitive
- ▶ Countries differ in initial debt  $b = \{b_1, b_2\}$
- ▶ Countries borrow, default, and renegotiate
  - ▶ Default entails costs: output and autarky

## Borrowing Countries: Consumption

Period 1: Countries decide whether to repay or default

- ▶ If repay ( $d_i=0$ ), borrow

$$c_i = y - b_i + \underbrace{q_i(b, d, b')}_{\text{bond price}} b'_i$$

- ▶ If default ( $d_i=1$ ), output loss and not borrow

$$c_i = y^d$$

## Borrowing Countries: Consumption

Period 1: Countries decide whether to repay or default

- ▶ If repay ( $d_i=0$ ), borrow

$$c_i = y - b_i + \underbrace{q_i(b, d, b')}_{\text{bond price}} b'_i$$

- ▶ If default ( $d_i=1$ ), output loss and not borrow

$$c_i = y^d$$

Period 2: Pay debt or recovery

- ▶ Non-defaulters pay debt:  $c'_i = y' - b'_i$

- ▶ Defaulters renegotiate

$$c'_i = y' - \underbrace{\phi_i(d, b')}_{\text{recovery}}$$

## Borrowing Countries: Consumption

Period 1: Countries decide whether to repay or default

- ▶ If repay ( $d_i=0$ ), borrow

$$c_i = y - b_i + \underbrace{q_i(b, d, b')}_{\text{bond price}} b'_i$$

- ▶ If default ( $d_i=1$ ), output loss and not borrow

$$c_i = y^d$$

Period 2: Pay debt or recovery

- ▶ Non-defaulters pay debt:  $c'_i = y' - b'_i$

- ▶ Defaulters renegotiate

$$c'_i = y' - \underbrace{\phi_i(d, b')}_{\text{recovery}}$$

Countries are linked through bond price and recovery

## Borrowing Countries: Default Decision

- ▶ Country  $i$  defaults if default value higher than repaying value

$$u(y - b_i + q_i(b, d_{-i})\bar{b}) + \beta u(y' - \bar{b}) < u(y^d) + \beta u(y' - \phi_i(d_{-i}))$$

- ▶ If repay borrow to limit:  $\bar{b} = y' - y^d$
- ▶ States and choices of other country affects  $\phi_i'$  and  $q_i$ 
  - ▶ Low  $\phi_i$  and low  $q_i$  increase default incentives
- ▶ Default is more likely when  $b_i$  is high
- ▶ Default cutoff  $\hat{b}_i(b_{-i}, d_{-i})$

$$d_i = 1 \quad \text{if } b_i \geq \hat{b}_i(b_{-i}, d_{-i})$$

# Recovery Functions

- ▶ Simultaneous renegotiation with generalized Nash Bargaining
- ▶ One country defaults and renegotiates

$$\max_{\phi_i} \left[ u(y^f - \phi_i) - u(y^d) \right]^\theta \left[ u^L(y_L + \bar{b} + \phi_i) - u^L(y_L + \bar{b}) \right]^{1-\theta}$$

# Recovery Functions

- ▶ Simultaneous renegotiation with generalized Nash Bargaining
- ▶ One country defaults and renegotiates

$$\max_{\phi_i} \left[ u(y' - \phi_i) - u(y^d) \right]^\theta \left[ u^L(y_L + \bar{b} + \phi_i) - u^L(y_L + \bar{b}) \right]^{1-\theta}$$

- ▶ Two countries default and renegotiate

$$\max_{\phi_1, \phi_2} \left[ u(y' - \phi_1) - u(y^d) \right]^\theta \left[ u(y' - \phi_2) - u(y^d) \right]^\theta \left[ u^L(y_L + \phi_1 + \phi_2) - u^L(y_L) \right]^{1-\theta}$$

# Recovery Functions

- ▶ Simultaneous renegotiation with generalized Nash Bargaining
- ▶ One country defaults and renegotiates

$$\max_{\phi_i} \left[ u(y' - \phi_i) - u(y^d) \right]^\theta \left[ u^L(y_L + \bar{b} + \phi_i) - u^L(y_L + \bar{b}) \right]^{1-\theta}$$

- ▶ Two countries default and renegotiate

$$\max_{\phi_1, \phi_2} \left[ u(y' - \phi_1) - u(y^d) \right]^\theta \left[ u(y' - \phi_2) - u(y^d) \right]^\theta \left[ u^L(y_L + \phi_1 + \phi_2) - u^L(y_L) \right]^{1-\theta}$$

- ▶ Lenders' outside option lower when both countries renegotiate



# Recovery Functions

- ▶ Simultaneous renegotiation with generalized Nash Bargaining
- ▶ One country defaults and renegotiates

$$\max_{\phi_i} \left[ u(y' - \phi_i) - u(y^d) \right]^\theta \left[ u^L(y_L + \bar{b} + \phi_i) - u^L(y_L + \bar{b}) \right]^{1-\theta}$$

- ▶ Two countries default and renegotiate

$$\max_{\phi_1, \phi_2} \left[ u(y' - \phi_1) - u(y^d) \right]^\theta \left[ u(y' - \phi_2) - u(y^d) \right]^\theta \left[ u^L(y_L + \phi_1 + \phi_2) - u^L(y_L) \right]^{1-\theta}$$

- ▶ Lenders' outside option lower when both countries renegotiate
- ▶ Joint renegotiation  $\Rightarrow$  recovery lower  $\Rightarrow$  defaults more,  
 $\Rightarrow \hat{b}_j$  tighter

## Bond Price Functions

- ▶ Prices solve lenders' demand system
- ▶ Two countries repay

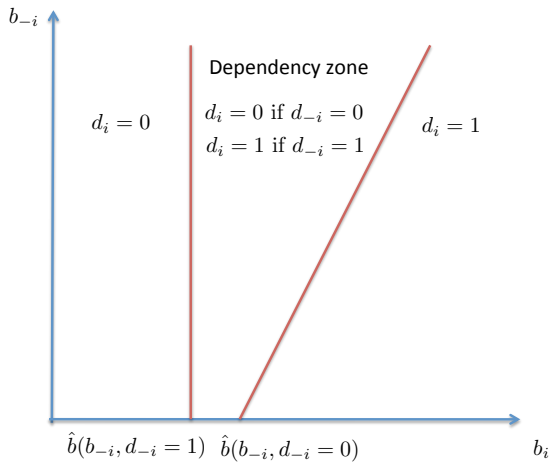
$$q_i = \delta \frac{u'_L(y_L + 2\bar{b})}{u'_L(y_L + b_i - q_i\bar{b} + b_{-i} - q_{-i}\bar{b})}$$

- ▶ Price  $q_i$  increases with repayment of large  $b_{-i}$
- ▶ Foreign defaults

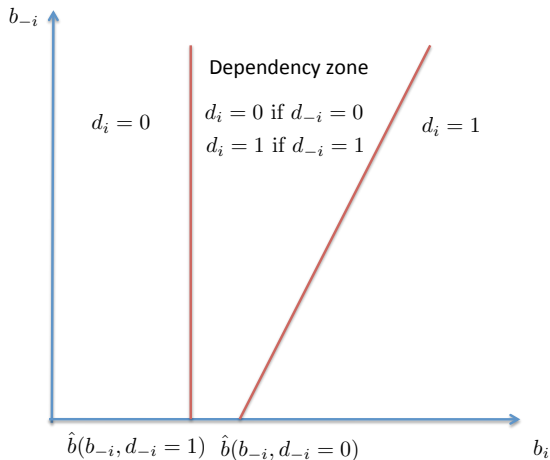
$$q_i = \delta \frac{u'_L(y_L + 2\bar{b})}{u'_L(y_L + b_i - q_i\bar{b})}$$

- ▶ Foreign repays small  $b_{-i} \Rightarrow \hat{b}_i$  tighter

# Best Responses

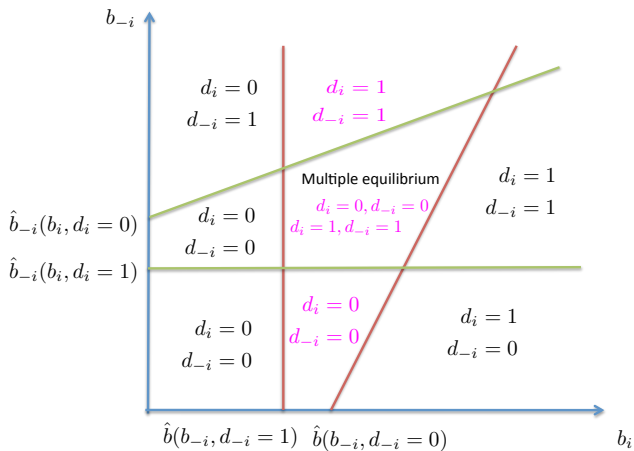


# Best Responses

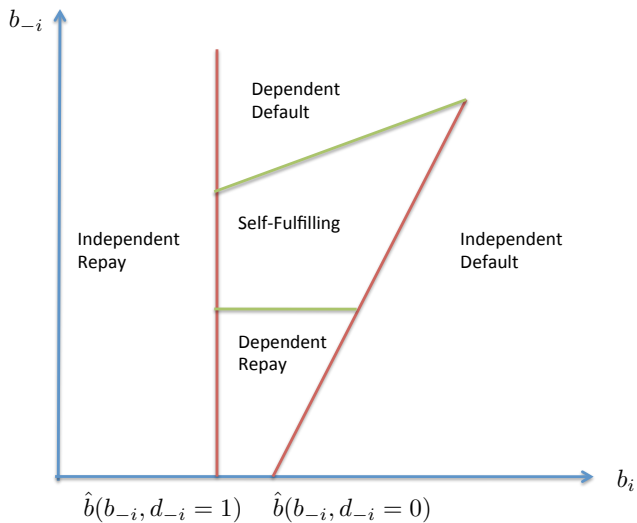


In dependency zone, foreign default leads to home default

# Equilibrium



# Equilibrium: Zones



## Main Predictions Simple Model

- ▶ Default more when others default
- ▶ Renegotiate more when others renegotiate
- ▶ Recovery lower with joint renegotiation

## Cross Country Data

	Default	Renegotiation	Recovery
Fraction in Default $_{it}$	1.36***	-0.88***	0.92***
Fraction Renegotiating $_{it}$	-2.13*	4.60**	-7.39***
Debt/GDP $_{it}$	0.11**	-0.03*	-0.21***
Country fixed effects	Yes	Yes	No
Adjusted $R^2$	0.28	0.06	0.34
Observations	2682	552	139

Dataset of 77 countries 1970-2011 from S&P and Cruces and Trebesch (2013)

- ▶ Theory predictions are consistent with historical data



# Quantitative Model

- ▶ Infinite horizon and stochastic income
- ▶ Time varying debt and default choices
- ▶ Spreads compensates for expected default loss
- ▶ Same strategic interactions for default and renegotiation
- ▶ Markov equilibrium:
  - ▶ Optimal choices for default, renegotiation, and debt are Nash
  - ▶ Bond price and recovery functions are consistent with default and renegotiation decisions
- ▶ Equilibrium selection: Outcome that maximizes country values

## Quantitative analysis

- ▶ Use data from Greece, Italy, Spain, and historical debt recoveries to parameterize model
- ▶ Model can account for half of the correlation in spreads and debt exposures across countries
- ▶ Strategic interactions and joint renegotiations are most important forces

## Model and Data

	Data	Model
<i>Calibrated moments (%)</i>		
Mean risk free rate	4.0	4.2
Mean spread	1.4	1.6
Volatility risk free rate	1.4	1.6
Volatility spread	2.6	1.8
Volatility exposure	15	16
Mean recovery	60	66
$\Delta$ in recovery with multiple rene.	-16	-13
<i>Other moments</i>		
Correlation of spread	0.97	0.43
Correlation of exposure	0.56	0.30

## Debt Linkages

Home	Overall Mean	Foreign Good Credit		Foreign Bad Credit	
		Repay	Default	Rene.	Nonrene.
Default prob.	4.5	2.9	37.3	0.03	100
Rene. prob.	98	100	1	100	–
Recovery	66	71	90	58	–
Spread	1.6	1.6	1.9	1.1	–

- ▶ Default more when others default or do not renegotiate
- ▶ Renegotiate more when others repay or renegotiate
- ▶ Recovery is reduced when others repay or renegotiate

## What Drives Results?

	Benchmark	Decomposing Mechanism			Correlated Shocks
		Linear	Low IES	Small	
Correlations					
Spreads	0.42	0.28	0.52	0.17	0.67
Exposure	0.30	0.34	0.51	0.07	0.74
Default	0.34	0.45	0.32	0.11	0.59
Volatility					
Risk free rate	1.6	0.0	4.0	1.6	1.6
Dependent events					
Default	25	35	31	–	41
Repay	27	27	22	–	22

## What Drives Results?

	Benchmark	Decomposing Mechanism			Correlated Shocks
		Linear	Low IES	Small	
Correlations					
Spreads	0.42	0.28	0.52	0.17	0.67
Exposure	0.30	0.34	0.51	0.07	0.74
Default	0.34	0.45	0.32	0.11	0.59
Volatility					
Risk free rate	1.6	0.0	4.0	1.6	1.6
Dependent events					
Default	25	35	31	–	41
Repay	27	27	22	–	22

Strategic interactions are most important force

# Conclusion

- ▶ Developed a model of sovereign debt linkages
- ▶ Defaults and renegotiations are correlated
  - ▶ Strategic interactions of countries trading with common lenders

## Parameters

$$u(c) = \frac{c^{1-\sigma}}{1-\sigma}, \quad g(c_L) = \frac{c_L^{1-\alpha}}{1-\alpha}$$

Uncorrelated AR(1) shock process from Greek GDP  $\rho = 0.88$ ,  
 $\eta = 0.03$

Borrowers' risk aversion  $\sigma = 2$

	Value	Target
Lender's income	$y_L = 1.4$	} German yield: mean and vol. Greek spread: mean and vol. Recovery rate mean and cond. Exposure vol.
Lender's risk aversion	$\alpha = 0.65$	
Lender's discount factor	$\delta = 0.96$	
Output cost after default	$\lambda = 0.016$	
Borrowers' discount factor	$\beta = 0.82$	
Borrower's bargaining power	$\theta = 0.38$	



## Borrowers Countries: Payoffs

Consumption and expected value for arbitrary strategy  $(d, b')$

$$w_i(s, d, b') = u(c_i(s, d, b')) + \beta \sum \pi(y', y) v_i(s'(d, b'))$$

- ▶  $v_i$ : future value given by the Markov allocations
- ▶  $w_i$ : payoff for arbitrary strategies  $(d, b')$
- ▶ Future state  $s' = (b', h', y')$  induced by strategies  $(d, b')$

# Borrowing Countries: Stages of Game

Each period has two sequential stages:

- ▶ Default-renegotiation stage

Countries decide on  $d_i$ : repay/default or renegotiate/not

- ▶ Borrowing stage: given states  $(s, d)$

Non-defaulting countries decide on borrowing  $b'$

Cournot competition

*We consider Markov equilibrium*

## Borrowers Countries: Borrowing Stage

- ▶ Borrowing determined by Cournot competition
  - ▶ Borrowing best response of country  $i$

$$x_i^b(b'_{-i}, s, d) = \{b'_i : \max_{b'_i} w_i(s, d, b')\}$$

- ▶ Optimal borrowing  $(B_1(s, d), B_2(s, d))$  is Nash

$$B_i(s, d) = x_i^b(B_{-i}(s, d), s, d) \quad \text{for all } i$$

## Borrowers Countries: Default-Renegotiation Stage

- ▶ Optimal default and renegotiation is Nash

- ▶ Default-renegotiation best response of country  $i$

$$x_i^d(d_{-i}, s) = \{d_i : \max_{d_i} w_i(s, d, B(s, d))\}$$

- ▶ Optimal default-renegotiation strategy  $(D_1(s), D_2(s))$

$$D_i(s) = x_i^d(D_{-i}(s), s)$$

- ▶ Markov equilibrium given price and recovery functions

$$v_i(s) = w_i(s, D(s), B(s, D(s)))$$

# Lenders

- ▶ Competitive with preferences:  $E \sum_{t=0}^{\infty} \delta^t g(c_{Lt})$
- ▶ More patient than borrowers  $\delta > \beta$ , dislike volatility  $g''(\cdot) < 0$
- ▶ Dividends depend on credit phases and countries' choices

$$c_L = y_L + \sum_{i=1}^2 \underbrace{[1 - D_i(s)] [(1 - h_i) (b_i - Q_i(s)b'_i) + h_i\Phi_i(s)]}_{\text{net repayment from country } i}$$

- ▶  $Q_i(s)$  is prices of bonds;  $\Phi_i(s)$  is the recovery

# Lenders FOC

- ▶ Lenders' kernel

$$m(s', s) = \frac{\delta \pi(y', y) g'(c_L(s'))}{g'(c_L(s))}$$

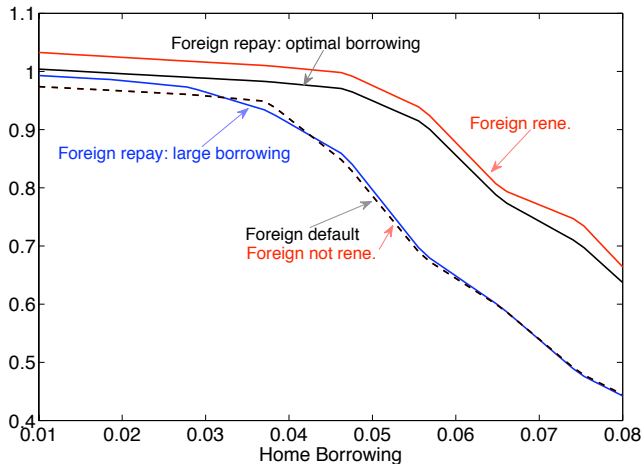
- ▶ Price of bonds

$$Q(s) = E m(s', s) [(1 - D(s')) + D(s') \zeta(s')]$$

- ▶ Risk adjusted present value of recovery rate

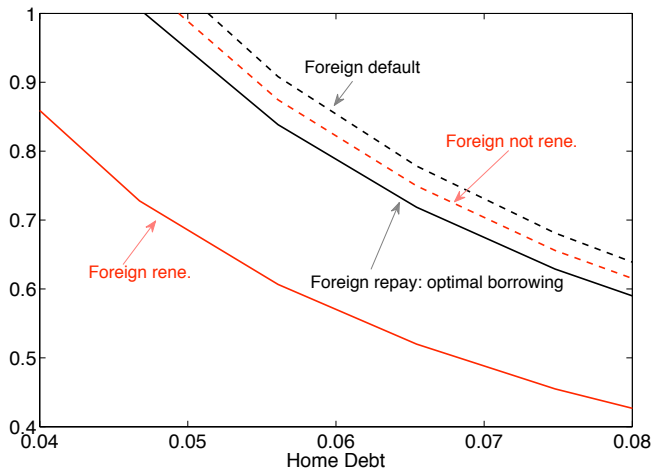
$$\zeta(s) = E \left[ m(s', s) (1 - D(s')) \frac{\Phi(s')}{b'} + D(s') \zeta(s') \right]$$

# Bond price schedule



- ▶ Price tight with foreign default, high borrowing, and not renegotiate

# Recovery schedule



- Recovery low in joint renegotiations