



# **Pandemic Proposal Weekly Monitor**

## **Based on the IMF Staff Discussion Note**

7 April 2022\*

\*Based on the IMF SDN "[A Proposal to End the COVID-19 Pandemic](#)"

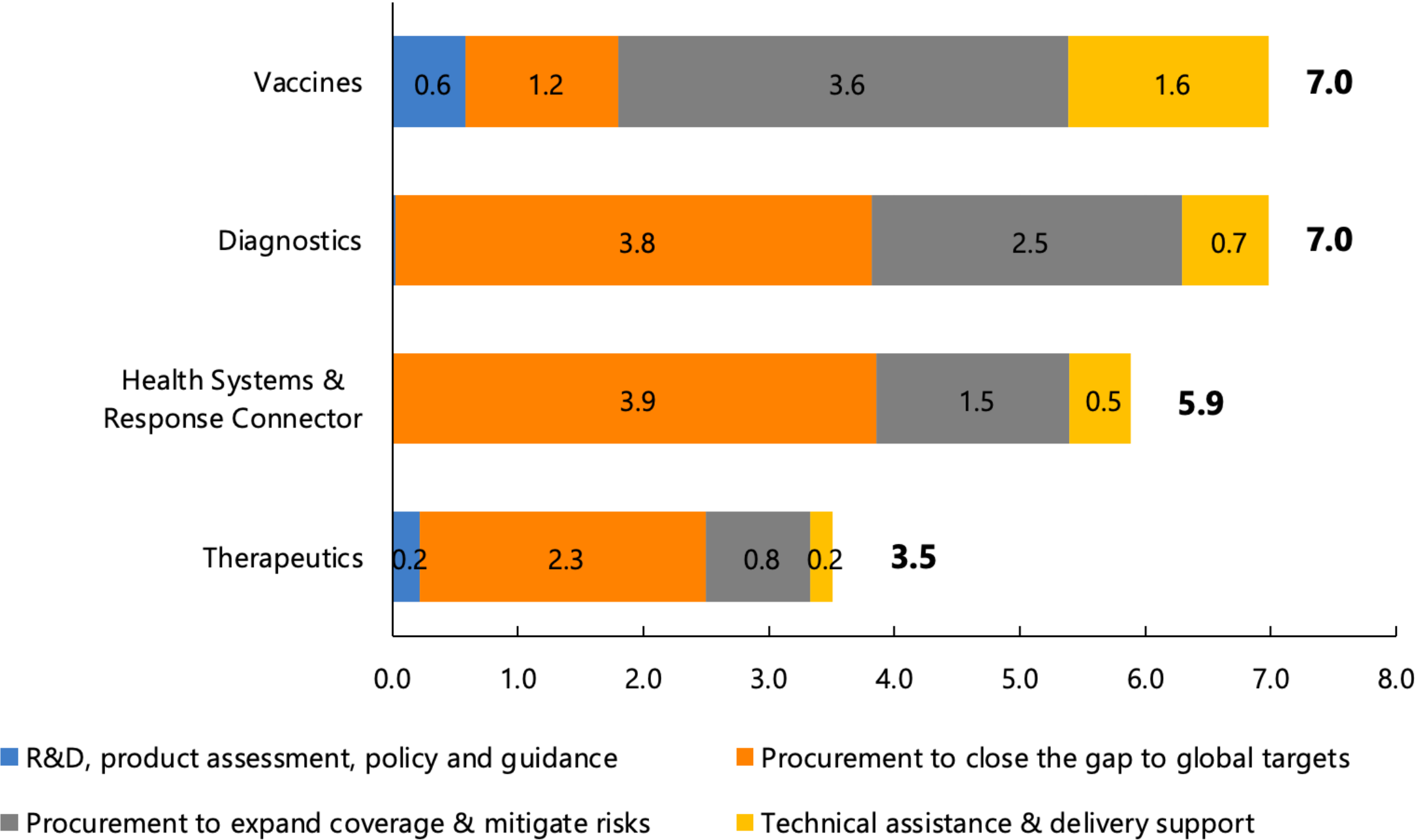
# Overview of the Progress Towards the Targets Identified in the IMF Pandemic Proposal (as of Feb. 2022)

	GOAL	TARGETS	STATUS	IMMEDIATE PRIORITIES
1	<b>Vaccinate</b>	The vaccination targets are to achieve at least 40% coverage in all countries by the end-2021 and 70% by mid-2022	<i>Partial Progress:</i> 40% of countries off track to meet the 70% target by mid-2022	(1) Adequate financing exists for procurement of vaccines (once accounting for large donations, bilateral deals, etc.), but greater financing is needed for delivery, ancillary costs, contingencies, and R&D; (2) In-country delivery challenge is now the key constraint to meet global vaccination targets. Urgent action needed with high-level engagement with country authorities, with flexible financing for in-country vaccine delivery and health systems
2	<b>Test</b>	The diagnostics target is for all countries to achieve testing rates of 1 per 1,000 people per day by the end of 2021 / in 2022; Sequence at least 1% of COVID cases	<i>Insufficient Progress:</i> About 2 out of 3 developing countries off-track on the daily testing target; 67% of countries off-track on the indicative sequencing target	(1) Close financing gaps for existing diagnostics pillar and equitably allocate them to developing countries; (2) Strengthen in-country testing and sequencing capacity
3	<b>Treat</b>	Treat all cases by securing equitable access to treatments on an at-risk basis for 120m patients in developing countries	<i>Insufficient Progress:</i> Granular data not available; but significant gaps in developing countries	(1) Create a pathway for each country to have equitable access to oxygen, the new oral antivirals, and other therapeutics so every country has a complete toolkit to fight COVID-19; (2) Support scale up of local oxygen production and supply; (3) Enhance visibility on in-country demand
4	<b>Prepare</b>	Prepare for emergence of new variants and future threats	<i>Insufficient Progress</i>	(1) Upgrade vaccine portfolio and R&D speed to handle new variants and novel threats; Develop universal vaccine against coronaviruses; (2) Strengthen genomic surveillance especially in developing countries; (3) Diversify regional manufacturing capacity; (4) Create upfront financing mechanism for future pandemics; (4) Continue strengthening in-country health systems based on granular country-level gap assessment

## **Financing Gaps & Progress on Dose Sharing**

# Funding Needs by Pillar and Major Outcome Category

(in USD billion)



Source and Notes: ACT-A Strategic Plan and Budget. The procurement numbers for the vaccine pillar is based on a common framework to assess and quantify risk factors between COVAX/GMA, the ACT-A Hub, and IMF. Starting in early November 2021, this assessment will be regularly updated and shared to ensure a forward-looking accounting of downside risks and progress towards addressing those risks, and to enhance transparency of the nature and size of the risks. Last Update: 28 Oct 2021

# Dose Donations Pledges and shipped (in millions)

As of April 7th

Country	<u>Doses Announced</u>				<u>Dose Donations Delivered To Date</u>				<u>% Delivered</u>		
	Total 2021-2022	Through COVAX	Through Direct Donations	Total	Through COVAX	Through Direct Donations	Confirmed Supply by COVAX**	Verified By Country As Of	Pledge at Cardbis Bay G7 Summit or Jun'21 to COVAX	of G7 Summit or Jun'21 Pledge Delivered	of Total Announced Doses Delivered
Australia	60	41	19	13	-	13	0				22%
Canada	51	51	1	15	14	1	15.1	12/8/21	13	115%	29%
Japan	64	41	23	39	19	21	11.3		30	131%	61%
United Kingdom	107	100	7	36	30	6	26.2	11/8/21	100	36%	34%
United States	900	820	80	321	242	78	693.4		580	55%	36%
European Union	586	496	70	347	297	49	293.6		147	236%	59%
•o/w France	144	138	6	65	62	3	64.1	11/25/21	60	108%	45%
•o/w Germany	175	166	9	103	94	9	99.1		30	342%	59%
•o/w Italy	72	69	3	47	45	3	43.9		15	316%	66%
•o/w Spain	74	64	10	43	40	3	46.3	11/22/21			58%
•o/w Portugal	7	4	3	7	4	3	2.4	11/19/21			92%
•o/w Belgium	15	9	0	9	8	0	8.2				57%
•o/w Finland	4	4	-	3	3	-	1.4				69%
•o/w Sweden	11	6	1	8	7	1	5.9	12/2/21			69%
•o/w Denmark	10	5	3	10	7	3	4.7				100%
•o/w Netherlands	32	22	9	21	15	7	16.3	11/24/21			67%
•o/w Ireland	4	1	0	2	2	0	1.3				47%
•o/w Others	38	7	26	30	12	19					80%
Hong Kong SAR, China	8	8	-	1	1	-	11.5				12%
New Zealand	9	3	1	3	2	0	0.9				29%
Norway	7	5	1	4	3	1					61%
South Korea	5	3	3	2	-	2					40%
Switzerland	8	4	-	2	2	-	1.6				22%
Turkey	1	9	1	1	-	1	0				100%
UAE	3	1	3	3	-	3	0				91%
India	14		14	14	-	14	0				100%
China	130		130	100	-	100	0				77%
Other	42		19	17	0	17	0				41%
<b>Total</b>	<b>1,996</b>	<b>1,582</b>	<b>371</b>	<b>917</b>	<b>611</b>	<b>306</b>	<b>1054</b>		<b>870</b>	<b>61%</b>	<b>46%</b>

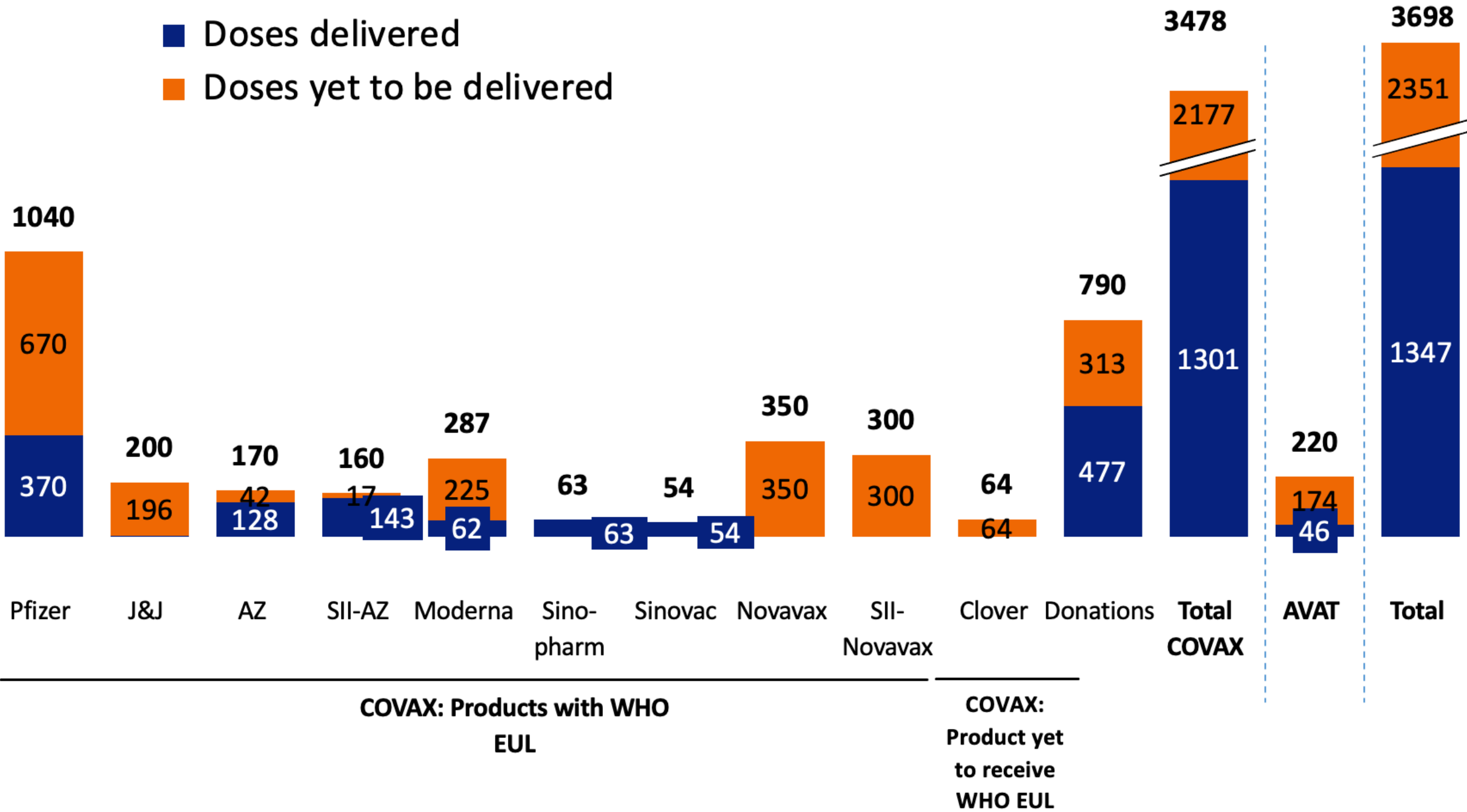
Source: IMF staff calculations based on data from UNICEF, COVAX, country authorities, and various media reports

Notes: The US Pfizer doses only includes 40% of the initial 500m contract as donations.

\*\* <https://www.gavi.org/sites/default/files/covid/covax/COVAX-Dose-Donation-Table.pdf>

# Only 37% of COVAX-contracted doses and 21% of AVAT-contracted have been supplied for delivery so far

COVID-19 Vaccine Supply Tracker: Deliveries to COVAX & AVAT (Mn doses)

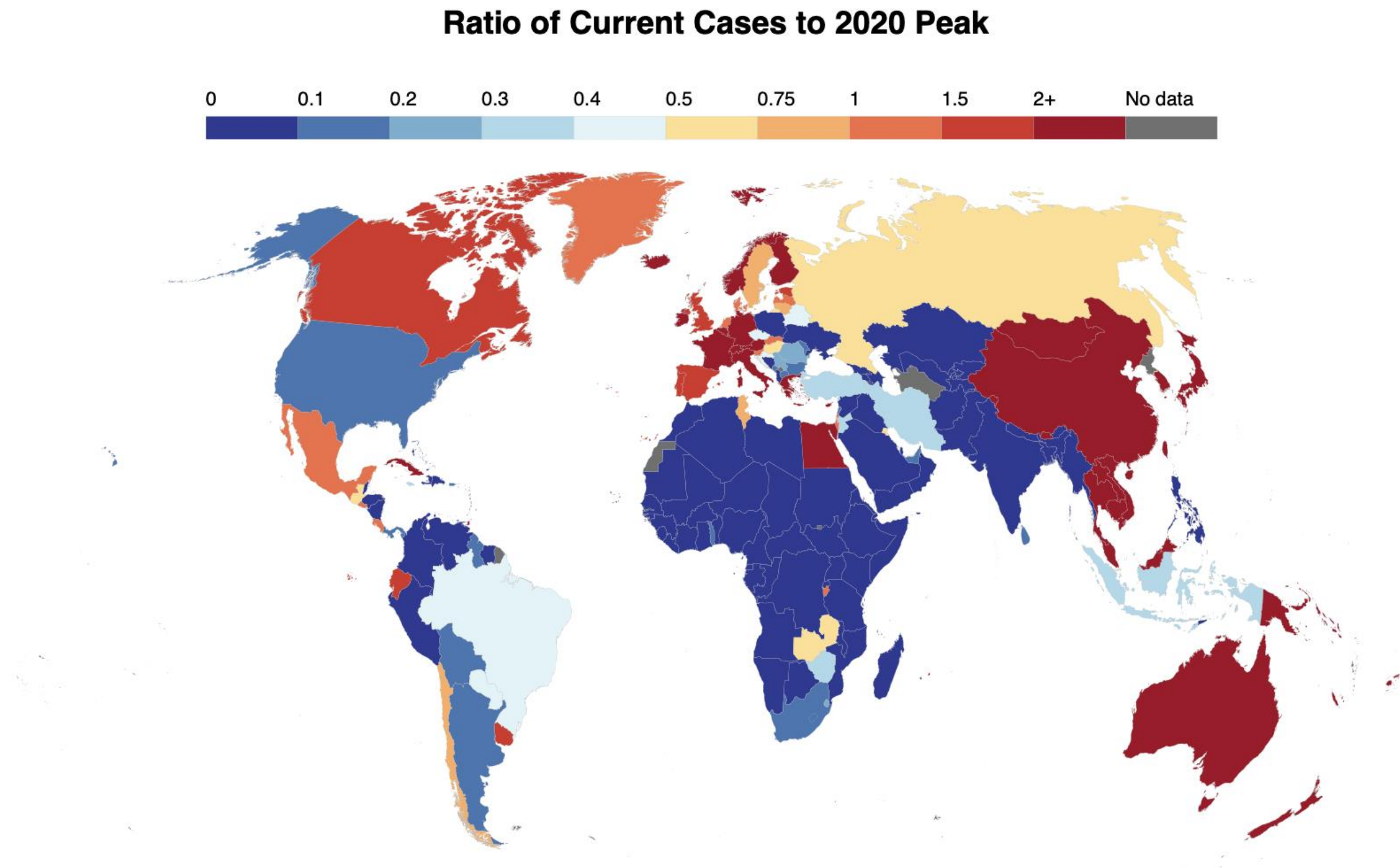


Sources and Notes: COVAX, UNICEF, Africa CDC, IMF staff calculations. Committed doses are doses that the COVAX facility is required to procure. Support from the US has allowed COVAX to secure 1b Pfizer doses. These include a donation of 700m doses, and the rest 300m doses is treated as non-donations. However, for this presentation all 1b facilitated doses are included in the Pfizer category. The secured supply agreement numbers for SII-AstraZeneca and SII-Novavax are approximated based on COVAX Facility candidate-specific supply information. The dose donations are based on COVAX estimates based on commitments from donors to share doses bilaterally with the COVAX facility.

## Country Level Tracking of Key SDN Targets



# Where are COVID-19 Cases Surging Now?



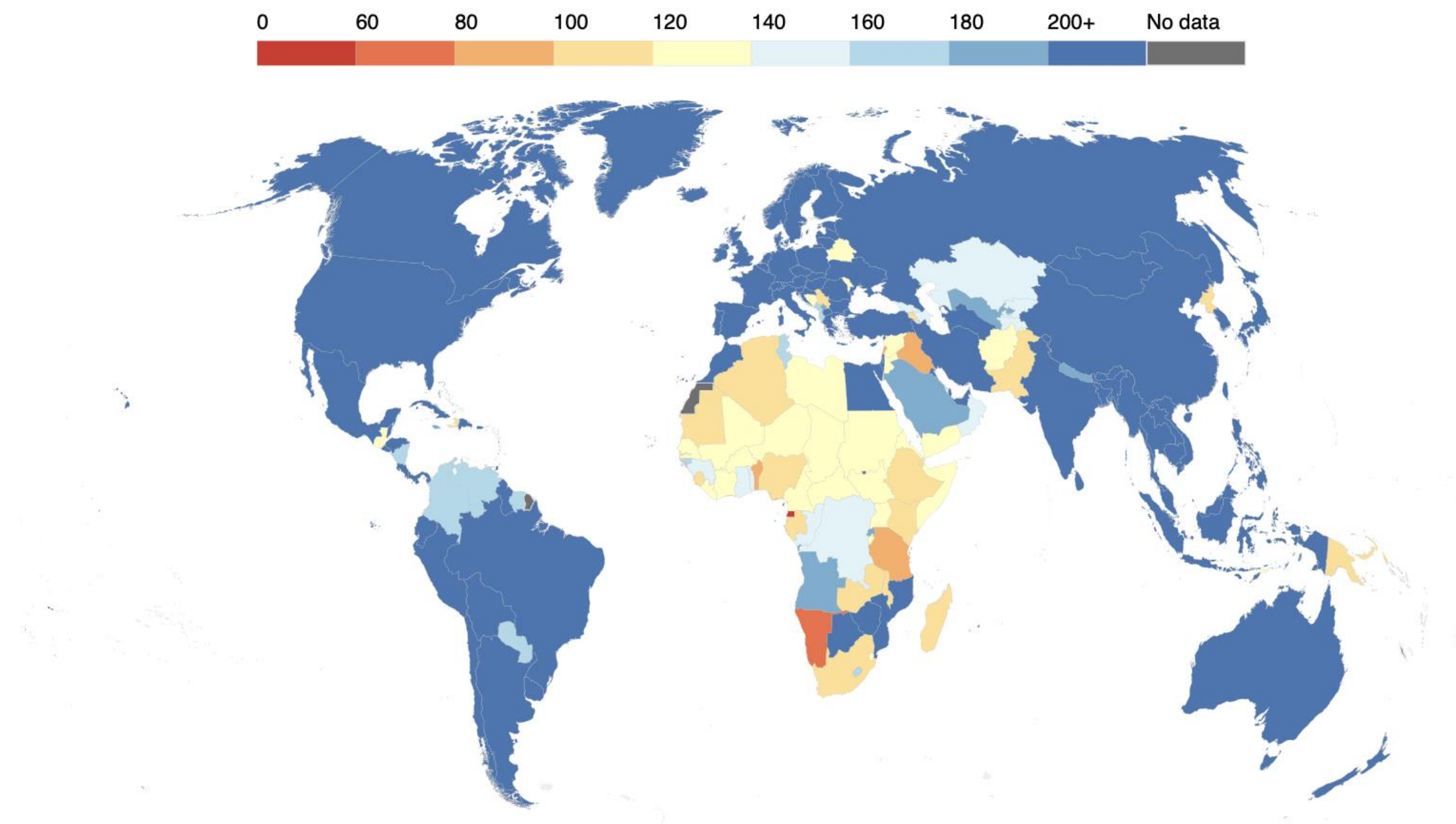
Note: 2020 Peak is Defined as 95% percentile highest daily cases observed in 2020. Country borders or names do not necessarily reflect the IMF's official position.  
Source: IMF staff calculations, Our World in Data. Last Update: 7 Apr 2022



# Secured Vaccine Doses and/or Expected Vaccine Supply

*Target  $\geq 140\%$  of Population*

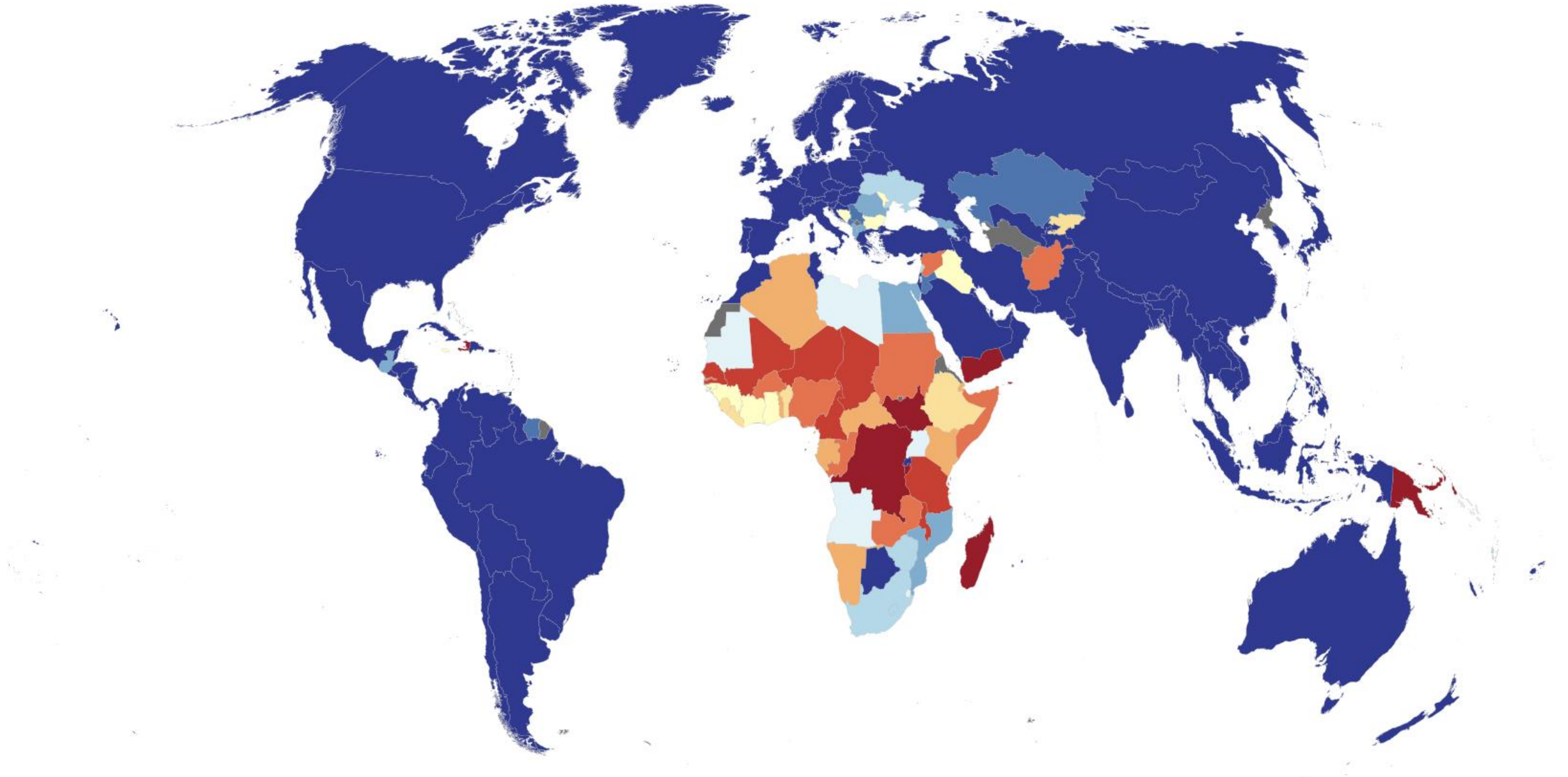
## Secured Vaccines and/or Expected Vaccine Supply (doses, % of Total Population)



Note: This includes coverage from bilateral contracts, regional deals, COVAX, in-kind donation, domestic production, and contracts supported by MDB financing. Some contracts are unobserved, which may lead to under-reporting of coverage in some countries. Optional contracts, and unallocated AVAT doses are excluded to remain conservative. Country borders or names do not necessarily reflect the IMF's official position. Source: IMF-WHO COVID-19 Vaccine Supply Tracker. Last Update: 7 Apr 2022

# Share Who Received At Least One COVID-19 Vaccine Dose

Share of People Who Received At Least One Vaccine Dose (% of population)

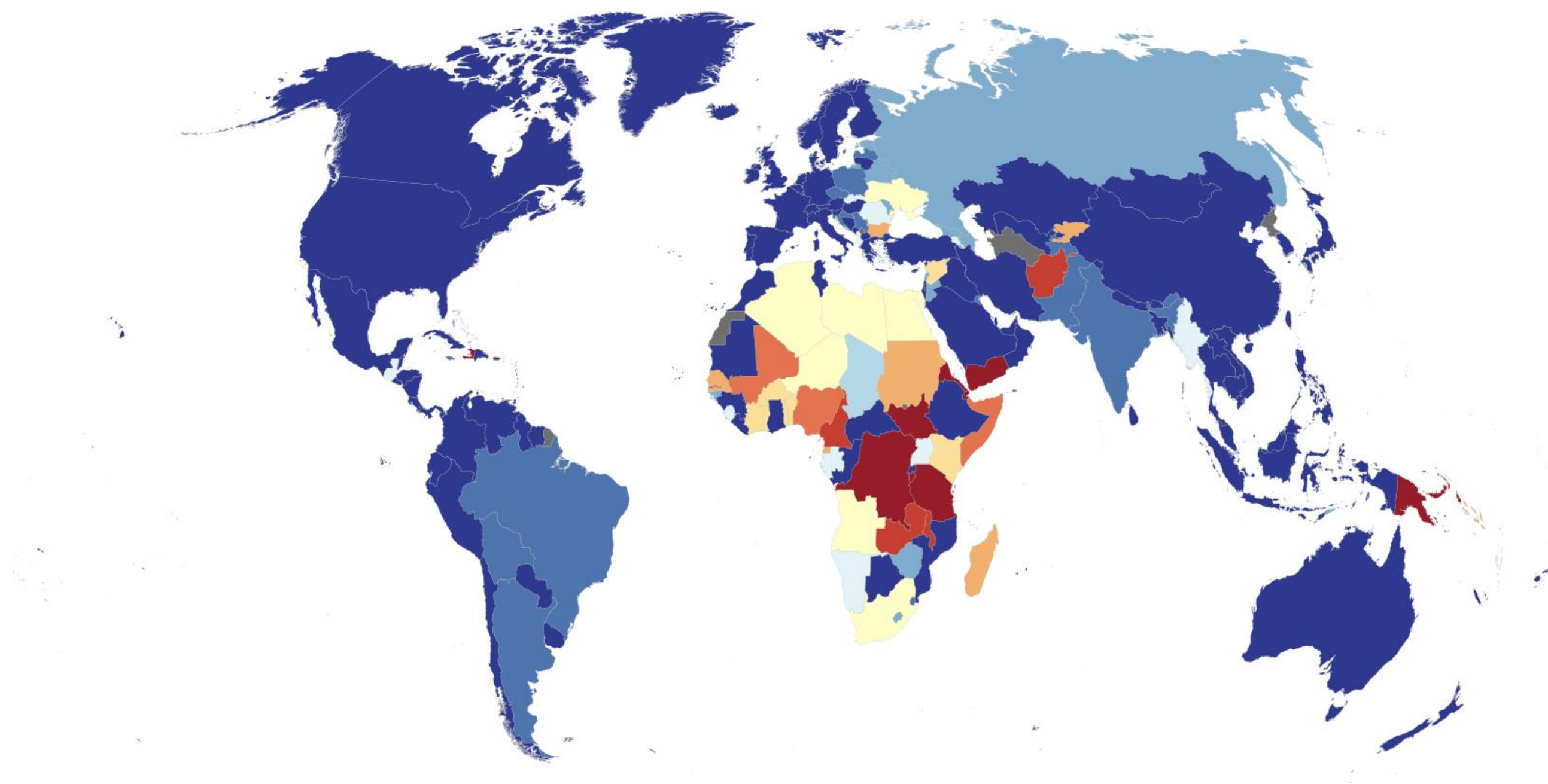



Note: Country borders or names do not necessarily reflect the IMF's official position. Source: Our World in Data. Last Update: 7 Apr 2022



# Vaccine Delivery (1): Daily Speed Observed So Far (Maximum)

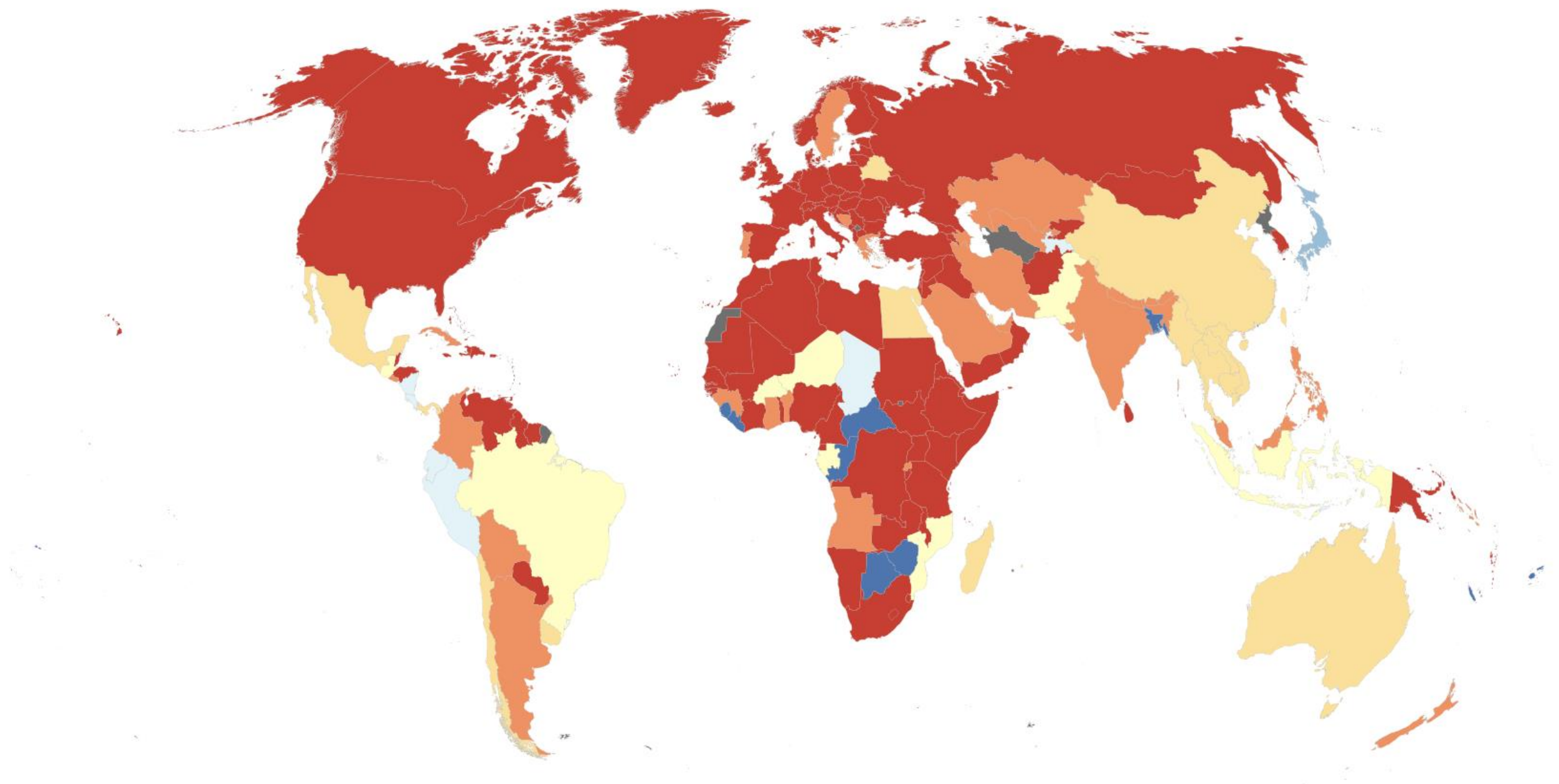

Maximum Observed Daily Vaccination Rate (per 100 people)



Note: Country borders or names do not necessarily reflect the IMF's official position. Source: IMF staff calculations, Our World in Data. Last Update: 7 Apr 2022

# Vaccine Delivery (2): Daily Speed Observed So Far (Average)

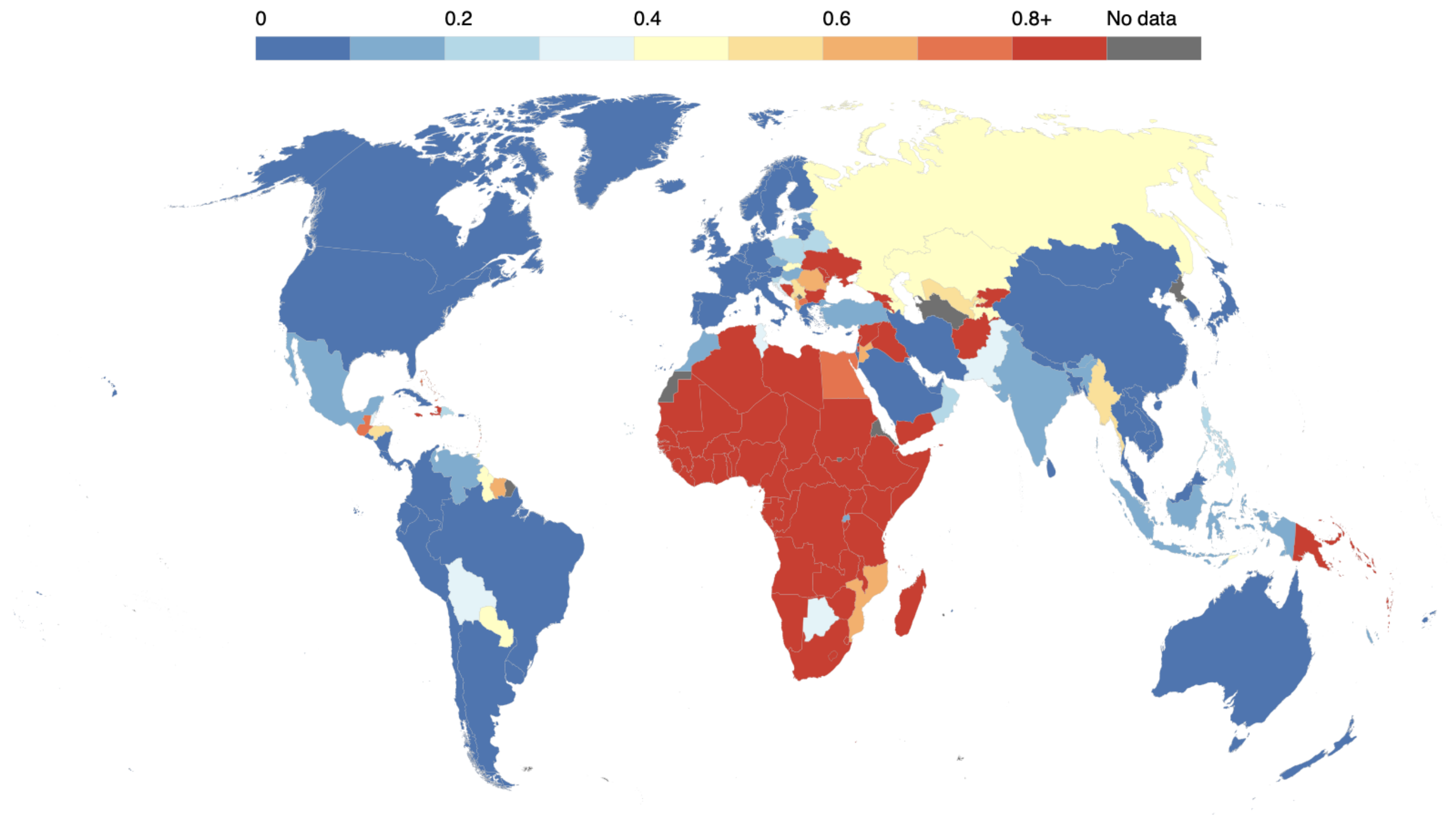
Average Observed Daily Vaccination Rate (per 100 people)



Note: Country borders or names do not necessarily reflect the IMF’s official position. Source: IMF staff calculations, Our World in Data. Last Update: 7 Apr 2022

# Daily Vaccination Rate Needed to Reach 70% by Mid-2022

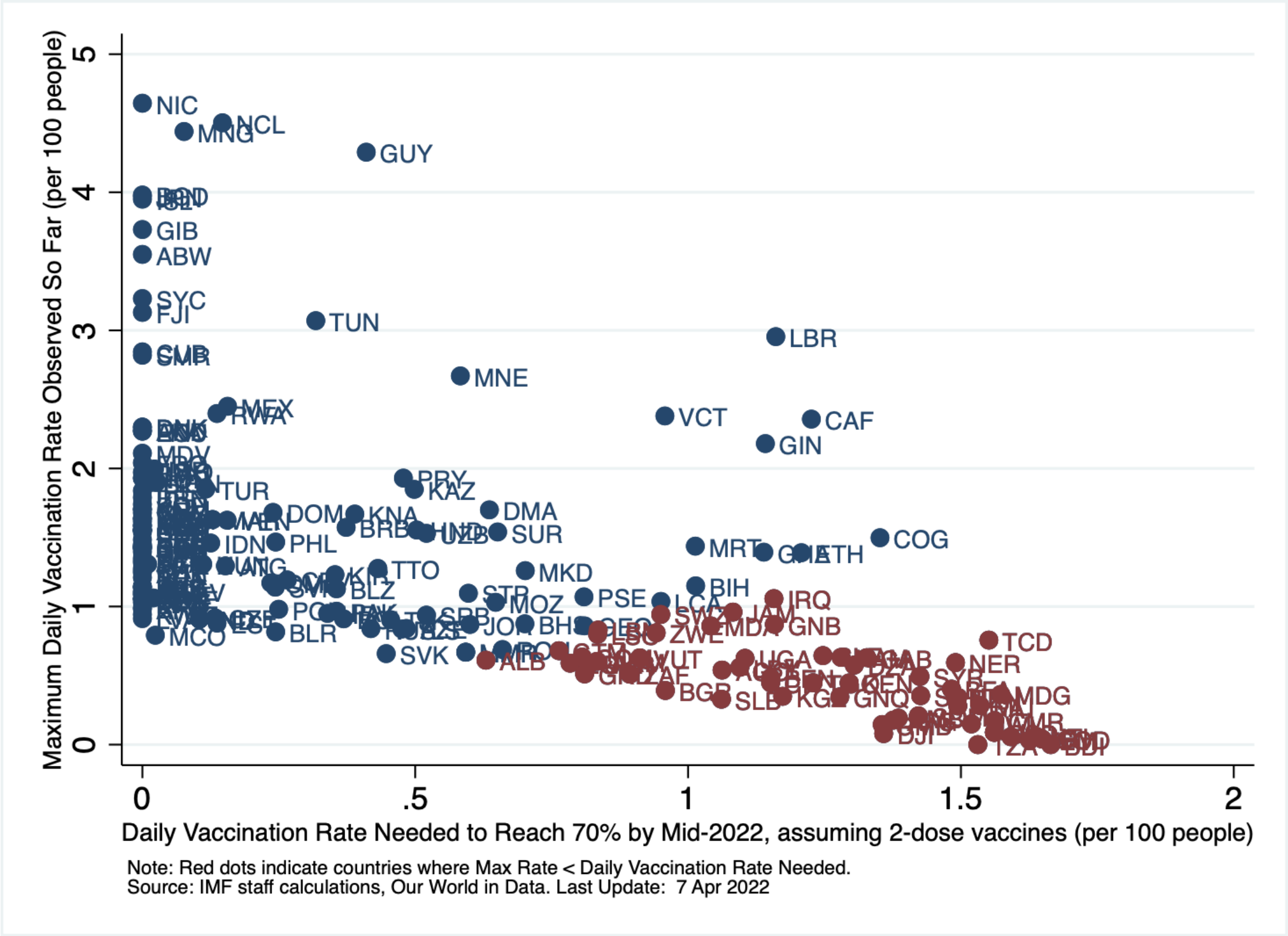
Daily Vaccination Rate Needed to Reach 70% by Mid-2022, assuming 2-dose vaccines (per 100 people)



Note: J&J and Cansino volumes have been doubled for comparability with the other two dose candidates in the portfolio. Country borders or names do not necessarily reflect the IMF's official position.  
Source: IMF staff calculations, Our World in Data. Last Update: 7 Apr 2022



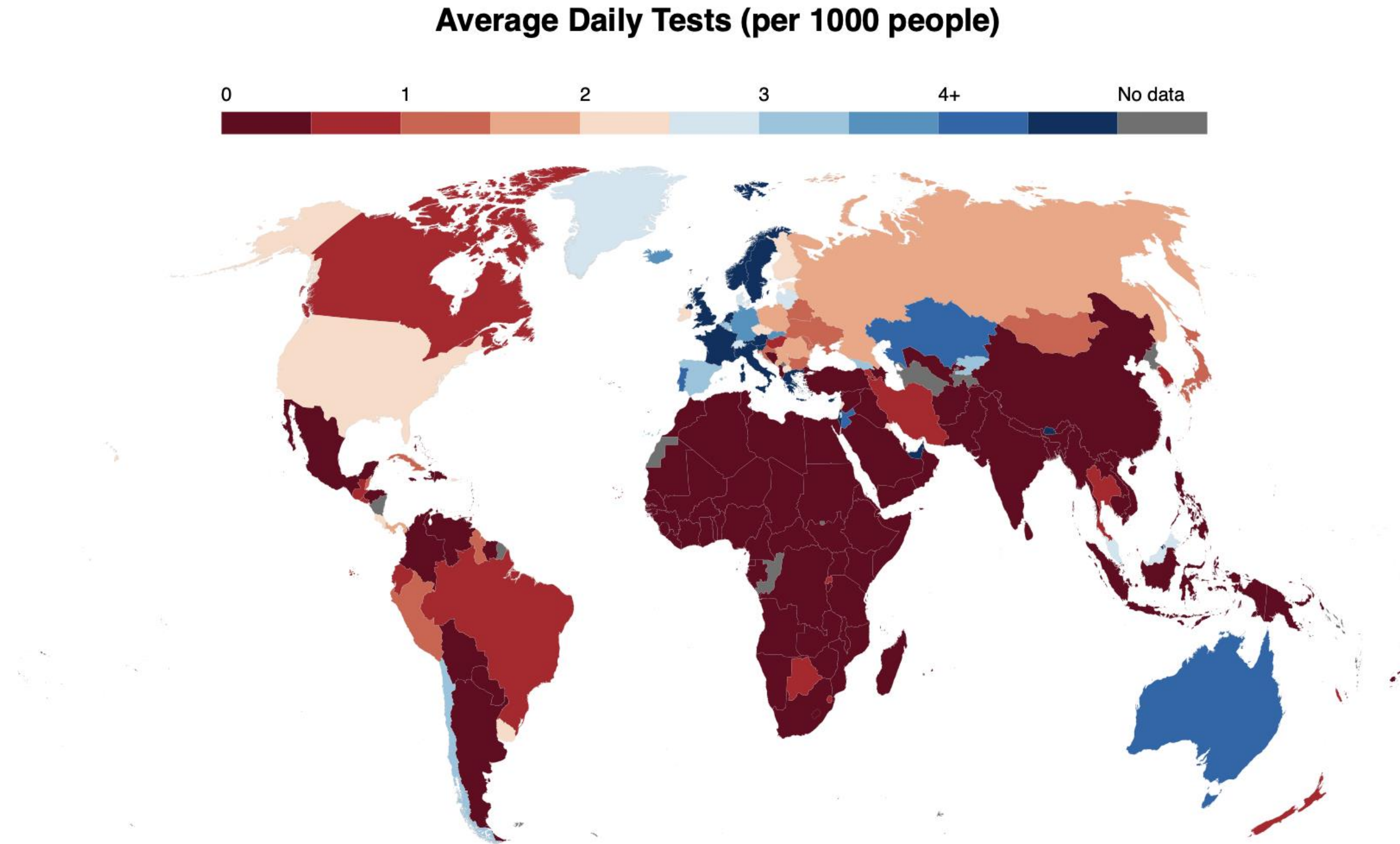
# Current Daily Max vs. Daily Speed Needed





# Diagnostics

*Target = Daily Tests > 1 per 1000 people*

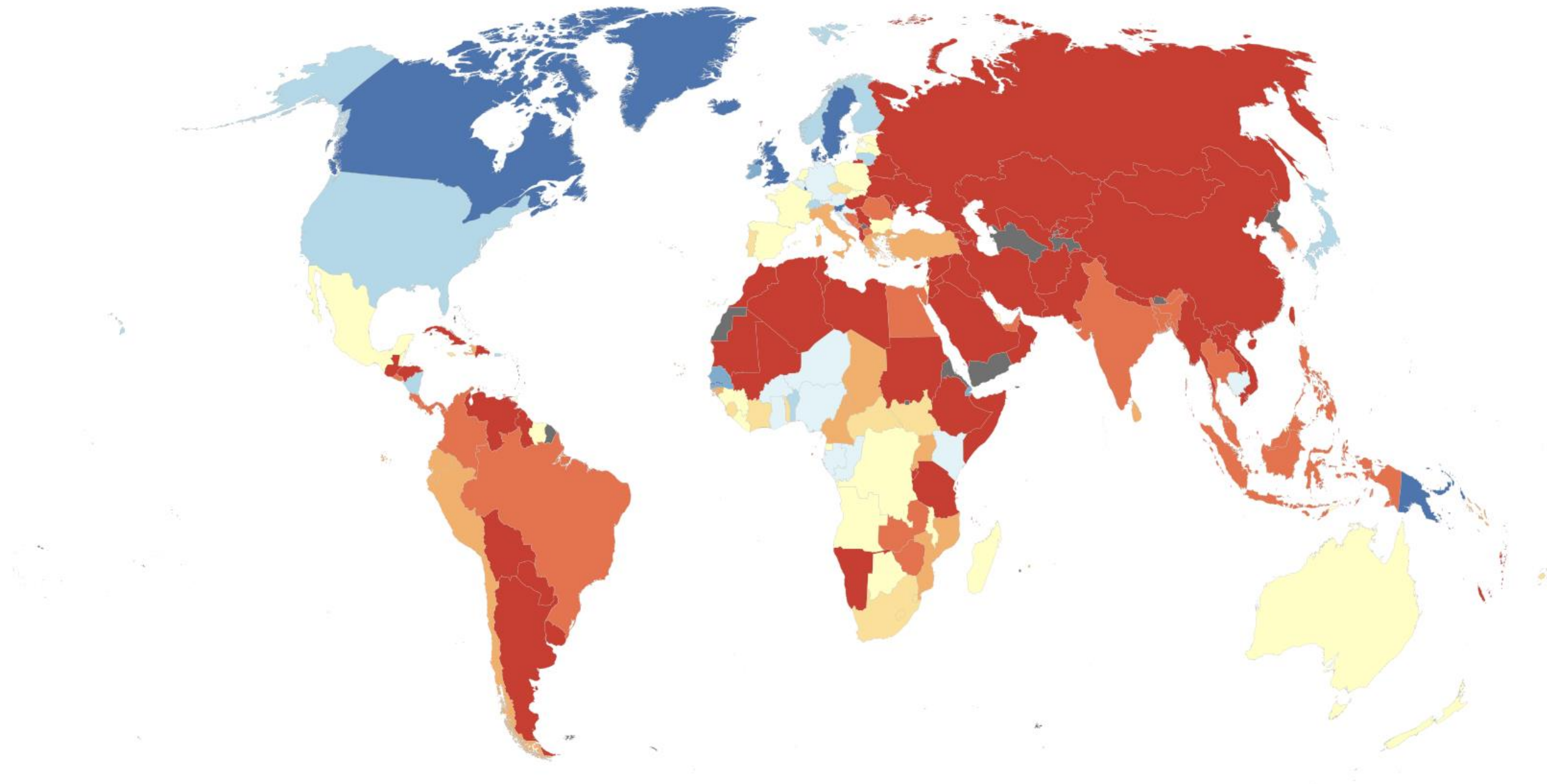



Note: Country borders or names do not necessarily reflect the IMF's official position. Source: Our World in Data, FIND. Last Update: 7 Apr 2022

# Genomic Surveillance: Percent of COVID Cases Sequenced

*Target > 5% of Cases*

## Genomic Surveillance: Percent of COVID Cases Sequenced

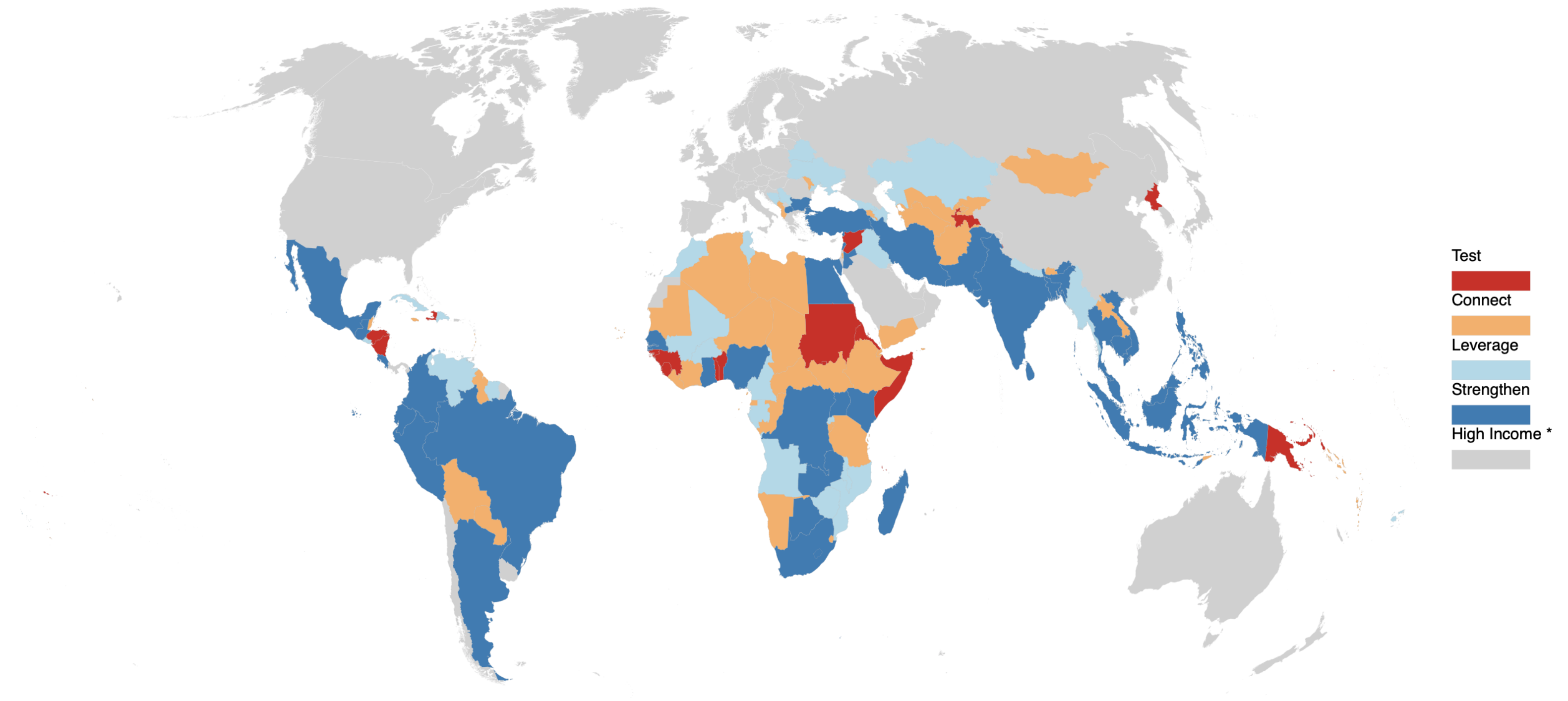


Note: Country borders or names do not necessarily reflect the IMF's official position. Source: GISAID. Last Update: 7 Apr 2022

# NGS Capacity for SARS-CoV-2 Genomic Surveillance in LMICs

*Assessed with a 4-tier country-level classification framework*

## NGS Capacity for SARS-CoV-2 Genomic Surveillance

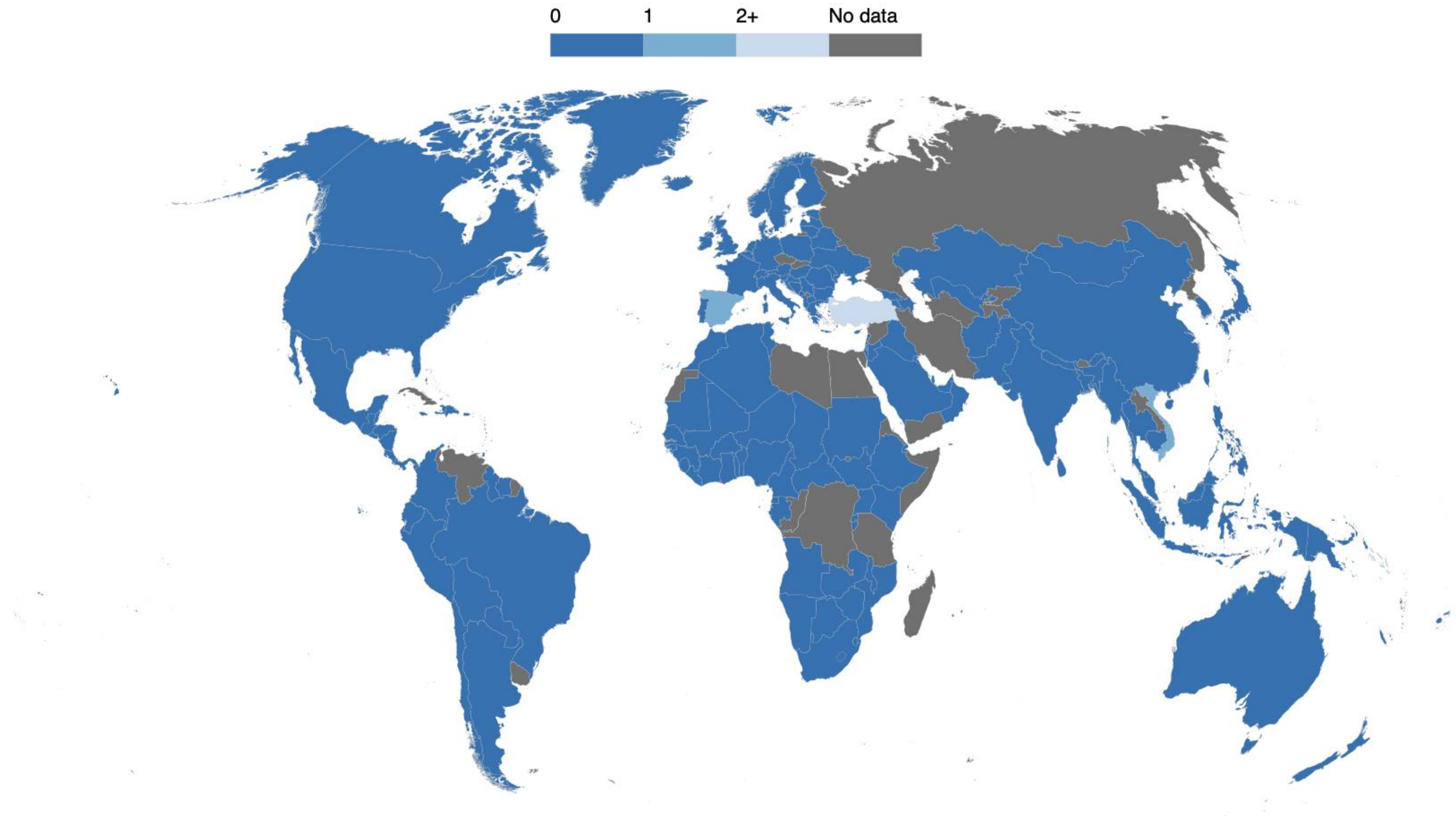


Note: \* includes China & Russia. Country borders or names do not necessarily reflect the IMF's official position. Source: GISAID, FIND, WHO. Last Update: 10 Nov 2021



## Variant VOC Delta: Percent of Delta in past 4 weeks

### Variant Genome: Percent of Delta Variant



Note: Country borders or names do not necessarily reflect the IMF's official position. Source: GISAIID. Last Update: 7 Apr 2022

## Country-Level Dashboard

COVID-19 Health Tools	Targets	LIC	LMIC	UMIC	HIC	Afghanistan
Vaccines						
Secured Vaccines (Doses, % of Population)	> 140	133.1	185.2	225.6	502.3	132.8
<i>Bilateral Deals</i>		2.3	52.9	130.3	475.7	0
<i>Direct Donations</i>		5.2	27.9	35.1	15.3	12.8
<i>COVAX</i>		114.3	87.6	37.1	9.2	120
<i>Other</i>		11.3	16.8	23.1	2.1	0
% of Population Fully Vaccinated as of Today		13.06	38.8	48.1	73.1	11.38
Percent of Delivered Vaccine Doses that were Administered		62.7	69.1	76.4	77.7	45.27
Current Rate of Daily Vaccination (per 100 people)		.22	.20	.23	.10	.02
COVAX AMC Allocation (Course, per 100 people)		22.8	27.4	7.3	0	18.52
Progress Towards 70% Full Vaccine Coverage						Off track
Diagnostics						
Daily Testing Rate (per 1000 people)	> 1	.06	.65	1.30	50.02	.02
Test Positivity Rate (% , 7-day average)	< 5	3.59	8.47	7.90	22.4	23.35
Genomic Surveillance (Sequences Shared, % of Cases)	> 1-5	1.23	1.01	0.48	2.65	.05
Financing for Vaccines, Diagnostics, Treatments, PPE						
AVAT orders placed						.
World Bank financing for vaccines (USD mn.)						113
Date approved						Mar 18, 2021
Date effective						Apr 15, 2021
ADB financing for vaccines (USD mn.)						50
Global Fund COVID-19 Response Mechanism						
PCR diagnostic tests (USD mn.)						1.3
RDT diagnostic tests (USD mn.)						0
PPE (USD mn.)						.1
Therapeutics – Oxygen (USD mn.)						1.2
Therapeutics – Others (USD mn.)						2.4
IMF-WB Joint Debt Sustainability Analysis						
Risk of External Debt Distress						High
Risk of Overall Debt Distress						High
Date of Publication						Jun, 2021



COVID-19 Health Tools	Targets	LIC	LMIC	UMIC	HIC	Albania
Vaccines						
Secured Vaccines (Doses, % of Population)	> 140	133.1	185.2	225.6	502.3	176.35
Bilateral Deals		2.3	52.9	130.3	475.7	141
Direct Donations		5.2	27.9	35.1	15.3	17.79
COVAX		114.3	87.6	37.1	9.2	17.56
Other		11.3	16.8	23.1	2.1	0
% of Population Fully Vaccinated as of Today		13.06	38.8	48.1	73.1	42.47
Percent of Delivered Vaccine Doses that were Administered		62.7	69.1	76.4	77.7	90.91
Current Rate of Daily Vaccination (per 100 people)		.22	.20	.23	.10	.06
COVAX AMC Allocation (Course, per 100 people)		22.8	27.4	7.3	0	.
Progress Towards 70% Full Vaccine Coverage						Off track
Diagnostics						
Daily Testing Rate (per 1000 people)	> 1	.06	.65	1.30	50.02	.33
Test Positivity Rate (% , 7-day average)	< 5	3.59	8.47	7.90	22.4	18.37
Genomic Surveillance (Sequences Shared, % of Cases)	> 1-5	1.23	1.01	0.48	2.65	.02
Financing for Vaccines, Diagnostics, Treatments, PPE						
AVAT orders placed						.
World Bank financing for vaccines (USD mn.)						.
Date approved						.
Date effective						.
ADB financing for vaccines (USD mn.)						.
Global Fund COVID-19 Response Mechanism						
PCR diagnostic tests (USD mn.)						0
RDT diagnostic tests (USD mn.)						0
PPE (USD mn.)						0
Therapeutics – Oxygen (USD mn.)						0
Therapeutics – Others (USD mn.)						0
IMF-WB Joint Debt Sustainability Analysis						
Risk of External Debt Distress						.
Risk of Overall Debt Distress						.
Date of Publication						.

COVID-19 Health Tools	Targets	LIC	LMIC	UMIC	HIC	Algeria
Vaccines						
Secured Vaccines (Doses, % of Population)	> 140	133.1	185.2	225.6	502.3	115.3
Bilateral Deals		2.3	52.9	130.3	475.7	34.85
Direct Donations		5.2	27.9	35.1	15.3	.45
COVAX		114.3	87.6	37.1	9.2	80
Other		11.3	16.8	23.1	2.1	0
% of Population Fully Vaccinated as of Today		13.06	38.8	48.1	73.1	13.7
Percent of Delivered Vaccine Doses that were Administered		62.7	69.1	76.4	77.7	40.46
Current Rate of Daily Vaccination (per 100 people)		.22	.20	.23	.10	.01
COVAX AMC Allocation (Course, per 100 people)		22.8	27.4	7.3	0	26.68
Progress Towards 70% Full Vaccine Coverage						Off track
Diagnostics						
Daily Testing Rate (per 1000 people)	> 1	.06	.65	1.30	50.02	.02
Test Positivity Rate (% , 7-day average)	< 5	3.59	8.47	7.90	22.4	.
Genomic Surveillance (Sequences Shared, % of Cases)	> 1-5	1.23	1.01	0.48	2.65	.06
Financing for Vaccines, Diagnostics, Treatments, PPE						
AVAT orders placed						No
World Bank financing for vaccines (USD mn.)						.
Date approved						.
Date effective						.
ADB financing for vaccines (USD mn.)						.
Global Fund COVID-19 Response Mechanism						
PCR diagnostic tests (USD mn.)						.1
RDT diagnostic tests (USD mn.)						0
PPE (USD mn.)						.1
Therapeutics – Oxygen (USD mn.)						.8
Therapeutics – Others (USD mn.)						0
IMF-WB Joint Debt Sustainability Analysis						
Risk of External Debt Distress						.
Risk of Overall Debt Distress						.
Date of Publication						.

COVID-19 Health Tools	Targets	LIC	LMIC	UMIC	HIC	Angola
Vaccines						
Secured Vaccines (Doses, % of Population)	> 140	133.1	185.2	225.6	502.3	192.51
Bilateral Deals		2.3	52.9	130.3	475.7	64.83
Direct Donations		5.2	27.9	35.1	15.3	4.63
COVAX		114.3	87.6	37.1	9.2	104.04
Other		11.3	16.8	23.1	2.1	19
% of Population Fully Vaccinated as of Today		13.06	38.8	48.1	73.1	17.66
Percent of Delivered Vaccine Doses that were Administered		62.7	69.1	76.4	77.7	46.46
Current Rate of Daily Vaccination (per 100 people)		.22	.20	.23	.10	.11
COVAX AMC Allocation (Course, per 100 people)		22.8	27.4	7.3	0	45.24
Progress Towards 70% Full Vaccine Coverage						Off track
Diagnostics						
Daily Testing Rate (per 1000 people)	> 1	.06	.65	1.30	50.02	.03
Test Positivity Rate (% , 7-day average)	< 5	3.59	8.47	7.90	22.4	1.14
Genomic Surveillance (Sequences Shared, % of Cases)	> 1-5	1.23	1.01	0.48	2.65	1.21
Financing for Vaccines, Diagnostics, Treatments, PPE						
AVAT orders placed						Yes
World Bank financing for vaccines (USD mn.)						150
Date approved						Jul 29, 2021
Date effective						.
ADB financing for vaccines (USD mn.)						.
Global Fund COVID-19 Response Mechanism						
PCR diagnostic tests (USD mn.)						1.2
RDT diagnostic tests (USD mn.)						.6
PPE (USD mn.)						5
Therapeutics – Oxygen (USD mn.)						6.1
Therapeutics – Others (USD mn.)						3.2
IMF-WB Joint Debt Sustainability Analysis						
Risk of External Debt Distress						.
Risk of Overall Debt Distress						.
Date of Publication						.

COVID-19 Health Tools	Targets	LIC	LMIC	UMIC	HIC	Antigua and Barbuda
Vaccines						
Secured Vaccines (Doses, % of Population)	> 140	133.1	185.2	225.6	502.3	250.54
<i>Bilateral Deals</i>		2.3	52.9	130.3	475.7	0
<i>Direct Donations</i>		5.2	27.9	35.1	15.3	149.25
<i>COVAX</i>		114.3	87.6	37.1	9.2	60.77
<i>Other</i>		11.3	16.8	23.1	2.1	40.52
% of Population Fully Vaccinated as of Today		13.06	38.8	48.1	73.1	62.48
Percent of Delivered Vaccine Doses that were Administered		62.7	69.1	76.4	77.7	51.32
Current Rate of Daily Vaccination (per 100 people)		.22	.20	.23	.10	.01
COVAX AMC Allocation (Course, per 100 people)		22.8	27.4	7.3	0	.
Progress Towards 70% Full Vaccine Coverage						Off track
Diagnostics						
Daily Testing Rate (per 1000 people)	> 1	.06	.65	1.30	50.02	.34
Test Positivity Rate (% , 7-day average)	< 5	3.59	8.47	7.90	22.4	.
Genomic Surveillance (Sequences Shared, % of Cases)	> 1-5	1.23	1.01	0.48	2.65	2.44
Financing for Vaccines, Diagnostics, Treatments, PPE						
AVAT orders placed						Yes
World Bank financing for vaccines (USD mn.)						.
Date approved						.
Date effective						.
ADB financing for vaccines (USD mn.)						.
Global Fund COVID-19 Response Mechanism						
PCR diagnostic tests (USD mn.)						.
RDT diagnostic tests (USD mn.)						.
PPE (USD mn.)						.
Therapeutics – Oxygen (USD mn.)						.
Therapeutics – Others (USD mn.)						.
IMF-WB Joint Debt Sustainability Analysis						
Risk of External Debt Distress						.
Risk of Overall Debt Distress						.
Date of Publication						.

COVID-19 Health Tools	Targets	LIC	LMIC	UMIC	HIC	Argentina
Vaccines						
Secured Vaccines (Doses, % of Population)	> 140	133.1	185.2	225.6	502.3	325.45
<i>Bilateral Deals</i>		2.3	52.9	130.3	475.7	257.55
<i>Direct Donations</i>		5.2	27.9	35.1	15.3	8.55
<i>COVAX</i>		114.3	87.6	37.1	9.2	15.49
<i>Other</i>		11.3	16.8	23.1	2.1	43.85
% of Population Fully Vaccinated as of Today		13.06	38.8	48.1	73.1	81.19
Percent of Delivered Vaccine Doses that were Administered		62.7	69.1	76.4	77.7	88.52
Current Rate of Daily Vaccination (per 100 people)		.22	.20	.23	.10	.15
COVAX AMC Allocation (Course, per 100 people)		22.8	27.4	7.3	0	.
Progress Towards 70% Full Vaccine Coverage						Goal met
Diagnostics						
Daily Testing Rate (per 1000 people)	> 1	.06	.65	1.30	50.02	.42
Test Positivity Rate (% , 7-day average)	< 5	3.59	8.47	7.90	22.4	4.3
Genomic Surveillance (Sequences Shared, % of Cases)	> 1-5	1.23	1.01	0.48	2.65	.2
Financing for Vaccines, Diagnostics, Treatments, PPE						
AVAT orders placed						.
World Bank financing for vaccines (USD mn.)						500
Date approved						Sep 30, 2021
Date effective						Oct 6, 2021
ADB financing for vaccines (USD mn.)						.
Global Fund COVID-19 Response Mechanism						
PCR diagnostic tests (USD mn.)						.
RDT diagnostic tests (USD mn.)						.
PPE (USD mn.)						.
Therapeutics – Oxygen (USD mn.)						.
Therapeutics – Others (USD mn.)						.
IMF-WB Joint Debt Sustainability Analysis						
Risk of External Debt Distress						.
Risk of Overall Debt Distress						.
Date of Publication						.

COVID-19 Health Tools	Targets	LIC	LMIC	UMIC	HIC	Armenia
Vaccines						
Secured Vaccines (Doses, % of Population)	> 140	133.1	185.2	225.6	502.3	119.49
<i>Bilateral Deals</i>		2.3	52.9	130.3	475.7	60.64
<i>Direct Donations</i>		5.2	27.9	35.1	15.3	43.24
<i>COVAX</i>		114.3	87.6	37.1	9.2	15.61
<i>Other</i>		11.3	16.8	23.1	2.1	0
% of Population Fully Vaccinated as of Today		13.06	38.8	48.1	73.1	32.31
Percent of Delivered Vaccine Doses that were Administered		62.7	69.1	76.4	77.7	78.82
Current Rate of Daily Vaccination (per 100 people)		.22	.20	.23	.10	.1
COVAX AMC Allocation (Course, per 100 people)		22.8	27.4	7.3	0	.
Progress Towards 70% Full Vaccine Coverage						Off track
Diagnostics						
Daily Testing Rate (per 1000 people)	> 1	.06	.65	1.30	50.02	.74
Test Positivity Rate (% , 7-day average)	< 5	3.59	8.47	7.90	22.4	.8
Genomic Surveillance (Sequences Shared, % of Cases)	> 1-5	1.23	1.01	0.48	2.65	.05
Financing for Vaccines, Diagnostics, Treatments, PPE						
AVAT orders placed						.
World Bank financing for vaccines (USD mn.)						.
Date approved						.
Date effective						.
ADB financing for vaccines (USD mn.)						.
Global Fund COVID-19 Response Mechanism						
PCR diagnostic tests (USD mn.)						.7
RDT diagnostic tests (USD mn.)						.1
PPE (USD mn.)						.4
Therapeutics – Oxygen (USD mn.)						.5
Therapeutics – Others (USD mn.)						2.6
IMF-WB Joint Debt Sustainability Analysis						
Risk of External Debt Distress						.
Risk of Overall Debt Distress						.
Date of Publication						.



COVID-19 Health Tools	Targets	LIC	LMIC	UMIC	HIC	Aruba
Vaccines						
Secured Vaccines (Doses, % of Population)	> 140	133.1	185.2	225.6	502.3	.
<i>Bilateral Deals</i>		2.3	52.9	130.3	475.7	.
<i>Direct Donations</i>		5.2	27.9	35.1	15.3	.
<i>COVAX</i>		114.3	87.6	37.1	9.2	.
<i>Other</i>		11.3	16.8	23.1	2.1	.
% of Population Fully Vaccinated as of Today		13.06	38.8	48.1	73.1	76.08
Percent of Delivered Vaccine Doses that were Administered		62.7	69.1	76.4	77.7	90.91
Current Rate of Daily Vaccination (per 100 people)		.22	.20	.23	.10	.05
COVAX AMC Allocation (Course, per 100 people)		22.8	27.4	7.3	0	.
Progress Towards 70% Full Vaccine Coverage						Goal met
Diagnostics						
Daily Testing Rate (per 1000 people)	> 1	.06	.65	1.30	50.02	.
Test Positivity Rate (%, 7-day average)	< 5	3.59	8.47	7.90	22.4	.
Genomic Surveillance (Sequences Shared, % of Cases)	> 1-5	1.23	1.01	0.48	2.65	9.29
Financing for Vaccines, Diagnostics, Treatments, PPE						
AVAT orders placed						.
World Bank financing for vaccines (USD mn.)						.
Date approved						.
Date effective						.
ADB financing for vaccines (USD mn.)						.
Global Fund COVID-19 Response Mechanism						
PCR diagnostic tests (USD mn.)						.
RDT diagnostic tests (USD mn.)						.
PPE (USD mn.)						.
Therapeutics – Oxygen (USD mn.)						.
Therapeutics – Others (USD mn.)						.
IMF-WB Joint Debt Sustainability Analysis						
Risk of External Debt Distress						.
Risk of Overall Debt Distress						.
Date of Publication						.

COVID-19 Health Tools	Targets	LIC	LMIC	UMIC	HIC	Australia
Vaccines						
Secured Vaccines (Doses, % of Population)	> 140	133.1	185.2	225.6	502.3	990.04
Bilateral Deals		2.3	52.9	130.3	475.7	988.05
Direct Donations		5.2	27.9	35.1	15.3	0
COVAX		114.3	87.6	37.1	9.2	1.99
Other		11.3	16.8	23.1	2.1	0
% of Population Fully Vaccinated as of Today		13.06	38.8	48.1	73.1	82.73
Percent of Delivered Vaccine Doses that were Administered		62.7	69.1	76.4	77.7	88.43
Current Rate of Daily Vaccination (per 100 people)		.22	.20	.23	.10	.2
COVAX AMC Allocation (Course, per 100 people)		22.8	27.4	7.3	0	.
Progress Towards 70% Full Vaccine Coverage						Goal met
Diagnostics						
Daily Testing Rate (per 1000 people)	> 1	.06	.65	1.30	50.02	4.35
Test Positivity Rate (% , 7-day average)	< 5	3.59	8.47	7.90	22.4	47.78
Genomic Surveillance (Sequences Shared, % of Cases)	> 1-5	1.23	1.01	0.48	2.65	1.9
Financing for Vaccines, Diagnostics, Treatments, PPE						
AVAT orders placed						.
World Bank financing for vaccines (USD mn.)						.
Date approved						.
Date effective						.
ADB financing for vaccines (USD mn.)						.
Global Fund COVID-19 Response Mechanism						
PCR diagnostic tests (USD mn.)						.
RDT diagnostic tests (USD mn.)						.
PPE (USD mn.)						.
Therapeutics – Oxygen (USD mn.)						.
Therapeutics – Others (USD mn.)						.
IMF-WB Joint Debt Sustainability Analysis						
Risk of External Debt Distress						.
Risk of Overall Debt Distress						.
Date of Publication						.

COVID-19 Health Tools	Targets	LIC	LMIC	UMIC	HIC	Austria
Vaccines						
Secured Vaccines (Doses, % of Population)	> 140	133.1	185.2	225.6	502.3	628.94
<i>Bilateral Deals</i>		2.3	52.9	130.3	475.7	628.94
<i>Direct Donations</i>		5.2	27.9	35.1	15.3	0
<i>COVAX</i>		114.3	87.6	37.1	9.2	0
<i>Other</i>		11.3	16.8	23.1	2.1	0
% of Population Fully Vaccinated as of Today		13.06	38.8	48.1	73.1	72.96
Percent of Delivered Vaccine Doses that were Administered		62.7	69.1	76.4	77.7	51.02
Current Rate of Daily Vaccination (per 100 people)		.22	.20	.23	.10	.03
COVAX AMC Allocation (Course, per 100 people)		22.8	27.4	7.3	0	.
Progress Towards 70% Full Vaccine Coverage						Goal met
Diagnostics						
Daily Testing Rate (per 1000 people)	> 1	.06	.65	1.30	50.02	39.59
Test Positivity Rate (% , 7-day average)	< 5	3.59	8.47	7.90	22.4	5.99
Genomic Surveillance (Sequences Shared, % of Cases)	> 1-5	1.23	1.01	0.48	2.65	2.34
Financing for Vaccines, Diagnostics, Treatments, PPE						
AVAT orders placed						.
World Bank financing for vaccines (USD mn.)						.
Date approved						.
Date effective						.
ADB financing for vaccines (USD mn.)						.
Global Fund COVID-19 Response Mechanism						
PCR diagnostic tests (USD mn.)						.
RDT diagnostic tests (USD mn.)						.
PPE (USD mn.)						.
Therapeutics – Oxygen (USD mn.)						.
Therapeutics – Others (USD mn.)						.
IMF-WB Joint Debt Sustainability Analysis						
Risk of External Debt Distress						.
Risk of Overall Debt Distress						.
Date of Publication						.

COVID-19 Health Tools	Targets	LIC	LMIC	UMIC	HIC	Azerbaijan
Vaccines						
Secured Vaccines (Doses, % of Population)	> 140	133.1	185.2	225.6	502.3	145.41
<i>Bilateral Deals</i>		2.3	52.9	130.3	475.7	124.16
<i>Direct Donations</i>		5.2	27.9	35.1	15.3	1.47
<i>COVAX</i>		114.3	87.6	37.1	9.2	19.78
<i>Other</i>		11.3	16.8	23.1	2.1	0
% of Population Fully Vaccinated as of Today		13.06	38.8	48.1	73.1	47.24
Percent of Delivered Vaccine Doses that were Administered		62.7	69.1	76.4	77.7	90.91
Current Rate of Daily Vaccination (per 100 people)		.22	.20	.23	.10	.11
COVAX AMC Allocation (Course, per 100 people)		22.8	27.4	7.3	0	.
Progress Towards 70% Full Vaccine Coverage						Off track
Diagnostics						
Daily Testing Rate (per 1000 people)	> 1	.06	.65	1.30	50.02	.41
Test Positivity Rate (% , 7-day average)	< 5	3.59	8.47	7.90	22.4	.98
Genomic Surveillance (Sequences Shared, % of Cases)	> 1-5	1.23	1.01	0.48	2.65	.02
Financing for Vaccines, Diagnostics, Treatments, PPE						
AVAT orders placed						.
World Bank financing for vaccines (USD mn.)						.
Date approved						.
Date effective						.
ADB financing for vaccines (USD mn.)						.
Global Fund COVID-19 Response Mechanism						
PCR diagnostic tests (USD mn.)						2.6
RDT diagnostic tests (USD mn.)						0
PPE (USD mn.)						.2
Therapeutics – Oxygen (USD mn.)						.1
Therapeutics – Others (USD mn.)						.6
IMF-WB Joint Debt Sustainability Analysis						
Risk of External Debt Distress						.
Risk of Overall Debt Distress						.
Date of Publication						.

COVID-19 Health Tools	Targets	LIC	LMIC	UMIC	HIC	Bahamas, The
Vaccines						
Secured Vaccines (Doses, % of Population)	> 140	133.1	185.2	225.6	502.3	163.82
Bilateral Deals		2.3	52.9	130.3	475.7	0
Direct Donations		5.2	27.9	35.1	15.3	113.9
COVAX		114.3	87.6	37.1	9.2	39.84
Other		11.3	16.8	23.1	2.1	10.08
% of Population Fully Vaccinated as of Today		13.06	38.8	48.1	73.1	39.46
Percent of Delivered Vaccine Doses that were Administered		62.7	69.1	76.4	77.7	61.57
Current Rate of Daily Vaccination (per 100 people)		.22	.20	.23	.10	.06
COVAX AMC Allocation (Course, per 100 people)		22.8	27.4	7.3	0	.
Progress Towards 70% Full Vaccine Coverage						Off track
Diagnostics						
Daily Testing Rate (per 1000 people)	> 1	.06	.65	1.30	50.02	.37
Test Positivity Rate (% , 7-day average)	< 5	3.59	8.47	7.90	22.4	2.22
Genomic Surveillance (Sequences Shared, % of Cases)	> 1-5	1.23	1.01	0.48	2.65	.
Financing for Vaccines, Diagnostics, Treatments, PPE						
AVAT orders placed						Yes
World Bank financing for vaccines (USD mn.)						.
Date approved						.
Date effective						.
ADB financing for vaccines (USD mn.)						.
Global Fund COVID-19 Response Mechanism						
PCR diagnostic tests (USD mn.)						.
RDT diagnostic tests (USD mn.)						.
PPE (USD mn.)						.
Therapeutics – Oxygen (USD mn.)						.
Therapeutics – Others (USD mn.)						.
IMF-WB Joint Debt Sustainability Analysis						
Risk of External Debt Distress						.
Risk of Overall Debt Distress						.
Date of Publication						.

COVID-19 Health Tools	Targets	LIC	LMIC	UMIC	HIC	Bahrain
Vaccines						
Secured Vaccines (Doses, % of Population)	> 140	133.1	185.2	225.6	502.3	215.57
<i>Bilateral Deals</i>		2.3	52.9	130.3	475.7	203.68
<i>Direct Donations</i>		5.2	27.9	35.1	15.3	5.72
<i>COVAX</i>		114.3	87.6	37.1	9.2	6.17
<i>Other</i>		11.3	16.8	23.1	2.1	0
% of Population Fully Vaccinated as of Today		13.06	38.8	48.1	73.1	69.62
Percent of Delivered Vaccine Doses that were Administered		62.7	69.1	76.4	77.7	90.91
Current Rate of Daily Vaccination (per 100 people)		.22	.20	.23	.10	.03
COVAX AMC Allocation (Course, per 100 people)		22.8	27.4	7.3	0	.
Progress Towards 70% Full Vaccine Coverage						Goal met
Diagnostics						
Daily Testing Rate (per 1000 people)	> 1	.06	.65	1.30	50.02	2.48
Test Positivity Rate (% , 7-day average)	< 5	3.59	8.47	7.90	22.4	13.36
Genomic Surveillance (Sequences Shared, % of Cases)	> 1-5	1.23	1.01	0.48	2.65	.41
Financing for Vaccines, Diagnostics, Treatments, PPE						
AVAT orders placed						.
World Bank financing for vaccines (USD mn.)						.
Date approved						.
Date effective						.
ADB financing for vaccines (USD mn.)						.
Global Fund COVID-19 Response Mechanism						
PCR diagnostic tests (USD mn.)						.
RDT diagnostic tests (USD mn.)						.
PPE (USD mn.)						.
Therapeutics – Oxygen (USD mn.)						.
Therapeutics – Others (USD mn.)						.
IMF-WB Joint Debt Sustainability Analysis						
Risk of External Debt Distress						.
Risk of Overall Debt Distress						.
Date of Publication						.



COVID-19 Health Tools	Targets	LIC	LMIC	UMIC	HIC	Bangladesh
Vaccines						
Secured Vaccines (Doses, % of Population)	> 140	133.1	185.2	225.6	502.3	323.31
<i>Bilateral Deals</i>		2.3	52.9	130.3	475.7	143.11
<i>Direct Donations</i>		5.2	27.9	35.1	15.3	18.64
<i>COVAX</i>		114.3	87.6	37.1	9.2	98.59
<i>Other</i>		11.3	16.8	23.1	2.1	62.98
% of Population Fully Vaccinated as of Today		13.06	38.8	48.1	73.1	68.9
Percent of Delivered Vaccine Doses that were Administered		62.7	69.1	76.4	77.7	47.06
Current Rate of Daily Vaccination (per 100 people)		.22	.20	.23	.10	1.34
COVAX AMC Allocation (Course, per 100 people)		22.8	27.4	7.3	0	27.02
Progress Towards 70% Full Vaccine Coverage						On track
Diagnostics						
Daily Testing Rate (per 1000 people)	> 1	.06	.65	1.30	50.02	.04
Test Positivity Rate (% , 7-day average)	< 5	3.59	8.47	7.90	22.4	3.37
Genomic Surveillance (Sequences Shared, % of Cases)	> 1-5	1.23	1.01	0.48	2.65	.28
Financing for Vaccines, Diagnostics, Treatments, PPE						
AVAT orders placed						.
World Bank financing for vaccines (USD mn.)						500
Date approved						Mar 18, 2021
Date effective						Apr 15, 2021
ADB financing for vaccines (USD mn.)						940
Global Fund COVID-19 Response Mechanism						
PCR diagnostic tests (USD mn.)						.6
RDT diagnostic tests (USD mn.)						0
PPE (USD mn.)						0
Therapeutics – Oxygen (USD mn.)						10.1
Therapeutics – Others (USD mn.)						0
IMF-WB Joint Debt Sustainability Analysis						
Risk of External Debt Distress						Low
Risk of Overall Debt Distress						Low
Date of Publication						May, 2020

COVID-19 Health Tools	Targets	LIC	LMIC	UMIC	HIC	Barbados
Vaccines						
Secured Vaccines (Doses, % of Population)	> 140	133.1	185.2	225.6	502.3	178.04
<i>Bilateral Deals</i>		2.3	52.9	130.3	475.7	10.43
<i>Direct Donations</i>		5.2	27.9	35.1	15.3	127.7
<i>COVAX</i>		114.3	87.6	37.1	9.2	39.92
<i>Other</i>		11.3	16.8	23.1	2.1	0
% of Population Fully Vaccinated as of Today		13.06	38.8	48.1	73.1	52.6
Percent of Delivered Vaccine Doses that were Administered		62.7	69.1	76.4	77.7	61.02
Current Rate of Daily Vaccination (per 100 people)		.22	.20	.23	.10	.02
COVAX AMC Allocation (Course, per 100 people)		22.8	27.4	7.3	0	.
Progress Towards 70% Full Vaccine Coverage						Off track
Diagnostics						
Daily Testing Rate (per 1000 people)	> 1	.06	.65	1.30	50.02	3.59
Test Positivity Rate (% , 7-day average)	< 5	3.59	8.47	7.90	22.4	21.79
Genomic Surveillance (Sequences Shared, % of Cases)	> 1-5	1.23	1.01	0.48	2.65	.19
Financing for Vaccines, Diagnostics, Treatments, PPE						
AVAT orders placed						.
World Bank financing for vaccines (USD mn.)						.
Date approved						.
Date effective						.
ADB financing for vaccines (USD mn.)						.
Global Fund COVID-19 Response Mechanism						
PCR diagnostic tests (USD mn.)						.
RDT diagnostic tests (USD mn.)						.
PPE (USD mn.)						.
Therapeutics – Oxygen (USD mn.)						.
Therapeutics – Others (USD mn.)						.
IMF-WB Joint Debt Sustainability Analysis						
Risk of External Debt Distress						.
Risk of Overall Debt Distress						.
Date of Publication						.

COVID-19 Health Tools	Targets	LIC	LMIC	UMIC	HIC	Belarus
Vaccines						
Secured Vaccines (Doses, % of Population)	> 140	133.1	185.2	225.6	502.3	134.93
<i>Bilateral Deals</i>		2.3	52.9	130.3	475.7	103.05
<i>Direct Donations</i>		5.2	27.9	35.1	15.3	31.88
<i>COVAX</i>		114.3	87.6	37.1	9.2	0
<i>Other</i>		11.3	16.8	23.1	2.1	0
% of Population Fully Vaccinated as of Today		13.06	38.8	48.1	73.1	57.25
Percent of Delivered Vaccine Doses that were Administered		62.7	69.1	76.4	77.7	90.91
Current Rate of Daily Vaccination (per 100 people)		.22	.20	.23	.10	.27
COVAX AMC Allocation (Course, per 100 people)		22.8	27.4	7.3	0	.
Progress Towards 70% Full Vaccine Coverage						On track
Diagnostics						
Daily Testing Rate (per 1000 people)	> 1	.06	.65	1.30	50.02	1.03
Test Positivity Rate (% , 7-day average)	< 5	3.59	8.47	7.90	22.4	7.92
Genomic Surveillance (Sequences Shared, % of Cases)	> 1-5	1.23	1.01	0.48	2.65	.05
Financing for Vaccines, Diagnostics, Treatments, PPE						
AVAT orders placed						.
World Bank financing for vaccines (USD mn.)						.
Date approved						.
Date effective						.
ADB financing for vaccines (USD mn.)						.
Global Fund COVID-19 Response Mechanism						
PCR diagnostic tests (USD mn.)						0
RDT diagnostic tests (USD mn.)						0
PPE (USD mn.)						0
Therapeutics – Oxygen (USD mn.)						0
Therapeutics – Others (USD mn.)						0
IMF-WB Joint Debt Sustainability Analysis						
Risk of External Debt Distress						.
Risk of Overall Debt Distress						.
Date of Publication						.

COVID-19 Health Tools	Targets	LIC	LMIC	UMIC	HIC	Belgium
Vaccines						
Secured Vaccines (Doses, % of Population)	> 140	133.1	185.2	225.6	502.3	628.94
Bilateral Deals		2.3	52.9	130.3	475.7	628.94
Direct Donations		5.2	27.9	35.1	15.3	0
COVAX		114.3	87.6	37.1	9.2	0
Other		11.3	16.8	23.1	2.1	0
% of Population Fully Vaccinated as of Today		13.06	38.8	48.1	73.1	78.51
Percent of Delivered Vaccine Doses that were Administered		62.7	69.1	76.4	77.7	94.51
Current Rate of Daily Vaccination (per 100 people)		.22	.20	.23	.10	.04
COVAX AMC Allocation (Course, per 100 people)		22.8	27.4	7.3	0	.
Progress Towards 70% Full Vaccine Coverage						Goal met
Diagnostics						
Daily Testing Rate (per 1000 people)	> 1	.06	.65	1.30	50.02	3.08
Test Positivity Rate (% , 7-day average)	< 5	3.59	8.47	7.90	22.4	30.8
Genomic Surveillance (Sequences Shared, % of Cases)	> 1-5	1.23	1.01	0.48	2.65	2.64
Financing for Vaccines, Diagnostics, Treatments, PPE						
AVAT orders placed						.
World Bank financing for vaccines (USD mn.)						.
Date approved						.
Date effective						.
ADB financing for vaccines (USD mn.)						.
Global Fund COVID-19 Response Mechanism						
PCR diagnostic tests (USD mn.)						.
RDT diagnostic tests (USD mn.)						.
PPE (USD mn.)						.
Therapeutics – Oxygen (USD mn.)						.
Therapeutics – Others (USD mn.)						.
IMF-WB Joint Debt Sustainability Analysis						
Risk of External Debt Distress						.
Risk of Overall Debt Distress						.
Date of Publication						.

COVID-19 Health Tools	Targets	LIC	LMIC	UMIC	HIC	Belize
Vaccines						
Secured Vaccines (Doses, % of Population)	> 140	133.1	185.2	225.6	502.3	241
<i>Bilateral Deals</i>		2.3	52.9	130.3	475.7	0
<i>Direct Donations</i>		5.2	27.9	35.1	15.3	153.9
<i>COVAX</i>		114.3	87.6	37.1	9.2	50.01
<i>Other</i>		11.3	16.8	23.1	2.1	37.09
% of Population Fully Vaccinated as of Today		13.06	38.8	48.1	73.1	51.76
Percent of Delivered Vaccine Doses that were Administered		62.7	69.1	76.4	77.7	57.56
Current Rate of Daily Vaccination (per 100 people)		.22	.20	.23	.10	.06
COVAX AMC Allocation (Course, per 100 people)		22.8	27.4	7.3	0	.
Progress Towards 70% Full Vaccine Coverage						Off track
Diagnostics						
Daily Testing Rate (per 1000 people)	> 1	.06	.65	1.30	50.02	1.49
Test Positivity Rate (% , 7-day average)	< 5	3.59	8.47	7.90	22.4	1.84
Genomic Surveillance (Sequences Shared, % of Cases)	> 1-5	1.23	1.01	0.48	2.65	1.2
Financing for Vaccines, Diagnostics, Treatments, PPE						
AVAT orders placed						Yes
World Bank financing for vaccines (USD mn.)						.
Date approved						.
Date effective						.
ADB financing for vaccines (USD mn.)						.
Global Fund COVID-19 Response Mechanism						
PCR diagnostic tests (USD mn.)						0
RDT diagnostic tests (USD mn.)						0
PPE (USD mn.)						0
Therapeutics – Oxygen (USD mn.)						0
Therapeutics – Others (USD mn.)						0
IMF-WB Joint Debt Sustainability Analysis						
Risk of External Debt Distress						.
Risk of Overall Debt Distress						.
Date of Publication						.

COVID-19 Health Tools	Targets	LIC	LMIC	UMIC	HIC	Benin
Vaccines						
Secured Vaccines (Doses, % of Population)	> 140	133.1	185.2	225.6	502.3	84.44
<i>Bilateral Deals</i>		2.3	52.9	130.3	475.7	.83
<i>Direct Donations</i>		5.2	27.9	35.1	15.3	.8
<i>COVAX</i>		114.3	87.6	37.1	9.2	80
<i>Other</i>		11.3	16.8	23.1	2.1	2.81
% of Population Fully Vaccinated as of Today		13.06	38.8	48.1	73.1	19.52
Percent of Delivered Vaccine Doses that were Administered		62.7	69.1	76.4	77.7	84.96
Current Rate of Daily Vaccination (per 100 people)		.22	.20	.23	.10	.16
COVAX AMC Allocation (Course, per 100 people)		22.8	27.4	7.3	0	19.42
Progress Towards 70% Full Vaccine Coverage						Off track
Diagnostics						
Daily Testing Rate (per 1000 people)	> 1	.06	.65	1.30	50.02	.08
Test Positivity Rate (% , 7-day average)	< 5	3.59	8.47	7.90	22.4	.
Genomic Surveillance (Sequences Shared, % of Cases)	> 1-5	1.23	1.01	0.48	2.65	3.24
Financing for Vaccines, Diagnostics, Treatments, PPE						
AVAT orders placed						Yes
World Bank financing for vaccines (USD mn.)						30
Date approved						Jun 28, 2021
Date effective						Aug 3, 2021
ADB financing for vaccines (USD mn.)						.
Global Fund COVID-19 Response Mechanism						
PCR diagnostic tests (USD mn.)						2.8
RDT diagnostic tests (USD mn.)						2.3
PPE (USD mn.)						.6
Therapeutics – Oxygen (USD mn.)						2.2
Therapeutics – Others (USD mn.)						0
IMF-WB Joint Debt Sustainability Analysis						
Risk of External Debt Distress						Moderate
Risk of Overall Debt Distress						Moderate
Date of Publication						Dec, 2020



COVID-19 Health Tools	Targets	LIC	LMIC	UMIC	HIC	Bermuda
Vaccines						
Secured Vaccines (Doses, % of Population)	> 140	133.1	185.2	225.6	502.3	.
<i>Bilateral Deals</i>		2.3	52.9	130.3	475.7	.
<i>Direct Donations</i>		5.2	27.9	35.1	15.3	.
<i>COVAX</i>		114.3	87.6	37.1	9.2	.
<i>Other</i>		11.3	16.8	23.1	2.1	.
% of Population Fully Vaccinated as of Today		13.06	38.8	48.1	73.1	75.72
Percent of Delivered Vaccine Doses that were Administered		62.7	69.1	76.4	77.7	90.91
Current Rate of Daily Vaccination (per 100 people)		.22	.20	.23	.10	.21
COVAX AMC Allocation (Course, per 100 people)		22.8	27.4	7.3	0	.
Progress Towards 70% Full Vaccine Coverage						Goal met
Diagnostics						
Daily Testing Rate (per 1000 people)	> 1	.06	.65	1.30	50.02	20.94
Test Positivity Rate (% , 7-day average)	< 5	3.59	8.47	7.90	22.4	.
Genomic Surveillance (Sequences Shared, % of Cases)	> 1-5	1.23	1.01	0.48	2.65	1.02
Financing for Vaccines, Diagnostics, Treatments, PPE						
AVAT orders placed						.
World Bank financing for vaccines (USD mn.)						.
Date approved						.
Date effective						.
ADB financing for vaccines (USD mn.)						.
Global Fund COVID-19 Response Mechanism						
PCR diagnostic tests (USD mn.)						.
RDT diagnostic tests (USD mn.)						.
PPE (USD mn.)						.
Therapeutics – Oxygen (USD mn.)						.
Therapeutics – Others (USD mn.)						.
IMF-WB Joint Debt Sustainability Analysis						
Risk of External Debt Distress						.
Risk of Overall Debt Distress						.
Date of Publication						.

COVID-19 Health Tools	Targets	LIC	LMIC	UMIC	HIC	Bhutan
Vaccines						
Secured Vaccines (Doses, % of Population)	> 140	133.1	185.2	225.6	502.3	265.18
<i>Bilateral Deals</i>		2.3	52.9	130.3	475.7	52.79
<i>Direct Donations</i>		5.2	27.9	35.1	15.3	132.39
<i>COVAX</i>		114.3	87.6	37.1	9.2	80
<i>Other</i>		11.3	16.8	23.1	2.1	0
% of Population Fully Vaccinated as of Today		13.06	38.8	48.1	73.1	74.69
Percent of Delivered Vaccine Doses that were Administered		62.7	69.1	76.4	77.7	87.24
Current Rate of Daily Vaccination (per 100 people)		.22	.20	.23	.10	.14
COVAX AMC Allocation (Course, per 100 people)		22.8	27.4	7.3	0	32.44
Progress Towards 70% Full Vaccine Coverage						Goal met
Diagnostics						
Daily Testing Rate (per 1000 people)	> 1	.06	.65	1.30	50.02	12.21
Test Positivity Rate (% , 7-day average)	< 5	3.59	8.47	7.90	22.4	.
Genomic Surveillance (Sequences Shared, % of Cases)	> 1-5	1.23	1.01	0.48	2.65	.
Financing for Vaccines, Diagnostics, Treatments, PPE						
AVAT orders placed						.
World Bank financing for vaccines (USD mn.)						.
Date approved						.
Date effective						.
ADB financing for vaccines (USD mn.)						.
Global Fund COVID-19 Response Mechanism						
PCR diagnostic tests (USD mn.)						1.3
RDT diagnostic tests (USD mn.)						.2
PPE (USD mn.)						.1
Therapeutics – Oxygen (USD mn.)						0
Therapeutics – Others (USD mn.)						0
IMF-WB Joint Debt Sustainability Analysis						
Risk of External Debt Distress						Moderate
Risk of Overall Debt Distress						...
Date of Publication						Oct, 2018

COVID-19 Health Tools	Targets	LIC	LMIC	UMIC	HIC	Bolivia
Vaccines						
Secured Vaccines (Doses, % of Population)	> 140	133.1	185.2	225.6	502.3	245.24
<i>Bilateral Deals</i>		2.3	52.9	130.3	475.7	98.88
<i>Direct Donations</i>		5.2	27.9	35.1	15.3	30.85
<i>COVAX</i>		114.3	87.6	37.1	9.2	115.51
<i>Other</i>		11.3	16.8	23.1	2.1	0
% of Population Fully Vaccinated as of Today		13.06	38.8	48.1	73.1	49.1
Percent of Delivered Vaccine Doses that were Administered		62.7	69.1	76.4	77.7	57.58
Current Rate of Daily Vaccination (per 100 people)		.22	.20	.23	.10	.11
COVAX AMC Allocation (Course, per 100 people)		22.8	27.4	7.3	0	38.26
Progress Towards 70% Full Vaccine Coverage						Off track
Diagnostics						
Daily Testing Rate (per 1000 people)	> 1	.06	.65	1.30	50.02	.38
Test Positivity Rate (% , 7-day average)	< 5	3.59	8.47	7.90	22.4	4.4
Genomic Surveillance (Sequences Shared, % of Cases)	> 1-5	1.23	1.01	0.48	2.65	.03
Financing for Vaccines, Diagnostics, Treatments, PPE						
AVAT orders placed						.
World Bank financing for vaccines (USD mn.)						.
Date approved						.
Date effective						.
ADB financing for vaccines (USD mn.)						.
Global Fund COVID-19 Response Mechanism						
PCR diagnostic tests (USD mn.)						.9
RDT diagnostic tests (USD mn.)						1.3
PPE (USD mn.)						0
Therapeutics – Oxygen (USD mn.)						.8
Therapeutics – Others (USD mn.)						0
IMF-WB Joint Debt Sustainability Analysis						
Risk of External Debt Distress						.
Risk of Overall Debt Distress						.
Date of Publication						.

COVID-19 Health Tools	Targets	LIC	LMIC	UMIC	HIC	Bosnia and Herzegovina
Vaccines						
Secured Vaccines (Doses, % of Population)	> 140	133.1	185.2	225.6	502.3	124.23
<i>Bilateral Deals</i>		2.3	52.9	130.3	475.7	27.58
<i>Direct Donations</i>		5.2	27.9	35.1	15.3	86.46
<i>COVAX</i>		114.3	87.6	37.1	9.2	10.19
<i>Other</i>		11.3	16.8	23.1	2.1	0
% of Population Fully Vaccinated as of Today		13.06	38.8	48.1	73.1	25.93
Percent of Delivered Vaccine Doses that were Administered		62.7	69.1	76.4	77.7	69.21
Current Rate of Daily Vaccination (per 100 people)		.22	.20	.23	.10	.13
COVAX AMC Allocation (Course, per 100 people)		22.8	27.4	7.3	0	.
Progress Towards 70% Full Vaccine Coverage						On track
Diagnostics						
Daily Testing Rate (per 1000 people)	> 1	.06	.65	1.30	50.02	.19
Test Positivity Rate (% , 7-day average)	< 5	3.59	8.47	7.90	22.4	.
Genomic Surveillance (Sequences Shared, % of Cases)	> 1-5	1.23	1.01	0.48	2.65	.38
Financing for Vaccines, Diagnostics, Treatments, PPE						
AVAT orders placed						.
World Bank financing for vaccines (USD mn.)						.
Date approved						.
Date effective						.
ADB financing for vaccines (USD mn.)						.
Global Fund COVID-19 Response Mechanism						
PCR diagnostic tests (USD mn.)						.
RDT diagnostic tests (USD mn.)						.
PPE (USD mn.)						.
Therapeutics – Oxygen (USD mn.)						.
Therapeutics – Others (USD mn.)						.
IMF-WB Joint Debt Sustainability Analysis						
Risk of External Debt Distress						.
Risk of Overall Debt Distress						.
Date of Publication						.

COVID-19 Health Tools	Targets	LIC	LMIC	UMIC	HIC	Botswana
Vaccines						
Secured Vaccines (Doses, % of Population)	> 140	133.1	185.2	225.6	502.3	241.5
Bilateral Deals		2.3	52.9	130.3	475.7	37.54
Direct Donations		5.2	27.9	35.1	15.3	95.13
COVAX		114.3	87.6	37.1	9.2	60.75
Other		11.3	16.8	23.1	2.1	48.08
% of Population Fully Vaccinated as of Today		13.06	38.8	48.1	73.1	53.92
Percent of Delivered Vaccine Doses that were Administered		62.7	69.1	76.4	77.7	88.19
Current Rate of Daily Vaccination (per 100 people)		.22	.20	.23	.10	3.89
COVAX AMC Allocation (Course, per 100 people)		22.8	27.4	7.3	0	.
Progress Towards 70% Full Vaccine Coverage						Off track
Diagnostics						
Daily Testing Rate (per 1000 people)	> 1	.06	.65	1.30	50.02	.9
Test Positivity Rate (% , 7-day average)	< 5	3.59	8.47	7.90	22.4	0
Genomic Surveillance (Sequences Shared, % of Cases)	> 1-5	1.23	1.01	0.48	2.65	1.29
Financing for Vaccines, Diagnostics, Treatments, PPE						
AVAT orders placed						Yes
World Bank financing for vaccines (USD mn.)						.
Date approved						.
Date effective						.
ADB financing for vaccines (USD mn.)						.
Global Fund COVID-19 Response Mechanism						
PCR diagnostic tests (USD mn.)						0
RDT diagnostic tests (USD mn.)						0
PPE (USD mn.)						0
Therapeutics – Oxygen (USD mn.)						0
Therapeutics – Others (USD mn.)						0
IMF-WB Joint Debt Sustainability Analysis						
Risk of External Debt Distress						.
Risk of Overall Debt Distress						.
Date of Publication						.

COVID-19 Health Tools	Targets	LIC	LMIC	UMIC	HIC	Brazil
Vaccines						
Secured Vaccines (Doses, % of Population)	> 140	133.1	185.2	225.6	502.3	279.29
<i>Bilateral Deals</i>		2.3	52.9	130.3	475.7	208.88
<i>Direct Donations</i>		5.2	27.9	35.1	15.3	2.44
<i>COVAX</i>		114.3	87.6	37.1	9.2	7.12
<i>Other</i>		11.3	16.8	23.1	2.1	60.84
% of Population Fully Vaccinated as of Today		13.06	38.8	48.1	73.1	75.46
Percent of Delivered Vaccine Doses that were Administered		62.7	69.1	76.4	77.7	80.39
Current Rate of Daily Vaccination (per 100 people)		.22	.20	.23	.10	.33
COVAX AMC Allocation (Course, per 100 people)		22.8	27.4	7.3	0	.
Progress Towards 70% Full Vaccine Coverage						Goal met
Diagnostics						
Daily Testing Rate (per 1000 people)	> 1	.06	.65	1.30	50.02	.57
Test Positivity Rate (% , 7-day average)	< 5	3.59	8.47	7.90	22.4	.
Genomic Surveillance (Sequences Shared, % of Cases)	> 1-5	1.23	1.01	0.48	2.65	.43
Financing for Vaccines, Diagnostics, Treatments, PPE						
AVAT orders placed						.
World Bank financing for vaccines (USD mn.)						.
Date approved						.
Date effective						.
ADB financing for vaccines (USD mn.)						.
Global Fund COVID-19 Response Mechanism						
PCR diagnostic tests (USD mn.)						.
RDT diagnostic tests (USD mn.)						.
PPE (USD mn.)						.
Therapeutics – Oxygen (USD mn.)						.
Therapeutics – Others (USD mn.)						.
IMF-WB Joint Debt Sustainability Analysis						
Risk of External Debt Distress						.
Risk of Overall Debt Distress						.
Date of Publication						.



COVID-19 Health Tools	Targets	LIC	LMIC	UMIC	HIC	Brunei Darussalam
Vaccines						
Secured Vaccines (Doses, % of Population)	> 140	133.1	185.2	225.6	502.3	268.69
Bilateral Deals		2.3	52.9	130.3	475.7	166.14
Direct Donations		5.2	27.9	35.1	15.3	79.72
COVAX		114.3	87.6	37.1	9.2	22.83
Other		11.3	16.8	23.1	2.1	0
% of Population Fully Vaccinated as of Today		13.06	38.8	48.1	73.1	91.79
Percent of Delivered Vaccine Doses that were Administered		62.7	69.1	76.4	77.7	90.91
Current Rate of Daily Vaccination (per 100 people)		.22	.20	.23	.10	.16
COVAX AMC Allocation (Course, per 100 people)		22.8	27.4	7.3	0	.
Progress Towards 70% Full Vaccine Coverage						Goal met
Diagnostics						
Daily Testing Rate (per 1000 people)	> 1	.06	.65	1.30	50.02	6.95
Test Positivity Rate (% , 7-day average)	< 5	3.59	8.47	7.90	22.4	.
Genomic Surveillance (Sequences Shared, % of Cases)	> 1-5	1.23	1.01	0.48	2.65	1.29
Financing for Vaccines, Diagnostics, Treatments, PPE						
AVAT orders placed						.
World Bank financing for vaccines (USD mn.)						.
Date approved						.
Date effective						.
ADB financing for vaccines (USD mn.)						.
Global Fund COVID-19 Response Mechanism						
PCR diagnostic tests (USD mn.)						.
RDT diagnostic tests (USD mn.)						.
PPE (USD mn.)						.
Therapeutics – Oxygen (USD mn.)						.
Therapeutics – Others (USD mn.)						.
IMF-WB Joint Debt Sustainability Analysis						
Risk of External Debt Distress						.
Risk of Overall Debt Distress						.
Date of Publication						.

COVID-19 Health Tools	Targets	LIC	LMIC	UMIC	HIC	Bulgaria
Vaccines						
Secured Vaccines (Doses, % of Population)	> 140	133.1	185.2	225.6	502.3	628.94
<i>Bilateral Deals</i>		2.3	52.9	130.3	475.7	628.94
<i>Direct Donations</i>		5.2	27.9	35.1	15.3	0
<i>COVAX</i>		114.3	87.6	37.1	9.2	0
<i>Other</i>		11.3	16.8	23.1	2.1	0
% of Population Fully Vaccinated as of Today		13.06	38.8	48.1	73.1	29.75
Percent of Delivered Vaccine Doses that were Administered		62.7	69.1	76.4	77.7	46.56
Current Rate of Daily Vaccination (per 100 people)		.22	.20	.23	.10	.02
COVAX AMC Allocation (Course, per 100 people)		22.8	27.4	7.3	0	.
Progress Towards 70% Full Vaccine Coverage						Off track
Diagnostics						
Daily Testing Rate (per 1000 people)	> 1	.06	.65	1.30	50.02	1.5
Test Positivity Rate (% , 7-day average)	< 5	3.59	8.47	7.90	22.4	9.29
Genomic Surveillance (Sequences Shared, % of Cases)	> 1-5	1.23	1.01	0.48	2.65	1.38
Financing for Vaccines, Diagnostics, Treatments, PPE						
AVAT orders placed						.
World Bank financing for vaccines (USD mn.)						.
Date approved						.
Date effective						.
ADB financing for vaccines (USD mn.)						.
Global Fund COVID-19 Response Mechanism						
PCR diagnostic tests (USD mn.)						.
RDT diagnostic tests (USD mn.)						.
PPE (USD mn.)						.
Therapeutics – Oxygen (USD mn.)						.
Therapeutics – Others (USD mn.)						.
IMF-WB Joint Debt Sustainability Analysis						
Risk of External Debt Distress						.
Risk of Overall Debt Distress						.
Date of Publication						.

COVID-19 Health Tools	Targets	LIC	LMIC	UMIC	HIC	Burkina Faso
Vaccines						
Secured Vaccines (Doses, % of Population)	> 140	133.1	185.2	225.6	502.3	123.72
Bilateral Deals		2.3	52.9	130.3	475.7	0
Direct Donations		5.2	27.9	35.1	15.3	3.72
COVAX		114.3	87.6	37.1	9.2	120
Other		11.3	16.8	23.1	2.1	0
% of Population Fully Vaccinated as of Today		13.06	38.8	48.1	73.1	5.53
Percent of Delivered Vaccine Doses that were Administered		62.7	69.1	76.4	77.7	53.15
Current Rate of Daily Vaccination (per 100 people)		.22	.20	.23	.10	.38
COVAX AMC Allocation (Course, per 100 people)		22.8	27.4	7.3	0	20.08
Progress Towards 70% Full Vaccine Coverage						Off track
Diagnostics						
Daily Testing Rate (per 1000 people)	> 1	.06	.65	1.30	50.02	.02
Test Positivity Rate (% , 7-day average)	< 5	3.59	8.47	7.90	22.4	0
Genomic Surveillance (Sequences Shared, % of Cases)	> 1-5	1.23	1.01	0.48	2.65	2.95
Financing for Vaccines, Diagnostics, Treatments, PPE						
AVAT orders placed						No
World Bank financing for vaccines (USD mn.)						.
Date approved						.
Date effective						.
ADB financing for vaccines (USD mn.)						.
Global Fund COVID-19 Response Mechanism						
PCR diagnostic tests (USD mn.)						0
RDT diagnostic tests (USD mn.)						0
PPE (USD mn.)						0
Therapeutics – Oxygen (USD mn.)						0
Therapeutics – Others (USD mn.)						0
IMF-WB Joint Debt Sustainability Analysis						
Risk of External Debt Distress						Moderate
Risk of Overall Debt Distress						Moderate
Date of Publication						Nov, 2020

COVID-19 Health Tools	Targets	LIC	LMIC	UMIC	HIC	Burundi
Vaccines						
Secured Vaccines (Doses, % of Population)	> 140	133.1	185.2	225.6	502.3	124.08
<i>Bilateral Deals</i>		2.3	52.9	130.3	475.7	0
<i>Direct Donations</i>		5.2	27.9	35.1	15.3	4.08
<i>COVAX</i>		114.3	87.6	37.1	9.2	120
<i>Other</i>		11.3	16.8	23.1	2.1	0
% of Population Fully Vaccinated as of Today		13.06	38.8	48.1	73.1	.08
Percent of Delivered Vaccine Doses that were Administered		62.7	69.1	76.4	77.7	2.6
Current Rate of Daily Vaccination (per 100 people)		.22	.20	.23	.10	0
COVAX AMC Allocation (Course, per 100 people)		22.8	27.4	7.3	0	.
Progress Towards 70% Full Vaccine Coverage						Off track
Diagnostics						
Daily Testing Rate (per 1000 people)	> 1	.06	.65	1.30	50.02	.16
Test Positivity Rate (% , 7-day average)	< 5	3.59	8.47	7.90	22.4	.69
Genomic Surveillance (Sequences Shared, % of Cases)	> 1-5	1.23	1.01	0.48	2.65	.16
Financing for Vaccines, Diagnostics, Treatments, PPE						
AVAT orders placed						No
World Bank financing for vaccines (USD mn.)						.
Date approved						.
Date effective						.
ADB financing for vaccines (USD mn.)						.
Global Fund COVID-19 Response Mechanism						
PCR diagnostic tests (USD mn.)						4.9
RDT diagnostic tests (USD mn.)						5.3
PPE (USD mn.)						7
Therapeutics – Oxygen (USD mn.)						1.5
Therapeutics – Others (USD mn.)						.9
IMF-WB Joint Debt Sustainability Analysis						
Risk of External Debt Distress						High
Risk of Overall Debt Distress						...
Date of Publication						Mar, 2015



COVID-19 Health Tools	Targets	LIC	LMIC	UMIC	HIC	Cabo Verde
Vaccines						
Secured Vaccines (Doses, % of Population)	> 140	133.1	185.2	225.6	502.3	191.04
Bilateral Deals		2.3	52.9	130.3	475.7	0
Direct Donations		5.2	27.9	35.1	15.3	99.69
COVAX		114.3	87.6	37.1	9.2	91.35
Other		11.3	16.8	23.1	2.1	0
% of Population Fully Vaccinated as of Today		13.06	38.8	48.1	73.1	54.6
Percent of Delivered Vaccine Doses that were Administered		62.7	69.1	76.4	77.7	77.02
Current Rate of Daily Vaccination (per 100 people)		.22	.20	.23	.10	.09
COVAX AMC Allocation (Course, per 100 people)		22.8	27.4	7.3	0	32.2
Progress Towards 70% Full Vaccine Coverage						Off track
Diagnostics						
Daily Testing Rate (per 1000 people)	> 1	.06	.65	1.30	50.02	.53
Test Positivity Rate (% , 7-day average)	< 5	3.59	8.47	7.90	22.4	.
Genomic Surveillance (Sequences Shared, % of Cases)	> 1-5	1.23	1.01	0.48	2.65	.73
Financing for Vaccines, Diagnostics, Treatments, PPE						
AVAT orders placed						No
World Bank financing for vaccines (USD mn.)					10	5
Date approved					Jun 29, 2021	Feb 11, 2021
Date effective					Jul 23, 2021	Feb 16, 2021
ADB financing for vaccines (USD mn.)						.
Global Fund COVID-19 Response Mechanism						
PCR diagnostic tests (USD mn.)						1.1
RDT diagnostic tests (USD mn.)						0
PPE (USD mn.)						0
Therapeutics – Oxygen (USD mn.)						.3
Therapeutics – Others (USD mn.)						.3
IMF-WB Joint Debt Sustainability Analysis						
Risk of External Debt Distress						High
Risk of Overall Debt Distress						High
Date of Publication						Oct, 2020

COVID-19 Health Tools	Targets	LIC	LMIC	UMIC	HIC	Cambodia
Vaccines						
Secured Vaccines (Doses, % of Population)	> 140	133.1	185.2	225.6	502.3	305.29
Bilateral Deals		2.3	52.9	130.3	475.7	133.42
Direct Donations		5.2	27.9	35.1	15.3	91.87
COVAX		114.3	87.6	37.1	9.2	80
Other		11.3	16.8	23.1	2.1	0
% of Population Fully Vaccinated as of Today		13.06	38.8	48.1	73.1	82.86
Percent of Delivered Vaccine Doses that were Administered		62.7	69.1	76.4	77.7	90.91
Current Rate of Daily Vaccination (per 100 people)		.22	.20	.23	.10	.21
COVAX AMC Allocation (Course, per 100 people)		22.8	27.4	7.3	0	14.7
Progress Towards 70% Full Vaccine Coverage						Goal met
Diagnostics						
Daily Testing Rate (per 1000 people)	> 1	.06	.65	1.30	50.02	.06
Test Positivity Rate (% , 7-day average)	< 5	3.59	8.47	7.90	22.4	3.76
Genomic Surveillance (Sequences Shared, % of Cases)	> 1-5	1.23	1.01	0.48	2.65	2.12
Financing for Vaccines, Diagnostics, Treatments, PPE						
AVAT orders placed						.
World Bank financing for vaccines (USD mn.)						3.5
Date approved						Jun 25, 2021
Date effective						Jul 30, 2021
ADB financing for vaccines (USD mn.)						.
Global Fund COVID-19 Response Mechanism						
PCR diagnostic tests (USD mn.)						8.2
RDT diagnostic tests (USD mn.)						.4
PPE (USD mn.)						4.1
Therapeutics – Oxygen (USD mn.)						6.2
Therapeutics – Others (USD mn.)						1.1
IMF-WB Joint Debt Sustainability Analysis						
Risk of External Debt Distress						Low
Risk of Overall Debt Distress						Low
Date of Publication						Dec, 2019

COVID-19 Health Tools	Targets	LIC	LMIC	UMIC	HIC	Cameroon
Vaccines						
Secured Vaccines (Doses, % of Population)	> 140	133.1	185.2	225.6	502.3	120.33
Bilateral Deals		2.3	52.9	130.3	475.7	0
Direct Donations		5.2	27.9	35.1	15.3	.73
COVAX		114.3	87.6	37.1	9.2	100
Other		11.3	16.8	23.1	2.1	19.59
% of Population Fully Vaccinated as of Today		13.06	38.8	48.1	73.1	3.85
Percent of Delivered Vaccine Doses that were Administered		62.7	69.1	76.4	77.7	46.62
Current Rate of Daily Vaccination (per 100 people)		.22	.20	.23	.10	.09
COVAX AMC Allocation (Course, per 100 people)		22.8	27.4	7.3	0	3.98
Progress Towards 70% Full Vaccine Coverage						Off track
Diagnostics						
Daily Testing Rate (per 1000 people)	> 1	.06	.65	1.30	50.02	.04
Test Positivity Rate (% , 7-day average)	< 5	3.59	8.47	7.90	22.4	1.33
Genomic Surveillance (Sequences Shared, % of Cases)	> 1-5	1.23	1.01	0.48	2.65	.6
Financing for Vaccines, Diagnostics, Treatments, PPE						
AVAT orders placed						Yes
World Bank financing for vaccines (USD mn.)						.
Date approved						.
Date effective						.
ADB financing for vaccines (USD mn.)						.
Global Fund COVID-19 Response Mechanism						
PCR diagnostic tests (USD mn.)						.
RDT diagnostic tests (USD mn.)						.
PPE (USD mn.)						.
Therapeutics – Oxygen (USD mn.)						.
Therapeutics – Others (USD mn.)						.
IMF-WB Joint Debt Sustainability Analysis						
Risk of External Debt Distress						High
Risk of Overall Debt Distress						High
Date of Publication						Jul, 2021

COVID-19 Health Tools	Targets	LIC	LMIC	UMIC	HIC	Canada
Vaccines						
Secured Vaccines (Doses, % of Population)	> 140	133.1	185.2	225.6	502.3	835.96
Bilateral Deals		2.3	52.9	130.3	475.7	827.21
Direct Donations		5.2	27.9	35.1	15.3	2.63
COVAX		114.3	87.6	37.1	9.2	6.13
Other		11.3	16.8	23.1	2.1	0
% of Population Fully Vaccinated as of Today		13.06	38.8	48.1	73.1	81.97
Percent of Delivered Vaccine Doses that were Administered		62.7	69.1	76.4	77.7	80.61
Current Rate of Daily Vaccination (per 100 people)		.22	.20	.23	.10	.08
COVAX AMC Allocation (Course, per 100 people)		22.8	27.4	7.3	0	.
Progress Towards 70% Full Vaccine Coverage						Goal met
Diagnostics						
Daily Testing Rate (per 1000 people)	> 1	.06	.65	1.30	50.02	.9
Test Positivity Rate (%, 7-day average)	< 5	3.59	8.47	7.90	22.4	19.16
Genomic Surveillance (Sequences Shared, % of Cases)	> 1-5	1.23	1.01	0.48	2.65	7.75
Financing for Vaccines, Diagnostics, Treatments, PPE						
AVAT orders placed						.
World Bank financing for vaccines (USD mn.)						.
Date approved						.
Date effective						.
ADB financing for vaccines (USD mn.)						.
Global Fund COVID-19 Response Mechanism						
PCR diagnostic tests (USD mn.)						.
RDT diagnostic tests (USD mn.)						.
PPE (USD mn.)						.
Therapeutics – Oxygen (USD mn.)						.
Therapeutics – Others (USD mn.)						.
IMF-WB Joint Debt Sustainability Analysis						
Risk of External Debt Distress						.
Risk of Overall Debt Distress						.
Date of Publication						.



COVID-19 Health Tools	Targets	LIC	LMIC	UMIC	HIC	Cayman Islands
Vaccines						
Secured Vaccines (Doses, % of Population)	> 140	133.1	185.2	225.6	502.3	.
<i>Bilateral Deals</i>		2.3	52.9	130.3	475.7	.
<i>Direct Donations</i>		5.2	27.9	35.1	15.3	.
<i>COVAX</i>		114.3	87.6	37.1	9.2	.
<i>Other</i>		11.3	16.8	23.1	2.1	.
% of Population Fully Vaccinated as of Today		13.06	38.8	48.1	73.1	87.91
Percent of Delivered Vaccine Doses that were Administered		62.7	69.1	76.4	77.7	90.91
Current Rate of Daily Vaccination (per 100 people)		.22	.20	.23	.10	.07
COVAX AMC Allocation (Course, per 100 people)		22.8	27.4	7.3	0	.
Progress Towards 70% Full Vaccine Coverage						Goal met
Diagnostics						
Daily Testing Rate (per 1000 people)	> 1	.06	.65	1.30	50.02	.
Test Positivity Rate (% , 7-day average)	< 5	3.59	8.47	7.90	22.4	.
Genomic Surveillance (Sequences Shared, % of Cases)	> 1-5	1.23	1.01	0.48	2.65	.49
Financing for Vaccines, Diagnostics, Treatments, PPE						
AVAT orders placed						.
World Bank financing for vaccines (USD mn.)						.
Date approved						.
Date effective						.
ADB financing for vaccines (USD mn.)						.
Global Fund COVID-19 Response Mechanism						
PCR diagnostic tests (USD mn.)						.
RDT diagnostic tests (USD mn.)						.
PPE (USD mn.)						.
Therapeutics – Oxygen (USD mn.)						.
Therapeutics – Others (USD mn.)						.
IMF-WB Joint Debt Sustainability Analysis						
Risk of External Debt Distress						.
Risk of Overall Debt Distress						.
Date of Publication						.

COVID-19 Health Tools	Targets	LIC	LMIC	UMIC	HIC	Central African Republic
Vaccines						
Secured Vaccines (Doses, % of Population)	> 140	133.1	185.2	225.6	502.3	123.05
<i>Bilateral Deals</i>		2.3	52.9	130.3	475.7	0
<i>Direct Donations</i>		5.2	27.9	35.1	15.3	3.05
<i>COVAX</i>		114.3	87.6	37.1	9.2	120
<i>Other</i>		11.3	16.8	23.1	2.1	0
% of Population Fully Vaccinated as of Today		13.06	38.8	48.1	73.1	18.25
Percent of Delivered Vaccine Doses that were Administered		62.7	69.1	76.4	77.7	100
Current Rate of Daily Vaccination (per 100 people)		.22	.20	.23	.10	1.21
COVAX AMC Allocation (Course, per 100 people)		22.8	27.4	7.3	0	35.44
Progress Towards 70% Full Vaccine Coverage						Off track
Diagnostics						
Daily Testing Rate (per 1000 people)	> 1	.06	.65	1.30	50.02	.02
Test Positivity Rate (% , 7-day average)	< 5	3.59	8.47	7.90	22.4	0
Genomic Surveillance (Sequences Shared, % of Cases)	> 1-5	1.23	1.01	0.48	2.65	.77
Financing for Vaccines, Diagnostics, Treatments, PPE						
AVAT orders placed						No
World Bank financing for vaccines (USD mn.)						.
Date approved						.
Date effective						.
ADB financing for vaccines (USD mn.)						.
Global Fund COVID-19 Response Mechanism						
PCR diagnostic tests (USD mn.)						0
RDT diagnostic tests (USD mn.)						0
PPE (USD mn.)						0
Therapeutics – Oxygen (USD mn.)						0
Therapeutics – Others (USD mn.)						0
IMF-WB Joint Debt Sustainability Analysis						
Risk of External Debt Distress						High
Risk of Overall Debt Distress						High
Date of Publication						Jan, 2021

COVID-19 Health Tools	Targets	LIC	LMIC	UMIC	HIC	Chad
Vaccines						
Secured Vaccines (Doses, % of Population)	> 140	133.1	185.2	225.6	502.3	121.18
Bilateral Deals		2.3	52.9	130.3	475.7	0
Direct Donations		5.2	27.9	35.1	15.3	1.18
COVAX		114.3	87.6	37.1	9.2	120
Other		11.3	16.8	23.1	2.1	0
% of Population Fully Vaccinated as of Today		13.06	38.8	48.1	73.1	4.47
Percent of Delivered Vaccine Doses that were Administered		62.7	69.1	76.4	77.7	100
Current Rate of Daily Vaccination (per 100 people)		.22	.20	.23	.10	.41
COVAX AMC Allocation (Course, per 100 people)		22.8	27.4	7.3	0	13.38
Progress Towards 70% Full Vaccine Coverage						Off track
Diagnostics						
Daily Testing Rate (per 1000 people)	> 1	.06	.65	1.30	50.02	.02
Test Positivity Rate (% , 7-day average)	< 5	3.59	8.47	7.90	22.4	1.05
Genomic Surveillance (Sequences Shared, % of Cases)	> 1-5	1.23	1.01	0.48	2.65	.67
Financing for Vaccines, Diagnostics, Treatments, PPE						
AVAT orders placed						No
World Bank financing for vaccines (USD mn.)						20
Date approved						Sep 30, 2021
Date effective						.
ADB financing for vaccines (USD mn.)						.
Global Fund COVID-19 Response Mechanism						
PCR diagnostic tests (USD mn.)						1.4
RDT diagnostic tests (USD mn.)						.2
PPE (USD mn.)						.3
Therapeutics – Oxygen (USD mn.)						3
Therapeutics – Others (USD mn.)						0
IMF-WB Joint Debt Sustainability Analysis						
Risk of External Debt Distress						High
Risk of Overall Debt Distress						High
Date of Publication						Jul, 2020

COVID-19 Health Tools	Targets	LIC	LMIC	UMIC	HIC	Chile
Vaccines						
Secured Vaccines (Doses, % of Population)	> 140	133.1	185.2	225.6	502.3	437.78
Bilateral Deals		2.3	52.9	130.3	475.7	425.77
Direct Donations		5.2	27.9	35.1	15.3	0
COVAX		114.3	87.6	37.1	9.2	12.01
Other		11.3	16.8	23.1	2.1	0
% of Population Fully Vaccinated as of Today		13.06	38.8	48.1	73.1	90.59
Percent of Delivered Vaccine Doses that were Administered		62.7	69.1	76.4	77.7	100
Current Rate of Daily Vaccination (per 100 people)		.22	.20	.23	.10	.23
COVAX AMC Allocation (Course, per 100 people)		22.8	27.4	7.3	0	.
Progress Towards 70% Full Vaccine Coverage						Goal met
Diagnostics						
Daily Testing Rate (per 1000 people)	> 1	.06	.65	1.30	50.02	3.04
Test Positivity Rate (% , 7-day average)	< 5	3.59	8.47	7.90	22.4	8.01
Genomic Surveillance (Sequences Shared, % of Cases)	> 1-5	1.23	1.01	0.48	2.65	.66
Financing for Vaccines, Diagnostics, Treatments, PPE						
AVAT orders placed						.
World Bank financing for vaccines (USD mn.)						.
Date approved						.
Date effective						.
ADB financing for vaccines (USD mn.)						.
Global Fund COVID-19 Response Mechanism						
PCR diagnostic tests (USD mn.)						.
RDT diagnostic tests (USD mn.)						.
PPE (USD mn.)						.
Therapeutics – Oxygen (USD mn.)						.
Therapeutics – Others (USD mn.)						.
IMF-WB Joint Debt Sustainability Analysis						
Risk of External Debt Distress						.
Risk of Overall Debt Distress						.
Date of Publication						.

COVID-19 Health Tools	Targets	LIC	LMIC	UMIC	HIC	China
Vaccines						
Secured Vaccines (Doses, % of Population)	> 140	133.1	185.2	225.6	502.3	250.31
<i>Bilateral Deals</i>		2.3	52.9	130.3	475.7	57.23
<i>Direct Donations</i>		5.2	27.9	35.1	15.3	0
<i>COVAX</i>		114.3	87.6	37.1	9.2	0
<i>Other</i>		11.3	16.8	23.1	2.1	193.08
% of Population Fully Vaccinated as of Today		13.06	38.8	48.1	73.1	86.08
Percent of Delivered Vaccine Doses that were Administered		62.7	69.1	76.4	77.7	90.91
Current Rate of Daily Vaccination (per 100 people)		.22	.20	.23	.10	.23
COVAX AMC Allocation (Course, per 100 people)		22.8	27.4	7.3	0	.
Progress Towards 70% Full Vaccine Coverage						Goal met
Diagnostics						
Daily Testing Rate (per 1000 people)	> 1	.06	.65	1.30	50.02	.5
Test Positivity Rate (% , 7-day average)	< 5	3.59	8.47	7.90	22.4	.
Genomic Surveillance (Sequences Shared, % of Cases)	> 1-5	1.23	1.01	0.48	2.65	.2
Financing for Vaccines, Diagnostics, Treatments, PPE						
AVAT orders placed						.
World Bank financing for vaccines (USD mn.)						.
Date approved						.
Date effective						.
ADB financing for vaccines (USD mn.)						.
Global Fund COVID-19 Response Mechanism						
PCR diagnostic tests (USD mn.)						.
RDT diagnostic tests (USD mn.)						.
PPE (USD mn.)						.
Therapeutics – Oxygen (USD mn.)						.
Therapeutics – Others (USD mn.)						.
IMF-WB Joint Debt Sustainability Analysis						
Risk of External Debt Distress						.
Risk of Overall Debt Distress						.
Date of Publication						.



COVID-19 Health Tools	Targets	LIC	LMIC	UMIC	HIC	Colombia
Vaccines						
Secured Vaccines (Doses, % of Population)	> 140	133.1	185.2	225.6	502.3	174.35
Bilateral Deals		2.3	52.9	130.3	475.7	96.89
Direct Donations		5.2	27.9	35.1	15.3	24.38
COVAX		114.3	87.6	37.1	9.2	53.08
Other		11.3	16.8	23.1	2.1	0
% of Population Fully Vaccinated as of Today		13.06	38.8	48.1	73.1	68.19
Percent of Delivered Vaccine Doses that were Administered		62.7	69.1	76.4	77.7	90.91
Current Rate of Daily Vaccination (per 100 people)		.22	.20	.23	.10	.17
COVAX AMC Allocation (Course, per 100 people)		22.8	27.4	7.3	0	.
Progress Towards 70% Full Vaccine Coverage						On track
Diagnostics						
Daily Testing Rate (per 1000 people)	> 1	.06	.65	1.30	50.02	.35
Test Positivity Rate (% , 7-day average)	< 5	3.59	8.47	7.90	22.4	2
Genomic Surveillance (Sequences Shared, % of Cases)	> 1-5	1.23	1.01	0.48	2.65	.25
Financing for Vaccines, Diagnostics, Treatments, PPE						
AVAT orders placed						.
World Bank financing for vaccines (USD mn.)						.
Date approved						.
Date effective						.
ADB financing for vaccines (USD mn.)						.
Global Fund COVID-19 Response Mechanism						
PCR diagnostic tests (USD mn.)						0
RDT diagnostic tests (USD mn.)						0
PPE (USD mn.)						1
Therapeutics – Oxygen (USD mn.)						.9
Therapeutics – Others (USD mn.)						0
IMF-WB Joint Debt Sustainability Analysis						
Risk of External Debt Distress						.
Risk of Overall Debt Distress						.
Date of Publication						.

COVID-19 Health Tools	Targets	LIC	LMIC	UMIC	HIC	Comoros
Vaccines						
Secured Vaccines (Doses, % of Population)	> 140	133.1	185.2	225.6	502.3	133.77
Bilateral Deals		2.3	52.9	130.3	475.7	22.51
Direct Donations		5.2	27.9	35.1	15.3	11.26
COVAX		114.3	87.6	37.1	9.2	100
Other		11.3	16.8	23.1	2.1	0
% of Population Fully Vaccinated as of Today		13.06	38.8	48.1	73.1	33.9
Percent of Delivered Vaccine Doses that were Administered		62.7	69.1	76.4	77.7	62.3
Current Rate of Daily Vaccination (per 100 people)		.22	.20	.23	.10	0
COVAX AMC Allocation (Course, per 100 people)		22.8	27.4	7.3	0	0
Progress Towards 70% Full Vaccine Coverage						Off track
Diagnostics						
Daily Testing Rate (per 1000 people)	> 1	.06	.65	1.30	50.02	.01
Test Positivity Rate (% , 7-day average)	< 5	3.59	8.47	7.90	22.4	.
Genomic Surveillance (Sequences Shared, % of Cases)	> 1-5	1.23	1.01	0.48	2.65	.42
Financing for Vaccines, Diagnostics, Treatments, PPE						
AVAT orders placed						No
World Bank financing for vaccines (USD mn.)						21
Date approved						Jun 29, 2021
Date effective						Jul 15, 2021
ADB financing for vaccines (USD mn.)						.
Global Fund COVID-19 Response Mechanism						
PCR diagnostic tests (USD mn.)						.
RDT diagnostic tests (USD mn.)						.
PPE (USD mn.)						.
Therapeutics – Oxygen (USD mn.)						.
Therapeutics – Others (USD mn.)						.
IMF-WB Joint Debt Sustainability Analysis						
Risk of External Debt Distress						Moderate
Risk of Overall Debt Distress						Moderate
Date of Publication						Apr, 2020

COVID-19 Health Tools	Targets	LIC	LMIC	UMIC	HIC	Congo, Dem Rep
Vaccines						
Secured Vaccines (Doses, % of Population)	> 140	133.1	185.2	225.6	502.3	149.69
Bilateral Deals		2.3	52.9	130.3	475.7	0
Direct Donations		5.2	27.9	35.1	15.3	.92
COVAX		114.3	87.6	37.1	9.2	120
Other		11.3	16.8	23.1	2.1	28.77
% of Population Fully Vaccinated as of Today		13.06	38.8	48.1	73.1	.56
Percent of Delivered Vaccine Doses that were Administered		62.7	69.1	76.4	77.7	14.67
Current Rate of Daily Vaccination (per 100 people)		.22	.20	.23	.10	.01
COVAX AMC Allocation (Course, per 100 people)		22.8	27.4	7.3	0	4.82
Progress Towards 70% Full Vaccine Coverage						Off track
Diagnostics						
Daily Testing Rate (per 1000 people)	> 1	.06	.65	1.30	50.02	.02
Test Positivity Rate (% , 7-day average)	< 5	3.59	8.47	7.90	22.4	.
Genomic Surveillance (Sequences Shared, % of Cases)	> 1-5	1.23	1.01	0.48	2.65	1.17
Financing for Vaccines, Diagnostics, Treatments, PPE						
AVAT orders placed						Yes
World Bank financing for vaccines (USD mn.)						200
Date approved						Jun 29, 2021
Date effective						.
ADB financing for vaccines (USD mn.)						.
Global Fund COVID-19 Response Mechanism						
PCR diagnostic tests (USD mn.)						9.6
RDT diagnostic tests (USD mn.)						2.8
PPE (USD mn.)						8.7
Therapeutics – Oxygen (USD mn.)						0
Therapeutics – Others (USD mn.)						0
IMF-WB Joint Debt Sustainability Analysis						
Risk of External Debt Distress						Moderate
Risk of Overall Debt Distress						Moderate
Date of Publication						Jul, 2021

COVID-19 Health Tools	Targets	LIC	LMIC	UMIC	HIC	Congo, Rep
Vaccines						
Secured Vaccines (Doses, % of Population)	> 140	133.1	185.2	225.6	502.3	151.54
Bilateral Deals		2.3	52.9	130.3	475.7	21.94
Direct Donations		5.2	27.9	35.1	15.3	7.07
COVAX		114.3	87.6	37.1	9.2	106.03
Other		11.3	16.8	23.1	2.1	16.51
% of Population Fully Vaccinated as of Today		13.06	38.8	48.1	73.1	12.04
Percent of Delivered Vaccine Doses that were Administered		62.7	69.1	76.4	77.7	54.37
Current Rate of Daily Vaccination (per 100 people)		.22	.20	.23	.10	1.04
COVAX AMC Allocation (Course, per 100 people)		22.8	27.4	7.3	0	27.74
Progress Towards 70% Full Vaccine Coverage						Off track
Diagnostics						
Daily Testing Rate (per 1000 people)	> 1	.06	.65	1.30	50.02	.
Test Positivity Rate (% , 7-day average)	< 5	3.59	8.47	7.90	22.4	.
Genomic Surveillance (Sequences Shared, % of Cases)	> 1-5	1.23	1.01	0.48	2.65	2.27
Financing for Vaccines, Diagnostics, Treatments, PPE						
AVAT orders placed						Yes
World Bank financing for vaccines (USD mn.)						12
Date approved						Jun 2, 2021
Date effective						Aug 27, 2021
ADB financing for vaccines (USD mn.)						.
Global Fund COVID-19 Response Mechanism						
PCR diagnostic tests (USD mn.)						2.1
RDT diagnostic tests (USD mn.)						.1
PPE (USD mn.)						2.2
Therapeutics – Oxygen (USD mn.)						1
Therapeutics – Others (USD mn.)						.8
IMF-WB Joint Debt Sustainability Analysis						
Risk of External Debt Distress						In distress
Risk of Overall Debt Distress						In distress
Date of Publication						Jan, 2020

COVID-19 Health Tools	Targets	LIC	LMIC	UMIC	HIC	Costa Rica
Vaccines						
Secured Vaccines (Doses, % of Population)	> 140	133.1	185.2	225.6	502.3	295.76
Bilateral Deals		2.3	52.9	130.3	475.7	204.32
Direct Donations		5.2	27.9	35.1	15.3	41.62
COVAX		114.3	87.6	37.1	9.2	49.81
Other		11.3	16.8	23.1	2.1	0
% of Population Fully Vaccinated as of Today		13.06	38.8	48.1	73.1	78
Percent of Delivered Vaccine Doses that were Administered		62.7	69.1	76.4	77.7	78.99
Current Rate of Daily Vaccination (per 100 people)		.22	.20	.23	.10	.44
COVAX AMC Allocation (Course, per 100 people)		22.8	27.4	7.3	0	.
Progress Towards 70% Full Vaccine Coverage						Goal met
Diagnostics						
Daily Testing Rate (per 1000 people)	> 1	.06	.65	1.30	50.02	2.32
Test Positivity Rate (% , 7-day average)	< 5	3.59	8.47	7.90	22.4	7.6
Genomic Surveillance (Sequences Shared, % of Cases)	> 1-5	1.23	1.01	0.48	2.65	.43
Financing for Vaccines, Diagnostics, Treatments, PPE						
AVAT orders placed						.
World Bank financing for vaccines (USD mn.)						.
Date approved						.
Date effective						.
ADB financing for vaccines (USD mn.)						.
Global Fund COVID-19 Response Mechanism						
PCR diagnostic tests (USD mn.)						0
RDT diagnostic tests (USD mn.)						0
PPE (USD mn.)						.5
Therapeutics – Oxygen (USD mn.)						0
Therapeutics – Others (USD mn.)						0
IMF-WB Joint Debt Sustainability Analysis						
Risk of External Debt Distress						.
Risk of Overall Debt Distress						.
Date of Publication						.



COVID-19 Health Tools	Targets	LIC	LMIC	UMIC	HIC	Cote d'Ivoire
Vaccines						
Secured Vaccines (Doses, % of Population)	> 140	133.1	185.2	225.6	502.3	120.21
Bilateral Deals		2.3	52.9	130.3	475.7	4.07
Direct Donations		5.2	27.9	35.1	15.3	0
COVAX		114.3	87.6	37.1	9.2	80
Other		11.3	16.8	23.1	2.1	36.15
% of Population Fully Vaccinated as of Today		13.06	38.8	48.1	73.1	17
Percent of Delivered Vaccine Doses that were Administered		62.7	69.1	76.4	77.7	50.12
Current Rate of Daily Vaccination (per 100 people)		.22	.20	.23	.10	.06
COVAX AMC Allocation (Course, per 100 people)		22.8	27.4	7.3	0	32.12
Progress Towards 70% Full Vaccine Coverage						Off track
Diagnostics						
Daily Testing Rate (per 1000 people)	> 1	.06	.65	1.30	50.02	.05
Test Positivity Rate (% , 7-day average)	< 5	3.59	8.47	7.90	22.4	.53
Genomic Surveillance (Sequences Shared, % of Cases)	> 1-5	1.23	1.01	0.48	2.65	.89
Financing for Vaccines, Diagnostics, Treatments, PPE						
AVAT orders placed						Yes
World Bank financing for vaccines (USD mn.)						100
Date approved						Apr 16, 2021
Date effective						May 27, 2021
ADB financing for vaccines (USD mn.)						.
Global Fund COVID-19 Response Mechanism						
PCR diagnostic tests (USD mn.)						0
RDT diagnostic tests (USD mn.)						0
PPE (USD mn.)						0
Therapeutics – Oxygen (USD mn.)						0
Therapeutics – Others (USD mn.)						0
IMF-WB Joint Debt Sustainability Analysis						
Risk of External Debt Distress						Moderate
Risk of Overall Debt Distress						Moderate
Date of Publication						Jul, 2021

COVID-19 Health Tools	Targets	LIC	LMIC	UMIC	HIC	Croatia
Vaccines						
Secured Vaccines (Doses, % of Population)	> 140	133.1	185.2	225.6	502.3	628.94
Bilateral Deals		2.3	52.9	130.3	475.7	628.94
Direct Donations		5.2	27.9	35.1	15.3	0
COVAX		114.3	87.6	37.1	9.2	0
Other		11.3	16.8	23.1	2.1	0
% of Population Fully Vaccinated as of Today		13.06	38.8	48.1	73.1	54.86
Percent of Delivered Vaccine Doses that were Administered		62.7	69.1	76.4	77.7	63.6
Current Rate of Daily Vaccination (per 100 people)		.22	.20	.23	.10	.02
COVAX AMC Allocation (Course, per 100 people)		22.8	27.4	7.3	0	.
Progress Towards 70% Full Vaccine Coverage						Off track
Diagnostics						
Daily Testing Rate (per 1000 people)	> 1	.06	.65	1.30	50.02	1.02
Test Positivity Rate (% , 7-day average)	< 5	3.59	8.47	7.90	22.4	26.23
Genomic Surveillance (Sequences Shared, % of Cases)	> 1-5	1.23	1.01	0.48	2.65	2.68
Financing for Vaccines, Diagnostics, Treatments, PPE						
AVAT orders placed						.
World Bank financing for vaccines (USD mn.)						.
Date approved						.
Date effective						.
ADB financing for vaccines (USD mn.)						.
Global Fund COVID-19 Response Mechanism						
PCR diagnostic tests (USD mn.)						.
RDT diagnostic tests (USD mn.)						.
PPE (USD mn.)						.
Therapeutics – Oxygen (USD mn.)						.
Therapeutics – Others (USD mn.)						.
IMF-WB Joint Debt Sustainability Analysis						
Risk of External Debt Distress						.
Risk of Overall Debt Distress						.
Date of Publication						.

COVID-19 Health Tools	Targets	LIC	LMIC	UMIC	HIC	Cuba
Vaccines						
Secured Vaccines (Doses, % of Population)	> 140	133.1	185.2	225.6	502.3	344.63
<i>Bilateral Deals</i>		2.3	52.9	130.3	475.7	204.63
<i>Direct Donations</i>		5.2	27.9	35.1	15.3	0
<i>COVAX</i>		114.3	87.6	37.1	9.2	0
<i>Other</i>		11.3	16.8	23.1	2.1	140
% of Population Fully Vaccinated as of Today		13.06	38.8	48.1	73.1	87.63
Percent of Delivered Vaccine Doses that were Administered		62.7	69.1	76.4	77.7	90.91
Current Rate of Daily Vaccination (per 100 people)		.22	.20	.23	.10	.13
COVAX AMC Allocation (Course, per 100 people)		22.8	27.4	7.3	0	.
Progress Towards 70% Full Vaccine Coverage						Goal met
Diagnostics						
Daily Testing Rate (per 1000 people)	> 1	.06	.65	1.30	50.02	1.11
Test Positivity Rate (% , 7-day average)	< 5	3.59	8.47	7.90	22.4	.
Genomic Surveillance (Sequences Shared, % of Cases)	> 1-5	1.23	1.01	0.48	2.65	.11
Financing for Vaccines, Diagnostics, Treatments, PPE						
AVAT orders placed						.
World Bank financing for vaccines (USD mn.)						.
Date approved						.
Date effective						.
ADB financing for vaccines (USD mn.)						.
Global Fund COVID-19 Response Mechanism						
PCR diagnostic tests (USD mn.)						0
RDT diagnostic tests (USD mn.)						0
PPE (USD mn.)						0
Therapeutics – Oxygen (USD mn.)						0
Therapeutics – Others (USD mn.)						0
IMF-WB Joint Debt Sustainability Analysis						
Risk of External Debt Distress						.
Risk of Overall Debt Distress						.
Date of Publication						.

COVID-19 Health Tools	Targets	LIC	LMIC	UMIC	HIC	Cyprus
Vaccines						
Secured Vaccines (Doses, % of Population)	> 140	133.1	185.2	225.6	502.3	645.06
<i>Bilateral Deals</i>		2.3	52.9	130.3	475.7	628.94
<i>Direct Donations</i>		5.2	27.9	35.1	15.3	16.12
<i>COVAX</i>		114.3	87.6	37.1	9.2	0
<i>Other</i>		11.3	16.8	23.1	2.1	0
% of Population Fully Vaccinated as of Today		13.06	38.8	48.1	73.1	72.02
Percent of Delivered Vaccine Doses that were Administered		62.7	69.1	76.4	77.7	62.01
Current Rate of Daily Vaccination (per 100 people)		.22	.20	.23	.10	.15
COVAX AMC Allocation (Course, per 100 people)		22.8	27.4	7.3	0	.
Progress Towards 70% Full Vaccine Coverage						Goal met
Diagnostics						
Daily Testing Rate (per 1000 people)	> 1	.06	.65	1.30	50.02	68.13
Test Positivity Rate (% , 7-day average)	< 5	3.59	8.47	7.90	22.4	5.07
Genomic Surveillance (Sequences Shared, % of Cases)	> 1-5	1.23	1.01	0.48	2.65	.16
Financing for Vaccines, Diagnostics, Treatments, PPE						
AVAT orders placed						.
World Bank financing for vaccines (USD mn.)						.
Date approved						.
Date effective						.
ADB financing for vaccines (USD mn.)						.
Global Fund COVID-19 Response Mechanism						
PCR diagnostic tests (USD mn.)						.
RDT diagnostic tests (USD mn.)						.
PPE (USD mn.)						.
Therapeutics – Oxygen (USD mn.)						.
Therapeutics – Others (USD mn.)						.
IMF-WB Joint Debt Sustainability Analysis						
Risk of External Debt Distress						.
Risk of Overall Debt Distress						.
Date of Publication						.

COVID-19 Health Tools	Targets	LIC	LMIC	UMIC	HIC	Czech Republic
Vaccines						
Secured Vaccines (Doses, % of Population)	> 140	133.1	185.2	225.6	502.3	630.3
<i>Bilateral Deals</i>		2.3	52.9	130.3	475.7	628.94
<i>Direct Donations</i>		5.2	27.9	35.1	15.3	1.36
<i>COVAX</i>		114.3	87.6	37.1	9.2	0
<i>Other</i>		11.3	16.8	23.1	2.1	0
% of Population Fully Vaccinated as of Today		13.06	38.8	48.1	73.1	63.98
Percent of Delivered Vaccine Doses that were Administered		62.7	69.1	76.4	77.7	66.49
Current Rate of Daily Vaccination (per 100 people)		.22	.20	.23	.10	.03
COVAX AMC Allocation (Course, per 100 people)		22.8	27.4	7.3	0	.
Progress Towards 70% Full Vaccine Coverage						Off track
Diagnostics						
Daily Testing Rate (per 1000 people)	> 1	.06	.65	1.30	50.02	2.21
Test Positivity Rate (% , 7-day average)	< 5	3.59	8.47	7.90	22.4	23.5
Genomic Surveillance (Sequences Shared, % of Cases)	> 1-5	1.23	1.01	0.48	2.65	.94
Financing for Vaccines, Diagnostics, Treatments, PPE						
AVAT orders placed						.
World Bank financing for vaccines (USD mn.)						.
Date approved						.
Date effective						.
ADB financing for vaccines (USD mn.)						.
Global Fund COVID-19 Response Mechanism						
PCR diagnostic tests (USD mn.)						.
RDT diagnostic tests (USD mn.)						.
PPE (USD mn.)						.
Therapeutics – Oxygen (USD mn.)						.
Therapeutics – Others (USD mn.)						.
IMF-WB Joint Debt Sustainability Analysis						
Risk of External Debt Distress						.
Risk of Overall Debt Distress						.
Date of Publication						.



COVID-19 Health Tools	Targets	LIC	LMIC	UMIC	HIC	Denmark
Vaccines						
Secured Vaccines (Doses, % of Population)	> 140	133.1	185.2	225.6	502.3	628.94
Bilateral Deals		2.3	52.9	130.3	475.7	628.94
Direct Donations		5.2	27.9	35.1	15.3	0
COVAX		114.3	87.6	37.1	9.2	0
Other		11.3	16.8	23.1	2.1	0
% of Population Fully Vaccinated as of Today		13.06	38.8	48.1	73.1	82.58
Percent of Delivered Vaccine Doses that were Administered		62.7	69.1	76.4	77.7	100
Current Rate of Daily Vaccination (per 100 people)		.22	.20	.23	.10	.01
COVAX AMC Allocation (Course, per 100 people)		22.8	27.4	7.3	0	.
Progress Towards 70% Full Vaccine Coverage						Goal met
Diagnostics						
Daily Testing Rate (per 1000 people)	> 1	.06	.65	1.30	50.02	2.92
Test Positivity Rate (% , 7-day average)	< 5	3.59	8.47	7.90	22.4	15.19
Genomic Surveillance (Sequences Shared, % of Cases)	> 1-5	1.23	1.01	0.48	2.65	14.95
Financing for Vaccines, Diagnostics, Treatments, PPE						
AVAT orders placed						.
World Bank financing for vaccines (USD mn.)						.
Date approved						.
Date effective						.
ADB financing for vaccines (USD mn.)						.
Global Fund COVID-19 Response Mechanism						
PCR diagnostic tests (USD mn.)						.
RDT diagnostic tests (USD mn.)						.
PPE (USD mn.)						.
Therapeutics – Oxygen (USD mn.)						.
Therapeutics – Others (USD mn.)						.
IMF-WB Joint Debt Sustainability Analysis						
Risk of External Debt Distress						.
Risk of Overall Debt Distress						.
Date of Publication						.

COVID-19 Health Tools	Targets	LIC	LMIC	UMIC	HIC	Djibouti
Vaccines						
Secured Vaccines (Doses, % of Population)	> 140	133.1	185.2	225.6	502.3	109.93
<i>Bilateral Deals</i>		2.3	52.9	130.3	475.7	9.98
<i>Direct Donations</i>		5.2	27.9	35.1	15.3	19.96
<i>COVAX</i>		114.3	87.6	37.1	9.2	80
<i>Other</i>		11.3	16.8	23.1	2.1	0
% of Population Fully Vaccinated as of Today		13.06	38.8	48.1	73.1	10.95
Percent of Delivered Vaccine Doses that were Administered		62.7	69.1	76.4	77.7	29.81
Current Rate of Daily Vaccination (per 100 people)		.22	.20	.23	.10	.03
COVAX AMC Allocation (Course, per 100 people)		22.8	27.4	7.3	0	31.48
Progress Towards 70% Full Vaccine Coverage						Off track
Diagnostics						
Daily Testing Rate (per 1000 people)	> 1	.06	.65	1.30	50.02	.33
Test Positivity Rate (% , 7-day average)	< 5	3.59	8.47	7.90	22.4	.22
Genomic Surveillance (Sequences Shared, % of Cases)	> 1-5	1.23	1.01	0.48	2.65	4.41
Financing for Vaccines, Diagnostics, Treatments, PPE						
AVAT orders placed						No
World Bank financing for vaccines (USD mn.)						.
Date approved						.
Date effective						.
ADB financing for vaccines (USD mn.)						.
Global Fund COVID-19 Response Mechanism						
PCR diagnostic tests (USD mn.)						.7
RDT diagnostic tests (USD mn.)						.2
PPE (USD mn.)						.2
Therapeutics – Oxygen (USD mn.)						.4
Therapeutics – Others (USD mn.)						.1
IMF-WB Joint Debt Sustainability Analysis						
Risk of External Debt Distress						High
Risk of Overall Debt Distress						High
Date of Publication						May, 2020

COVID-19 Health Tools	Targets	LIC	LMIC	UMIC	HIC	Dominica
Vaccines						
Secured Vaccines (Doses, % of Population)	> 140	133.1	185.2	225.6	502.3	356.4
<i>Bilateral Deals</i>		2.3	52.9	130.3	475.7	0
<i>Direct Donations</i>		5.2	27.9	35.1	15.3	215.18
<i>COVAX</i>		114.3	87.6	37.1	9.2	141.22
<i>Other</i>		11.3	16.8	23.1	2.1	0
% of Population Fully Vaccinated as of Today		13.06	38.8	48.1	73.1	41.58
Percent of Delivered Vaccine Doses that were Administered		62.7	69.1	76.4	77.7	29.78
Current Rate of Daily Vaccination (per 100 people)		.22	.20	.23	.10	.53
COVAX AMC Allocation (Course, per 100 people)		22.8	27.4	7.3	0	70.6
Progress Towards 70% Full Vaccine Coverage						Off track
Diagnostics						
Daily Testing Rate (per 1000 people)	> 1	.06	.65	1.30	50.02	3.37
Test Positivity Rate (% , 7-day average)	< 5	3.59	8.47	7.90	22.4	.
Genomic Surveillance (Sequences Shared, % of Cases)	> 1-5	1.23	1.01	0.48	2.65	.25
Financing for Vaccines, Diagnostics, Treatments, PPE						
AVAT orders placed						.
World Bank financing for vaccines (USD mn.)						.
Date approved						.
Date effective						.
ADB financing for vaccines (USD mn.)						.
Global Fund COVID-19 Response Mechanism						
PCR diagnostic tests (USD mn.)						.
RDT diagnostic tests (USD mn.)						.
PPE (USD mn.)						.
Therapeutics – Oxygen (USD mn.)						.
Therapeutics – Others (USD mn.)						.
IMF-WB Joint Debt Sustainability Analysis						
Risk of External Debt Distress						High
Risk of Overall Debt Distress						...
Date of Publication						Jun, 2018

COVID-19 Health Tools	Targets	LIC	LMIC	UMIC	HIC	Dominican Republic
Vaccines						
Secured Vaccines (Doses, % of Population)	> 140	133.1	185.2	225.6	502.3	286.85
Bilateral Deals		2.3	52.9	130.3	475.7	281.9
Direct Donations		5.2	27.9	35.1	15.3	.73
COVAX		114.3	87.6	37.1	9.2	4.23
Other		11.3	16.8	23.1	2.1	0
% of Population Fully Vaccinated as of Today		13.06	38.8	48.1	73.1	54.23
Percent of Delivered Vaccine Doses that were Administered		62.7	69.1	76.4	77.7	90.91
Current Rate of Daily Vaccination (per 100 people)		.22	.20	.23	.10	.05
COVAX AMC Allocation (Course, per 100 people)		22.8	27.4	7.3	0	.
Progress Towards 70% Full Vaccine Coverage						Off track
Diagnostics						
Daily Testing Rate (per 1000 people)	> 1	.06	.65	1.30	50.02	.36
Test Positivity Rate (% , 7-day average)	< 5	3.59	8.47	7.90	22.4	2.32
Genomic Surveillance (Sequences Shared, % of Cases)	> 1-5	1.23	1.01	0.48	2.65	.2
Financing for Vaccines, Diagnostics, Treatments, PPE						
AVAT orders placed						.
World Bank financing for vaccines (USD mn.)						.
Date approved						.
Date effective						.
ADB financing for vaccines (USD mn.)						.
Global Fund COVID-19 Response Mechanism						
PCR diagnostic tests (USD mn.)						0
RDT diagnostic tests (USD mn.)						1
PPE (USD mn.)						.1
Therapeutics – Oxygen (USD mn.)						.1
Therapeutics – Others (USD mn.)						0
IMF-WB Joint Debt Sustainability Analysis						
Risk of External Debt Distress						.
Risk of Overall Debt Distress						.
Date of Publication						.

COVID-19 Health Tools	Targets	LIC	LMIC	UMIC	HIC	Ecuador
Vaccines						
Secured Vaccines (Doses, % of Population)	> 140	133.1	185.2	225.6	502.3	273.31
<i>Bilateral Deals</i>		2.3	52.9	130.3	475.7	132.22
<i>Direct Donations</i>		5.2	27.9	35.1	15.3	23
<i>COVAX</i>		114.3	87.6	37.1	9.2	34.01
<i>Other</i>		11.3	16.8	23.1	2.1	84.09
% of Population Fully Vaccinated as of Today		13.06	38.8	48.1	73.1	77.19
Percent of Delivered Vaccine Doses that were Administered		62.7	69.1	76.4	77.7	68.92
Current Rate of Daily Vaccination (per 100 people)		.22	.20	.23	.10	.42
COVAX AMC Allocation (Course, per 100 people)		22.8	27.4	7.3	0	.
Progress Towards 70% Full Vaccine Coverage						Goal met
Diagnostics						
Daily Testing Rate (per 1000 people)	> 1	.06	.65	1.30	50.02	.6
Test Positivity Rate (% , 7-day average)	< 5	3.59	8.47	7.90	22.4	17.2
Genomic Surveillance (Sequences Shared, % of Cases)	> 1-5	1.23	1.01	0.48	2.65	.59
Financing for Vaccines, Diagnostics, Treatments, PPE						
AVAT orders placed						.
World Bank financing for vaccines (USD mn.)						150
Date approved						Apr 1, 2021
Date effective						May 20, 2021
ADB financing for vaccines (USD mn.)						.
Global Fund COVID-19 Response Mechanism						
PCR diagnostic tests (USD mn.)						0
RDT diagnostic tests (USD mn.)						.6
PPE (USD mn.)						.6
Therapeutics – Oxygen (USD mn.)						.5
Therapeutics – Others (USD mn.)						0
IMF-WB Joint Debt Sustainability Analysis						
Risk of External Debt Distress						.
Risk of Overall Debt Distress						.
Date of Publication						.



COVID-19 Health Tools	Targets	LIC	LMIC	UMIC	HIC	Egypt, Arab Rep
Vaccines						
Secured Vaccines (Doses, % of Population)	> 140	133.1	185.2	225.6	502.3	230.91
Bilateral Deals		2.3	52.9	130.3	475.7	91.12
Direct Donations		5.2	27.9	35.1	15.3	7.96
COVAX		114.3	87.6	37.1	9.2	87.07
Other		11.3	16.8	23.1	2.1	44.76
% of Population Fully Vaccinated as of Today		13.06	38.8	48.1	73.1	30.89
Percent of Delivered Vaccine Doses that were Administered		62.7	69.1	76.4	77.7	88.86
Current Rate of Daily Vaccination (per 100 people)		.22	.20	.23	.10	.21
COVAX AMC Allocation (Course, per 100 people)		22.8	27.4	7.3	0	41.64
Progress Towards 70% Full Vaccine Coverage						Off track
Diagnostics						
Daily Testing Rate (per 1000 people)	> 1	.06	.65	1.30	50.02	.15
Test Positivity Rate (% , 7-day average)	< 5	3.59	8.47	7.90	22.4	7.4
Genomic Surveillance (Sequences Shared, % of Cases)	> 1-5	1.23	1.01	0.48	2.65	.36
Financing for Vaccines, Diagnostics, Treatments, PPE						
AVAT orders placed						Yes
World Bank financing for vaccines (USD mn.)						.
Date approved						.
Date effective						.
ADB financing for vaccines (USD mn.)						.
Global Fund COVID-19 Response Mechanism						
PCR diagnostic tests (USD mn.)						1.9
RDT diagnostic tests (USD mn.)						0
PPE (USD mn.)						0
Therapeutics – Oxygen (USD mn.)						0
Therapeutics – Others (USD mn.)						0
IMF-WB Joint Debt Sustainability Analysis						
Risk of External Debt Distress						.
Risk of Overall Debt Distress						.
Date of Publication						.

COVID-19 Health Tools	Targets	LIC	LMIC	UMIC	HIC	El Salvador
Vaccines						
Secured Vaccines (Doses, % of Population)	> 140	133.1	185.2	225.6	502.3	253.21
<i>Bilateral Deals</i>		2.3	52.9	130.3	475.7	144.82
<i>Direct Donations</i>		5.2	27.9	35.1	15.3	28.39
<i>COVAX</i>		114.3	87.6	37.1	9.2	80
<i>Other</i>		11.3	16.8	23.1	2.1	0
% of Population Fully Vaccinated as of Today		13.06	38.8	48.1	73.1	65.79
Percent of Delivered Vaccine Doses that were Administered		62.7	69.1	76.4	77.7	80.92
Current Rate of Daily Vaccination (per 100 people)		.22	.20	.23	.10	.2
COVAX AMC Allocation (Course, per 100 people)		22.8	27.4	7.3	0	27.66
Progress Towards 70% Full Vaccine Coverage						On track
Diagnostics						
Daily Testing Rate (per 1000 people)	> 1	.06	.65	1.30	50.02	.76
Test Positivity Rate (%, 7-day average)	< 5	3.59	8.47	7.90	22.4	1.9
Genomic Surveillance (Sequences Shared, % of Cases)	> 1-5	1.23	1.01	0.48	2.65	.28
Financing for Vaccines, Diagnostics, Treatments, PPE						
AVAT orders placed						.
World Bank financing for vaccines (USD mn.)						50
Date approved						Apr 16, 2021
Date effective						Sep 23, 2021
ADB financing for vaccines (USD mn.)						.
Global Fund COVID-19 Response Mechanism						
PCR diagnostic tests (USD mn.)						0
RDT diagnostic tests (USD mn.)						0
PPE (USD mn.)						1.5
Therapeutics – Oxygen (USD mn.)						.1
Therapeutics – Others (USD mn.)						0
IMF-WB Joint Debt Sustainability Analysis						
Risk of External Debt Distress						.
Risk of Overall Debt Distress						.
Date of Publication						.

COVID-19 Health Tools	Targets	LIC	LMIC	UMIC	HIC	Equatorial Guinea
Vaccines						
Secured Vaccines (Doses, % of Population)	> 140	133.1	185.2	225.6	502.3	56.56
<i>Bilateral Deals</i>		2.3	52.9	130.3	475.7	35.87
<i>Direct Donations</i>		5.2	27.9	35.1	15.3	20.69
<i>COVAX</i>		114.3	87.6	37.1	9.2	0
<i>Other</i>		11.3	16.8	23.1	2.1	0
% of Population Fully Vaccinated as of Today		13.06	38.8	48.1	73.1	14.53
Percent of Delivered Vaccine Doses that were Administered		62.7	69.1	76.4	77.7	57.73
Current Rate of Daily Vaccination (per 100 people)		.22	.20	.23	.10	.02
COVAX AMC Allocation (Course, per 100 people)		22.8	27.4	7.3	0	.
Progress Towards 70% Full Vaccine Coverage						Off track
Diagnostics						
Daily Testing Rate (per 1000 people)	> 1	.06	.65	1.30	50.02	.3
Test Positivity Rate (% , 7-day average)	< 5	3.59	8.47	7.90	22.4	.06
Genomic Surveillance (Sequences Shared, % of Cases)	> 1-5	1.23	1.01	0.48	2.65	1.33
Financing for Vaccines, Diagnostics, Treatments, PPE						
AVAT orders placed						No
World Bank financing for vaccines (USD mn.)						.
Date approved						.
Date effective						.
ADB financing for vaccines (USD mn.)						.
Global Fund COVID-19 Response Mechanism						
PCR diagnostic tests (USD mn.)						.
RDT diagnostic tests (USD mn.)						.
PPE (USD mn.)						.
Therapeutics – Oxygen (USD mn.)						.
Therapeutics – Others (USD mn.)						.
IMF-WB Joint Debt Sustainability Analysis						
Risk of External Debt Distress						.
Risk of Overall Debt Distress						.
Date of Publication						.

COVID-19 Health Tools	Targets	LIC	LMIC	UMIC	HIC	Eritrea
Vaccines						
Secured Vaccines (Doses, % of Population)	> 140	133.1	185.2	225.6	502.3	120
<i>Bilateral Deals</i>		2.3	52.9	130.3	475.7	0
<i>Direct Donations</i>		5.2	27.9	35.1	15.3	0
<i>COVAX</i>		114.3	87.6	37.1	9.2	120
<i>Other</i>		11.3	16.8	23.1	2.1	0
% of Population Fully Vaccinated as of Today		13.06	38.8	48.1	73.1	.
Percent of Delivered Vaccine Doses that were Administered		62.7	69.1	76.4	77.7	.
Current Rate of Daily Vaccination (per 100 people)		.22	.20	.23	.10	0
COVAX AMC Allocation (Course, per 100 people)		22.8	27.4	7.3	0	.
Progress Towards 70% Full Vaccine Coverage						.
Diagnostics						
Daily Testing Rate (per 1000 people)	> 1	.06	.65	1.30	50.02	.03
Test Positivity Rate (% , 7-day average)	< 5	3.59	8.47	7.90	22.4	.
Genomic Surveillance (Sequences Shared, % of Cases)	> 1-5	1.23	1.01	0.48	2.65	.
Financing for Vaccines, Diagnostics, Treatments, PPE						
AVAT orders placed						No
World Bank financing for vaccines (USD mn.)						.
Date approved						.
Date effective						.
ADB financing for vaccines (USD mn.)						.
Global Fund COVID-19 Response Mechanism						
PCR diagnostic tests (USD mn.)						.
RDT diagnostic tests (USD mn.)						.
PPE (USD mn.)						.
Therapeutics – Oxygen (USD mn.)						.
Therapeutics – Others (USD mn.)						.
IMF-WB Joint Debt Sustainability Analysis						
Risk of External Debt Distress						.
Risk of Overall Debt Distress						.
Date of Publication						.

COVID-19 Health Tools	Targets	LIC	LMIC	UMIC	HIC	Estonia
Vaccines						
Secured Vaccines (Doses, % of Population)	> 140	133.1	185.2	225.6	502.3	628.94
Bilateral Deals		2.3	52.9	130.3	475.7	628.94
Direct Donations		5.2	27.9	35.1	15.3	0
COVAX		114.3	87.6	37.1	9.2	0
Other		11.3	16.8	23.1	2.1	0
% of Population Fully Vaccinated as of Today		13.06	38.8	48.1	73.1	63.65
Percent of Delivered Vaccine Doses that were Administered		62.7	69.1	76.4	77.7	70.9
Current Rate of Daily Vaccination (per 100 people)		.22	.20	.23	.10	.03
COVAX AMC Allocation (Course, per 100 people)		22.8	27.4	7.3	0	.
Progress Towards 70% Full Vaccine Coverage						Off track
Diagnostics						
Daily Testing Rate (per 1000 people)	> 1	.06	.65	1.30	50.02	2.43
Test Positivity Rate (% , 7-day average)	< 5	3.59	8.47	7.90	22.4	29.6
Genomic Surveillance (Sequences Shared, % of Cases)	> 1-5	1.23	1.01	0.48	2.65	1.88
Financing for Vaccines, Diagnostics, Treatments, PPE						
AVAT orders placed						.
World Bank financing for vaccines (USD mn.)						.
Date approved						.
Date effective						.
ADB financing for vaccines (USD mn.)						.
Global Fund COVID-19 Response Mechanism						
PCR diagnostic tests (USD mn.)						.
RDT diagnostic tests (USD mn.)						.
PPE (USD mn.)						.
Therapeutics – Oxygen (USD mn.)						.
Therapeutics – Others (USD mn.)						.
IMF-WB Joint Debt Sustainability Analysis						
Risk of External Debt Distress						.
Risk of Overall Debt Distress						.
Date of Publication						.



COVID-19 Health Tools	Targets	LIC	LMIC	UMIC	HIC	Eswatini
Vaccines						
Secured Vaccines (Doses, % of Population)	> 140	133.1	185.2	225.6	502.3	124.35
<i>Bilateral Deals</i>		2.3	52.9	130.3	475.7	0
<i>Direct Donations</i>		5.2	27.9	35.1	15.3	44.35
<i>COVAX</i>		114.3	87.6	37.1	9.2	80
<i>Other</i>		11.3	16.8	23.1	2.1	0
% of Population Fully Vaccinated as of Today		13.06	38.8	48.1	73.1	27.16
Percent of Delivered Vaccine Doses that were Administered		62.7	69.1	76.4	77.7	67.42
Current Rate of Daily Vaccination (per 100 people)		.22	.20	.23	.10	.05
COVAX AMC Allocation (Course, per 100 people)		22.8	27.4	7.3	0	32.74
Progress Towards 70% Full Vaccine Coverage						Off track
Diagnostics						
Daily Testing Rate (per 1000 people)	> 1	.06	.65	1.30	50.02	.6
Test Positivity Rate (% , 7-day average)	< 5	3.59	8.47	7.90	22.4	3.94
Genomic Surveillance (Sequences Shared, % of Cases)	> 1-5	1.23	1.01	0.48	2.65	.78
Financing for Vaccines, Diagnostics, Treatments, PPE						
AVAT orders placed						No
World Bank financing for vaccines (USD mn.)						8
Date approved						Apr 16, 2021
Date effective						Oct 11, 2021
ADB financing for vaccines (USD mn.)						.
Global Fund COVID-19 Response Mechanism						
PCR diagnostic tests (USD mn.)						.8
RDT diagnostic tests (USD mn.)						.2
PPE (USD mn.)						1.9
Therapeutics – Oxygen (USD mn.)						1.8
Therapeutics – Others (USD mn.)						.3
IMF-WB Joint Debt Sustainability Analysis						
Risk of External Debt Distress						.
Risk of Overall Debt Distress						.
Date of Publication						.

COVID-19 Health Tools	Targets	LIC	LMIC	UMIC	HIC	Ethiopia
Vaccines						
Secured Vaccines (Doses, % of Population)	> 140	133.1	185.2	225.6	502.3	105.85
Bilateral Deals		2.3	52.9	130.3	475.7	0
Direct Donations		5.2	27.9	35.1	15.3	3.31
COVAX		114.3	87.6	37.1	9.2	100
Other		11.3	16.8	23.1	2.1	2.55
% of Population Fully Vaccinated as of Today		13.06	38.8	48.1	73.1	17.78
Percent of Delivered Vaccine Doses that were Administered		62.7	69.1	76.4	77.7	68.39
Current Rate of Daily Vaccination (per 100 people)		.22	.20	.23	.10	.03
COVAX AMC Allocation (Course, per 100 people)		22.8	27.4	7.3	0	20.3
Progress Towards 70% Full Vaccine Coverage						Off track
Diagnostics						
Daily Testing Rate (per 1000 people)	> 1	.06	.65	1.30	50.02	.04
Test Positivity Rate (% , 7-day average)	< 5	3.59	8.47	7.90	22.4	.48
Genomic Surveillance (Sequences Shared, % of Cases)	> 1-5	1.23	1.01	0.48	2.65	.13
Financing for Vaccines, Diagnostics, Treatments, PPE						
AVAT orders placed						Yes
World Bank financing for vaccines (USD mn.)						.
Date approved						.
Date effective						.
ADB financing for vaccines (USD mn.)						.
Global Fund COVID-19 Response Mechanism						
PCR diagnostic tests (USD mn.)						10
RDT diagnostic tests (USD mn.)						20.3
PPE (USD mn.)						30.4
Therapeutics – Oxygen (USD mn.)						26.5
Therapeutics – Others (USD mn.)						5.9
IMF-WB Joint Debt Sustainability Analysis						
Risk of External Debt Distress						High
Risk of Overall Debt Distress						High
Date of Publication						Apr, 2020

COVID-19 Health Tools	Targets	LIC	LMIC	UMIC	HIC	Faroe Islands
Vaccines						
Secured Vaccines (Doses, % of Population)	> 140	133.1	185.2	225.6	502.3	.
Bilateral Deals		2.3	52.9	130.3	475.7	.
Direct Donations		5.2	27.9	35.1	15.3	.
COVAX		114.3	87.6	37.1	9.2	.
Other		11.3	16.8	23.1	2.1	.
% of Population Fully Vaccinated as of Today		13.06	38.8	48.1	73.1	83.37
Percent of Delivered Vaccine Doses that were Administered		62.7	69.1	76.4	77.7	.
Current Rate of Daily Vaccination (per 100 people)		.22	.20	.23	.10	.05
COVAX AMC Allocation (Course, per 100 people)		22.8	27.4	7.3	0	.
Progress Towards 70% Full Vaccine Coverage						.
Diagnostics						
Daily Testing Rate (per 1000 people)	> 1	.06	.65	1.30	50.02	14.66
Test Positivity Rate (% , 7-day average)	< 5	3.59	8.47	7.90	22.4	.
Genomic Surveillance (Sequences Shared, % of Cases)	> 1-5	1.23	1.01	0.48	2.65	.12
Financing for Vaccines, Diagnostics, Treatments, PPE						
AVAT orders placed						.
World Bank financing for vaccines (USD mn.)						.
Date approved						.
Date effective						.
ADB financing for vaccines (USD mn.)						.
Global Fund COVID-19 Response Mechanism						
PCR diagnostic tests (USD mn.)						.
RDT diagnostic tests (USD mn.)						.
PPE (USD mn.)						.
Therapeutics – Oxygen (USD mn.)						.
Therapeutics – Others (USD mn.)						.
IMF-WB Joint Debt Sustainability Analysis						
Risk of External Debt Distress						.
Risk of Overall Debt Distress						.
Date of Publication						.

COVID-19 Health Tools	Targets	LIC	LMIC	UMIC	HIC	Fiji
Vaccines						
Secured Vaccines (Doses, % of Population)	> 140	133.1	185.2	225.6	502.3	268.28
<i>Bilateral Deals</i>		2.3	52.9	130.3	475.7	0
<i>Direct Donations</i>		5.2	27.9	35.1	15.3	188.28
<i>COVAX</i>		114.3	87.6	37.1	9.2	80
<i>Other</i>		11.3	16.8	23.1	2.1	0
% of Population Fully Vaccinated as of Today		13.06	38.8	48.1	73.1	69.59
Percent of Delivered Vaccine Doses that were Administered		62.7	69.1	76.4	77.7	81.58
Current Rate of Daily Vaccination (per 100 people)		.22	.20	.23	.10	1.1
COVAX AMC Allocation (Course, per 100 people)		22.8	27.4	7.3	0	27.74
Progress Towards 70% Full Vaccine Coverage						On track
Diagnostics						
Daily Testing Rate (per 1000 people)	> 1	.06	.65	1.30	50.02	.1
Test Positivity Rate (% , 7-day average)	< 5	3.59	8.47	7.90	22.4	.
Genomic Surveillance (Sequences Shared, % of Cases)	> 1-5	1.23	1.01	0.48	2.65	.82
Financing for Vaccines, Diagnostics, Treatments, PPE						
AVAT orders placed						.
World Bank financing for vaccines (USD mn.)						.
Date approved						.
Date effective						.
ADB financing for vaccines (USD mn.)						.
Global Fund COVID-19 Response Mechanism						
PCR diagnostic tests (USD mn.)						.
RDT diagnostic tests (USD mn.)						.
PPE (USD mn.)						.
Therapeutics – Oxygen (USD mn.)						.
Therapeutics – Others (USD mn.)						.
IMF-WB Joint Debt Sustainability Analysis						
Risk of External Debt Distress						.
Risk of Overall Debt Distress						.
Date of Publication						.

COVID-19 Health Tools	Targets	LIC	LMIC	UMIC	HIC	Finland
Vaccines						
Secured Vaccines (Doses, % of Population)	> 140	133.1	185.2	225.6	502.3	628.94
<i>Bilateral Deals</i>		2.3	52.9	130.3	475.7	628.94
<i>Direct Donations</i>		5.2	27.9	35.1	15.3	0
<i>COVAX</i>		114.3	87.6	37.1	9.2	0
<i>Other</i>		11.3	16.8	23.1	2.1	0
% of Population Fully Vaccinated as of Today		13.06	38.8	48.1	73.1	77.73
Percent of Delivered Vaccine Doses that were Administered		62.7	69.1	76.4	77.7	87.62
Current Rate of Daily Vaccination (per 100 people)		.22	.20	.23	.10	.06
COVAX AMC Allocation (Course, per 100 people)		22.8	27.4	7.3	0	.
Progress Towards 70% Full Vaccine Coverage						Goal met
Diagnostics						
Daily Testing Rate (per 1000 people)	> 1	.06	.65	1.30	50.02	2.2
Test Positivity Rate (% , 7-day average)	< 5	3.59	8.47	7.90	22.4	56.1
Genomic Surveillance (Sequences Shared, % of Cases)	> 1-5	1.23	1.01	0.48	2.65	3.2
Financing for Vaccines, Diagnostics, Treatments, PPE						
AVAT orders placed						.
World Bank financing for vaccines (USD mn.)						.
Date approved						.
Date effective						.
ADB financing for vaccines (USD mn.)						.
Global Fund COVID-19 Response Mechanism						
PCR diagnostic tests (USD mn.)						.
RDT diagnostic tests (USD mn.)						.
PPE (USD mn.)						.
Therapeutics – Oxygen (USD mn.)						.
Therapeutics – Others (USD mn.)						.
IMF-WB Joint Debt Sustainability Analysis						
Risk of External Debt Distress						.
Risk of Overall Debt Distress						.
Date of Publication						.



COVID-19 Health Tools	Targets	LIC	LMIC	UMIC	HIC	France
Vaccines						
Secured Vaccines (Doses, % of Population)	> 140	133.1	185.2	225.6	502.3	628.94
Bilateral Deals		2.3	52.9	130.3	475.7	628.94
Direct Donations		5.2	27.9	35.1	15.3	0
COVAX		114.3	87.6	37.1	9.2	0
Other		11.3	16.8	23.1	2.1	0
% of Population Fully Vaccinated as of Today		13.06	38.8	48.1	73.1	77.82
Percent of Delivered Vaccine Doses that were Administered		62.7	69.1	76.4	77.7	71.97
Current Rate of Daily Vaccination (per 100 people)		.22	.20	.23	.10	.05
COVAX AMC Allocation (Course, per 100 people)		22.8	27.4	7.3	0	.
Progress Towards 70% Full Vaccine Coverage						Goal met
Diagnostics						
Daily Testing Rate (per 1000 people)	> 1	.06	.65	1.30	50.02	7.98
Test Positivity Rate (% , 7-day average)	< 5	3.59	8.47	7.90	22.4	30.9
Genomic Surveillance (Sequences Shared, % of Cases)	> 1-5	1.23	1.01	0.48	2.65	1.01
Financing for Vaccines, Diagnostics, Treatments, PPE						
AVAT orders placed						.
World Bank financing for vaccines (USD mn.)						.
Date approved						.
Date effective						.
ADB financing for vaccines (USD mn.)						.
Global Fund COVID-19 Response Mechanism						
PCR diagnostic tests (USD mn.)						.
RDT diagnostic tests (USD mn.)						.
PPE (USD mn.)						.
Therapeutics – Oxygen (USD mn.)						.
Therapeutics – Others (USD mn.)						.
IMF-WB Joint Debt Sustainability Analysis						
Risk of External Debt Distress						.
Risk of Overall Debt Distress						.
Date of Publication						.

COVID-19 Health Tools	Targets	LIC	LMIC	UMIC	HIC	Gabon
Vaccines						
Secured Vaccines (Doses, % of Population)	> 140	133.1	185.2	225.6	502.3	113.75
Bilateral Deals		2.3	52.9	130.3	475.7	0
Direct Donations		5.2	27.9	35.1	15.3	27.21
COVAX		114.3	87.6	37.1	9.2	45.07
Other		11.3	16.8	23.1	2.1	41.48
% of Population Fully Vaccinated as of Today		13.06	38.8	48.1	73.1	11.05
Percent of Delivered Vaccine Doses that were Administered		62.7	69.1	76.4	77.7	39.9
Current Rate of Daily Vaccination (per 100 people)		.22	.20	.23	.10	.36
COVAX AMC Allocation (Course, per 100 people)		22.8	27.4	7.3	0	.
Progress Towards 70% Full Vaccine Coverage						Off track
Diagnostics						
Daily Testing Rate (per 1000 people)	> 1	.06	.65	1.30	50.02	.06
Test Positivity Rate (% , 7-day average)	< 5	3.59	8.47	7.90	22.4	.18
Genomic Surveillance (Sequences Shared, % of Cases)	> 1-5	1.23	1.01	0.48	2.65	2
Financing for Vaccines, Diagnostics, Treatments, PPE						
AVAT orders placed						Yes
World Bank financing for vaccines (USD mn.)						.
Date approved						.
Date effective						.
ADB financing for vaccines (USD mn.)						.
Global Fund COVID-19 Response Mechanism						
PCR diagnostic tests (USD mn.)						.3
RDT diagnostic tests (USD mn.)						.1
PPE (USD mn.)						.1
Therapeutics – Oxygen (USD mn.)						.1
Therapeutics – Others (USD mn.)						0
IMF-WB Joint Debt Sustainability Analysis						
Risk of External Debt Distress						.
Risk of Overall Debt Distress						.
Date of Publication						.

COVID-19 Health Tools	Targets	LIC	LMIC	UMIC	HIC	Gambia, The
Vaccines						
Secured Vaccines (Doses, % of Population)	> 140	133.1	185.2	225.6	502.3	130.72
<i>Bilateral Deals</i>		2.3	52.9	130.3	475.7	0
<i>Direct Donations</i>		5.2	27.9	35.1	15.3	0
<i>COVAX</i>		114.3	87.6	37.1	9.2	120
<i>Other</i>		11.3	16.8	23.1	2.1	10.72
% of Population Fully Vaccinated as of Today		13.06	38.8	48.1	73.1	12.79
Percent of Delivered Vaccine Doses that were Administered		62.7	69.1	76.4	77.7	82.36
Current Rate of Daily Vaccination (per 100 people)		.22	.20	.23	.10	0
COVAX AMC Allocation (Course, per 100 people)		22.8	27.4	7.3	0	18.4
Progress Towards 70% Full Vaccine Coverage						Off track
Diagnostics						
Daily Testing Rate (per 1000 people)	> 1	.06	.65	1.30	50.02	.03
Test Positivity Rate (% , 7-day average)	< 5	3.59	8.47	7.90	22.4	1.05
Genomic Surveillance (Sequences Shared, % of Cases)	> 1-5	1.23	1.01	0.48	2.65	10.25
Financing for Vaccines, Diagnostics, Treatments, PPE						
AVAT orders placed						Yes
World Bank financing for vaccines (USD mn.)						8
Date approved						Apr 16, 2021
Date effective						May 6, 2021
ADB financing for vaccines (USD mn.)						.
Global Fund COVID-19 Response Mechanism						
PCR diagnostic tests (USD mn.)						2.1
RDT diagnostic tests (USD mn.)						2.6
PPE (USD mn.)						3
Therapeutics – Oxygen (USD mn.)						.8
Therapeutics – Others (USD mn.)						.5
IMF-WB Joint Debt Sustainability Analysis						
Risk of External Debt Distress						High
Risk of Overall Debt Distress						High
Date of Publication						Jan, 2022

COVID-19 Health Tools	Targets	LIC	LMIC	UMIC	HIC	Georgia
Vaccines						
Secured Vaccines (Doses, % of Population)	> 140	133.1	185.2	225.6	502.3	142.12
Bilateral Deals		2.3	52.9	130.3	475.7	103.02
Direct Donations		5.2	27.9	35.1	15.3	35.08
COVAX		114.3	87.6	37.1	9.2	4.02
Other		11.3	16.8	23.1	2.1	0
% of Population Fully Vaccinated as of Today		13.06	38.8	48.1	73.1	31.6
Percent of Delivered Vaccine Doses that were Administered		62.7	69.1	76.4	77.7	79.71
Current Rate of Daily Vaccination (per 100 people)		.22	.20	.23	.10	.03
COVAX AMC Allocation (Course, per 100 people)		22.8	27.4	7.3	0	.
Progress Towards 70% Full Vaccine Coverage						Off track
Diagnostics						
Daily Testing Rate (per 1000 people)	> 1	.06	.65	1.30	50.02	3.09
Test Positivity Rate (% , 7-day average)	< 5	3.59	8.47	7.90	22.4	11.87
Genomic Surveillance (Sequences Shared, % of Cases)	> 1-5	1.23	1.01	0.48	2.65	.11
Financing for Vaccines, Diagnostics, Treatments, PPE						
AVAT orders placed						.
World Bank financing for vaccines (USD mn.)						.
Date approved						.
Date effective						.
ADB financing for vaccines (USD mn.)						15
Global Fund COVID-19 Response Mechanism						
PCR diagnostic tests (USD mn.)						.8
RDT diagnostic tests (USD mn.)						2.2
PPE (USD mn.)						.6
Therapeutics – Oxygen (USD mn.)						.4
Therapeutics – Others (USD mn.)						.1
IMF-WB Joint Debt Sustainability Analysis						
Risk of External Debt Distress						.
Risk of Overall Debt Distress						.
Date of Publication						.

COVID-19 Health Tools	Targets	LIC	LMIC	UMIC	HIC	Germany
Vaccines						
Secured Vaccines (Doses, % of Population)	> 140	133.1	185.2	225.6	502.3	664.69
<i>Bilateral Deals</i>		2.3	52.9	130.3	475.7	664.69
<i>Direct Donations</i>		5.2	27.9	35.1	15.3	0
<i>COVAX</i>		114.3	87.6	37.1	9.2	0
<i>Other</i>		11.3	16.8	23.1	2.1	0
% of Population Fully Vaccinated as of Today		13.06	38.8	48.1	73.1	75.34
Percent of Delivered Vaccine Doses that were Administered		62.7	69.1	76.4	77.7	79.49
Current Rate of Daily Vaccination (per 100 people)		.22	.20	.23	.10	.05
COVAX AMC Allocation (Course, per 100 people)		22.8	27.4	7.3	0	.
Progress Towards 70% Full Vaccine Coverage						Goal met
Diagnostics						
Daily Testing Rate (per 1000 people)	> 1	.06	.65	1.30	50.02	3.94
Test Positivity Rate (% , 7-day average)	< 5	3.59	8.47	7.90	22.4	55.4
Genomic Surveillance (Sequences Shared, % of Cases)	> 1-5	1.23	1.01	0.48	2.65	2.38
Financing for Vaccines, Diagnostics, Treatments, PPE						
AVAT orders placed						.
World Bank financing for vaccines (USD mn.)						.
Date approved						.
Date effective						.
ADB financing for vaccines (USD mn.)						.
Global Fund COVID-19 Response Mechanism						
PCR diagnostic tests (USD mn.)						.
RDT diagnostic tests (USD mn.)						.
PPE (USD mn.)						.
Therapeutics – Oxygen (USD mn.)						.
Therapeutics – Others (USD mn.)						.
IMF-WB Joint Debt Sustainability Analysis						
Risk of External Debt Distress						.
Risk of Overall Debt Distress						.
Date of Publication						.



COVID-19 Health Tools	Targets	LIC	LMIC	UMIC	HIC	Ghana
Vaccines						
Secured Vaccines (Doses, % of Population)	> 140	133.1	185.2	225.6	502.3	142.67
Bilateral Deals		2.3	52.9	130.3	475.7	.95
Direct Donations		5.2	27.9	35.1	15.3	8.4
COVAX		114.3	87.6	37.1	9.2	80
Other		11.3	16.8	23.1	2.1	53.32
% of Population Fully Vaccinated as of Today		13.06	38.8	48.1	73.1	15.98
Percent of Delivered Vaccine Doses that were Administered		62.7	69.1	76.4	77.7	51.9
Current Rate of Daily Vaccination (per 100 people)		.22	.20	.23	.10	.12
COVAX AMC Allocation (Course, per 100 people)		22.8	27.4	7.3	0	32.16
Progress Towards 70% Full Vaccine Coverage						Off track
Diagnostics						
Daily Testing Rate (per 1000 people)	> 1	.06	.65	1.30	50.02	.02
Test Positivity Rate (% , 7-day average)	< 5	3.59	8.47	7.90	22.4	.49
Genomic Surveillance (Sequences Shared, % of Cases)	> 1-5	1.23	1.01	0.48	2.65	2.11
Financing for Vaccines, Diagnostics, Treatments, PPE						
AVAT orders placed						Yes
World Bank financing for vaccines (USD mn.)						200
Date approved						Jun 10, 2021
Date effective						Jul 15, 2021
ADB financing for vaccines (USD mn.)						.
Global Fund COVID-19 Response Mechanism						
PCR diagnostic tests (USD mn.)						.3
RDT diagnostic tests (USD mn.)						.2
PPE (USD mn.)						2.3
Therapeutics – Oxygen (USD mn.)						10.9
Therapeutics – Others (USD mn.)						1.3
IMF-WB Joint Debt Sustainability Analysis						
Risk of External Debt Distress						High
Risk of Overall Debt Distress						High
Date of Publication						Jul, 2021

COVID-19 Health Tools	Targets	LIC	LMIC	UMIC	HIC	Gibraltar
Vaccines						
Secured Vaccines (Doses, % of Population)	> 140	133.1	185.2	225.6	502.3	.
Bilateral Deals		2.3	52.9	130.3	475.7	.
Direct Donations		5.2	27.9	35.1	15.3	.
COVAX		114.3	87.6	37.1	9.2	.
Other		11.3	16.8	23.1	2.1	.
% of Population Fully Vaccinated as of Today		13.06	38.8	48.1	73.1	122.61
Percent of Delivered Vaccine Doses that were Administered		62.7	69.1	76.4	77.7	90.91
Current Rate of Daily Vaccination (per 100 people)		.22	.20	.23	.10	.74
COVAX AMC Allocation (Course, per 100 people)		22.8	27.4	7.3	0	.
Progress Towards 70% Full Vaccine Coverage						.
Diagnostics						
Daily Testing Rate (per 1000 people)	> 1	.06	.65	1.30	50.02	15.91
Test Positivity Rate (% , 7-day average)	< 5	3.59	8.47	7.90	22.4	8.58
Genomic Surveillance (Sequences Shared, % of Cases)	> 1-5	1.23	1.01	0.48	2.65	15.98
Financing for Vaccines, Diagnostics, Treatments, PPE						
AVAT orders placed						.
World Bank financing for vaccines (USD mn.)						.
Date approved						.
Date effective						.
ADB financing for vaccines (USD mn.)						.
Global Fund COVID-19 Response Mechanism						
PCR diagnostic tests (USD mn.)						.
RDT diagnostic tests (USD mn.)						.
PPE (USD mn.)						.
Therapeutics – Oxygen (USD mn.)						.
Therapeutics – Others (USD mn.)						.
IMF-WB Joint Debt Sustainability Analysis						
Risk of External Debt Distress						.
Risk of Overall Debt Distress						.
Date of Publication						.

COVID-19 Health Tools	Targets	LIC	LMIC	UMIC	HIC	Greece
Vaccines						
Secured Vaccines (Doses, % of Population)	> 140	133.1	185.2	225.6	502.3	628.94
Bilateral Deals		2.3	52.9	130.3	475.7	628.94
Direct Donations		5.2	27.9	35.1	15.3	0
COVAX		114.3	87.6	37.1	9.2	0
Other		11.3	16.8	23.1	2.1	0
% of Population Fully Vaccinated as of Today		13.06	38.8	48.1	73.1	73.31
Percent of Delivered Vaccine Doses that were Administered		62.7	69.1	76.4	77.7	74.47
Current Rate of Daily Vaccination (per 100 people)		.22	.20	.23	.10	.13
COVAX AMC Allocation (Course, per 100 people)		22.8	27.4	7.3	0	.
Progress Towards 70% Full Vaccine Coverage						Goal met
Diagnostics						
Daily Testing Rate (per 1000 people)	> 1	.06	.65	1.30	50.02	25.16
Test Positivity Rate (% , 7-day average)	< 5	3.59	8.47	7.90	22.4	7.7
Genomic Surveillance (Sequences Shared, % of Cases)	> 1-5	1.23	1.01	0.48	2.65	.53
Financing for Vaccines, Diagnostics, Treatments, PPE						
AVAT orders placed						.
World Bank financing for vaccines (USD mn.)						.
Date approved						.
Date effective						.
ADB financing for vaccines (USD mn.)						.
Global Fund COVID-19 Response Mechanism						
PCR diagnostic tests (USD mn.)						.
RDT diagnostic tests (USD mn.)						.
PPE (USD mn.)						.
Therapeutics – Oxygen (USD mn.)						.
Therapeutics – Others (USD mn.)						.
IMF-WB Joint Debt Sustainability Analysis						
Risk of External Debt Distress						.
Risk of Overall Debt Distress						.
Date of Publication						.

COVID-19 Health Tools	Targets	LIC	LMIC	UMIC	HIC	Grenada
Vaccines						
Secured Vaccines (Doses, % of Population)	> 140	133.1	185.2	225.6	502.3	171.25
Bilateral Deals		2.3	52.9	130.3	475.7	0
Direct Donations		5.2	27.9	35.1	15.3	51.98
COVAX		114.3	87.6	37.1	9.2	119.27
Other		11.3	16.8	23.1	2.1	0
% of Population Fully Vaccinated as of Today		13.06	38.8	48.1	73.1	33.6
Percent of Delivered Vaccine Doses that were Administered		62.7	69.1	76.4	77.7	46.67
Current Rate of Daily Vaccination (per 100 people)		.22	.20	.23	.10	.02
COVAX AMC Allocation (Course, per 100 people)		22.8	27.4	7.3	0	55.18
Progress Towards 70% Full Vaccine Coverage						Off track
Diagnostics						
Daily Testing Rate (per 1000 people)	> 1	.06	.65	1.30	50.02	7.11
Test Positivity Rate (% , 7-day average)	< 5	3.59	8.47	7.90	22.4	.
Genomic Surveillance (Sequences Shared, % of Cases)	> 1-5	1.23	1.01	0.48	2.65	.41
Financing for Vaccines, Diagnostics, Treatments, PPE						
AVAT orders placed						.
World Bank financing for vaccines (USD mn.)						.
Date approved						.
Date effective						.
ADB financing for vaccines (USD mn.)						.
Global Fund COVID-19 Response Mechanism						
PCR diagnostic tests (USD mn.)						.
RDT diagnostic tests (USD mn.)						.
PPE (USD mn.)						.
Therapeutics – Oxygen (USD mn.)						.
Therapeutics – Others (USD mn.)						.
IMF-WB Joint Debt Sustainability Analysis						
Risk of External Debt Distress						In distress
Risk of Overall Debt Distress						In distress
Date of Publication						Apr, 2020

COVID-19 Health Tools	Targets	LIC	LMIC	UMIC	HIC	Guatemala
Vaccines						
Secured Vaccines (Doses, % of Population)	> 140	133.1	185.2	225.6	502.3	133.68
<i>Bilateral Deals</i>		2.3	52.9	130.3	475.7	43.84
<i>Direct Donations</i>		5.2	27.9	35.1	15.3	50.19
<i>COVAX</i>		114.3	87.6	37.1	9.2	39.66
<i>Other</i>		11.3	16.8	23.1	2.1	0
% of Population Fully Vaccinated as of Today		13.06	38.8	48.1	73.1	32.88
Percent of Delivered Vaccine Doses that were Administered		62.7	69.1	76.4	77.7	84.72
Current Rate of Daily Vaccination (per 100 people)		.22	.20	.23	.10	.37
COVAX AMC Allocation (Course, per 100 people)		22.8	27.4	7.3	0	.
Progress Towards 70% Full Vaccine Coverage						Off track
Diagnostics						
Daily Testing Rate (per 1000 people)	> 1	.06	.65	1.30	50.02	.53
Test Positivity Rate (% , 7-day average)	< 5	3.59	8.47	7.90	22.4	19.11
Genomic Surveillance (Sequences Shared, % of Cases)	> 1-5	1.23	1.01	0.48	2.65	.22
Financing for Vaccines, Diagnostics, Treatments, PPE						
AVAT orders placed						.
World Bank financing for vaccines (USD mn.)						.
Date approved						.
Date effective						.
ADB financing for vaccines (USD mn.)						.
Global Fund COVID-19 Response Mechanism						
PCR diagnostic tests (USD mn.)						0
RDT diagnostic tests (USD mn.)						0
PPE (USD mn.)						0
Therapeutics – Oxygen (USD mn.)						0
Therapeutics – Others (USD mn.)						0
IMF-WB Joint Debt Sustainability Analysis						
Risk of External Debt Distress						.
Risk of Overall Debt Distress						.
Date of Publication						.



COVID-19 Health Tools	Targets	LIC	LMIC	UMIC	HIC	Guinea
Vaccines						
Secured Vaccines (Doses, % of Population)	> 140	133.1	185.2	225.6	502.3	149.53
<i>Bilateral Deals</i>		2.3	52.9	130.3	475.7	17.04
<i>Direct Donations</i>		5.2	27.9	35.1	15.3	3.1
<i>COVAX</i>		114.3	87.6	37.1	9.2	100
<i>Other</i>		11.3	16.8	23.1	2.1	29.39
% of Population Fully Vaccinated as of Today		13.06	38.8	48.1	73.1	18.37
Percent of Delivered Vaccine Doses that were Administered		62.7	69.1	76.4	77.7	77.19
Current Rate of Daily Vaccination (per 100 people)		.22	.20	.23	.10	.14
COVAX AMC Allocation (Course, per 100 people)		22.8	27.4	7.3	0	33.5
Progress Towards 70% Full Vaccine Coverage						Off track
Diagnostics						
Daily Testing Rate (per 1000 people)	> 1	.06	.65	1.30	50.02	.03
Test Positivity Rate (% , 7-day average)	< 5	3.59	8.47	7.90	22.4	.53
Genomic Surveillance (Sequences Shared, % of Cases)	> 1-5	1.23	1.01	0.48	2.65	1.45
Financing for Vaccines, Diagnostics, Treatments, PPE						
AVAT orders placed						Yes
World Bank financing for vaccines (USD mn.)						28.2
Date approved						Jun 29, 2021
Date effective						Aug 17, 2021
ADB financing for vaccines (USD mn.)						.
Global Fund COVID-19 Response Mechanism						
PCR diagnostic tests (USD mn.)						0
RDT diagnostic tests (USD mn.)						0
PPE (USD mn.)						0
Therapeutics – Oxygen (USD mn.)						0
Therapeutics – Others (USD mn.)						0
IMF-WB Joint Debt Sustainability Analysis						
Risk of External Debt Distress						Moderate
Risk of Overall Debt Distress						Moderate
Date of Publication						Jun, 2021

COVID-19 Health Tools	Targets	LIC	LMIC	UMIC	HIC	Guinea-Bissau
Vaccines						
Secured Vaccines (Doses, % of Population)	> 140	133.1	185.2	225.6	502.3	161.53
Bilateral Deals		2.3	52.9	130.3	475.7	0
Direct Donations		5.2	27.9	35.1	15.3	25.4
COVAX		114.3	87.6	37.1	9.2	120
Other		11.3	16.8	23.1	2.1	16.13
% of Population Fully Vaccinated as of Today		13.06	38.8	48.1	73.1	16.94
Percent of Delivered Vaccine Doses that were Administered		62.7	69.1	76.4	77.7	56
Current Rate of Daily Vaccination (per 100 people)		.22	.20	.23	.10	0
COVAX AMC Allocation (Course, per 100 people)		22.8	27.4	7.3	0	26.44
Progress Towards 70% Full Vaccine Coverage						Off track
Diagnostics						
Daily Testing Rate (per 1000 people)	> 1	.06	.65	1.30	50.02	.1
Test Positivity Rate (% , 7-day average)	< 5	3.59	8.47	7.90	22.4	2.61
Genomic Surveillance (Sequences Shared, % of Cases)	> 1-5	1.23	1.01	0.48	2.65	.59
Financing for Vaccines, Diagnostics, Treatments, PPE						
AVAT orders placed						Yes
World Bank financing for vaccines (USD mn.)						5
Date approved						Jun 29, 2021
Date effective						.
ADB financing for vaccines (USD mn.)						.
Global Fund COVID-19 Response Mechanism						
PCR diagnostic tests (USD mn.)						.7
RDT diagnostic tests (USD mn.)						.1
PPE (USD mn.)						3.2
Therapeutics – Oxygen (USD mn.)						.9
Therapeutics – Others (USD mn.)						0
IMF-WB Joint Debt Sustainability Analysis						
Risk of External Debt Distress						High
Risk of Overall Debt Distress						High
Date of Publication						Jan, 2023

COVID-19 Health Tools	Targets	LIC	LMIC	UMIC	HIC	Guyana
Vaccines						
Secured Vaccines (Doses, % of Population)	> 140	133.1	185.2	225.6	502.3	240.26
Bilateral Deals		2.3	52.9	130.3	475.7	113.88
Direct Donations		5.2	27.9	35.1	15.3	42.27
COVAX		114.3	87.6	37.1	9.2	80
Other		11.3	16.8	23.1	2.1	4.11
% of Population Fully Vaccinated as of Today		13.06	38.8	48.1	73.1	45.76
Percent of Delivered Vaccine Doses that were Administered		62.7	69.1	76.4	77.7	83.59
Current Rate of Daily Vaccination (per 100 people)		.22	.20	.23	.10	.05
COVAX AMC Allocation (Course, per 100 people)		22.8	27.4	7.3	0	23.3
Progress Towards 70% Full Vaccine Coverage						Off track
Diagnostics						
Daily Testing Rate (per 1000 people)	> 1	.06	.65	1.30	50.02	1.07
Test Positivity Rate (% , 7-day average)	< 5	3.59	8.47	7.90	22.4	.
Genomic Surveillance (Sequences Shared, % of Cases)	> 1-5	1.23	1.01	0.48	2.65	.23
Financing for Vaccines, Diagnostics, Treatments, PPE						
AVAT orders placed						Yes
World Bank financing for vaccines (USD mn.)						5
Date approved						Jun 29, 2021
Date effective						Sep 30, 2021
ADB financing for vaccines (USD mn.)						.
Global Fund COVID-19 Response Mechanism						
PCR diagnostic tests (USD mn.)						.4
RDT diagnostic tests (USD mn.)						0
PPE (USD mn.)						0
Therapeutics – Oxygen (USD mn.)						1.1
Therapeutics – Others (USD mn.)						.2
IMF-WB Joint Debt Sustainability Analysis						
Risk of External Debt Distress						Moderate
Risk of Overall Debt Distress						Moderate
Date of Publication						Aug, 2019

COVID-19 Health Tools	Targets	LIC	LMIC	UMIC	HIC	Haiti
Vaccines						
Secured Vaccines (Doses, % of Population)	> 140	133.1	185.2	225.6	502.3	100
<i>Bilateral Deals</i>		2.3	52.9	130.3	475.7	0
<i>Direct Donations</i>		5.2	27.9	35.1	15.3	0
<i>COVAX</i>		114.3	87.6	37.1	9.2	100
<i>Other</i>		11.3	16.8	23.1	2.1	0
% of Population Fully Vaccinated as of Today		13.06	38.8	48.1	73.1	.99
Percent of Delivered Vaccine Doses that were Administered		62.7	69.1	76.4	77.7	31.93
Current Rate of Daily Vaccination (per 100 people)		.22	.20	.23	.10	.01
COVAX AMC Allocation (Course, per 100 people)		22.8	27.4	7.3	0	5.84
Progress Towards 70% Full Vaccine Coverage						Off track
Diagnostics						
Daily Testing Rate (per 1000 people)	> 1	.06	.65	1.30	50.02	.03
Test Positivity Rate (% , 7-day average)	< 5	3.59	8.47	7.90	22.4	1.34
Genomic Surveillance (Sequences Shared, % of Cases)	> 1-5	1.23	1.01	0.48	2.65	.61
Financing for Vaccines, Diagnostics, Treatments, PPE						
AVAT orders placed						.
World Bank financing for vaccines (USD mn.)						.
Date approved						.
Date effective						.
ADB financing for vaccines (USD mn.)						.
Global Fund COVID-19 Response Mechanism						
PCR diagnostic tests (USD mn.)						0
RDT diagnostic tests (USD mn.)						0
PPE (USD mn.)						0
Therapeutics – Oxygen (USD mn.)						0
Therapeutics – Others (USD mn.)						0
IMF-WB Joint Debt Sustainability Analysis						
Risk of External Debt Distress						High
Risk of Overall Debt Distress						High
Date of Publication						Apr, 2020

COVID-19 Health Tools	Targets	LIC	LMIC	UMIC	HIC	Honduras
Vaccines						
Secured Vaccines (Doses, % of Population)	> 140	133.1	185.2	225.6	502.3	212.05
<i>Bilateral Deals</i>		2.3	52.9	130.3	475.7	126.2
<i>Direct Donations</i>		5.2	27.9	35.1	15.3	5.84
<i>COVAX</i>		114.3	87.6	37.1	9.2	80
<i>Other</i>		11.3	16.8	23.1	2.1	0
% of Population Fully Vaccinated as of Today		13.06	38.8	48.1	73.1	45.54
Percent of Delivered Vaccine Doses that were Administered		62.7	69.1	76.4	77.7	90.91
Current Rate of Daily Vaccination (per 100 people)		.22	.20	.23	.10	.06
COVAX AMC Allocation (Course, per 100 people)		22.8	27.4	7.3	0	25.86
Progress Towards 70% Full Vaccine Coverage						Off track
Diagnostics						
Daily Testing Rate (per 1000 people)	> 1	.06	.65	1.30	50.02	.11
Test Positivity Rate (% , 7-day average)	< 5	3.59	8.47	7.90	22.4	.
Genomic Surveillance (Sequences Shared, % of Cases)	> 1-5	1.23	1.01	0.48	2.65	.05
Financing for Vaccines, Diagnostics, Treatments, PPE						
AVAT orders placed						.
World Bank financing for vaccines (USD mn.)						20
Date approved						Apr 16, 2021
Date effective						Sep 30, 2021
ADB financing for vaccines (USD mn.)						.
Global Fund COVID-19 Response Mechanism						
PCR diagnostic tests (USD mn.)						0
RDT diagnostic tests (USD mn.)						0
PPE (USD mn.)						0
Therapeutics – Oxygen (USD mn.)						0
Therapeutics – Others (USD mn.)						0
IMF-WB Joint Debt Sustainability Analysis						
Risk of External Debt Distress						Low
Risk of Overall Debt Distress						Low
Date of Publication						Sep, 2021



COVID-19 Health Tools	Targets	LIC	LMIC	UMIC	HIC	Hong Kong SAR, China
Vaccines						
Secured Vaccines (Doses, % of Population)	> 140	133.1	185.2	225.6	502.3	275.39
Bilateral Deals		2.3	52.9	130.3	475.7	275.39
Direct Donations		5.2	27.9	35.1	15.3	0
COVAX		114.3	87.6	37.1	9.2	0
Other		11.3	16.8	23.1	2.1	0
% of Population Fully Vaccinated as of Today		13.06	38.8	48.1	73.1	77.59
Percent of Delivered Vaccine Doses that were Administered		62.7	69.1	76.4	77.7	82.47
Current Rate of Daily Vaccination (per 100 people)		.22	.20	.23	.10	.66
COVAX AMC Allocation (Course, per 100 people)		22.8	27.4	7.3	0	.
Progress Towards 70% Full Vaccine Coverage						.
Diagnostics						
Daily Testing Rate (per 1000 people)	> 1	.06	.65	1.30	50.02	23.54
Test Positivity Rate (% , 7-day average)	< 5	3.59	8.47	7.90	22.4	24
Genomic Surveillance (Sequences Shared, % of Cases)	> 1-5	1.23	1.01	0.48	2.65	.
Financing for Vaccines, Diagnostics, Treatments, PPE						
AVAT orders placed						.
World Bank financing for vaccines (USD mn.)						.
Date approved						.
Date effective						.
ADB financing for vaccines (USD mn.)						.
Global Fund COVID-19 Response Mechanism						
PCR diagnostic tests (USD mn.)						.
RDT diagnostic tests (USD mn.)						.
PPE (USD mn.)						.
Therapeutics – Oxygen (USD mn.)						.
Therapeutics – Others (USD mn.)						.
IMF-WB Joint Debt Sustainability Analysis						
Risk of External Debt Distress						.
Risk of Overall Debt Distress						.
Date of Publication						.

COVID-19 Health Tools	Targets	LIC	LMIC	UMIC	HIC	Hungary
Vaccines						
Secured Vaccines (Doses, % of Population)	> 140	133.1	185.2	225.6	502.3	701.59
Bilateral Deals		2.3	52.9	130.3	475.7	701.59
Direct Donations		5.2	27.9	35.1	15.3	0
COVAX		114.3	87.6	37.1	9.2	0
Other		11.3	16.8	23.1	2.1	0
% of Population Fully Vaccinated as of Today		13.06	38.8	48.1	73.1	64.24
Percent of Delivered Vaccine Doses that were Administered		62.7	69.1	76.4	77.7	50.35
Current Rate of Daily Vaccination (per 100 people)		.22	.20	.23	.10	.03
COVAX AMC Allocation (Course, per 100 people)		22.8	27.4	7.3	0	.
Progress Towards 70% Full Vaccine Coverage						Off track
Diagnostics						
Daily Testing Rate (per 1000 people)	> 1	.06	.65	1.30	50.02	.92
Test Positivity Rate (% , 7-day average)	< 5	3.59	8.47	7.90	22.4	19.98
Genomic Surveillance (Sequences Shared, % of Cases)	> 1-5	1.23	1.01	0.48	2.65	.03
Financing for Vaccines, Diagnostics, Treatments, PPE						
AVAT orders placed						.
World Bank financing for vaccines (USD mn.)						.
Date approved						.
Date effective						.
ADB financing for vaccines (USD mn.)						.
Global Fund COVID-19 Response Mechanism						
PCR diagnostic tests (USD mn.)						.
RDT diagnostic tests (USD mn.)						.
PPE (USD mn.)						.
Therapeutics – Oxygen (USD mn.)						.
Therapeutics – Others (USD mn.)						.
IMF-WB Joint Debt Sustainability Analysis						
Risk of External Debt Distress						.
Risk of Overall Debt Distress						.
Date of Publication						.

COVID-19 Health Tools	Targets	LIC	LMIC	UMIC	HIC	Iceland
Vaccines						
Secured Vaccines (Doses, % of Population)	> 140	133.1	185.2	225.6	502.3	307.11
Bilateral Deals		2.3	52.9	130.3	475.7	307.11
Direct Donations		5.2	27.9	35.1	15.3	0
COVAX		114.3	87.6	37.1	9.2	0
Other		11.3	16.8	23.1	2.1	0
% of Population Fully Vaccinated as of Today		13.06	38.8	48.1	73.1	78.69
Percent of Delivered Vaccine Doses that were Administered		62.7	69.1	76.4	77.7	81.29
Current Rate of Daily Vaccination (per 100 people)		.22	.20	.23	.10	.02
COVAX AMC Allocation (Course, per 100 people)		22.8	27.4	7.3	0	.
Progress Towards 70% Full Vaccine Coverage						Goal met
Diagnostics						
Daily Testing Rate (per 1000 people)	> 1	.06	.65	1.30	50.02	3.62
Test Positivity Rate (% , 7-day average)	< 5	3.59	8.47	7.90	22.4	.
Genomic Surveillance (Sequences Shared, % of Cases)	> 1-5	1.23	1.01	0.48	2.65	5.37
Financing for Vaccines, Diagnostics, Treatments, PPE						
AVAT orders placed						.
World Bank financing for vaccines (USD mn.)						.
Date approved						.
Date effective						.
ADB financing for vaccines (USD mn.)						.
Global Fund COVID-19 Response Mechanism						
PCR diagnostic tests (USD mn.)						.
RDT diagnostic tests (USD mn.)						.
PPE (USD mn.)						.
Therapeutics – Oxygen (USD mn.)						.
Therapeutics – Others (USD mn.)						.
IMF-WB Joint Debt Sustainability Analysis						
Risk of External Debt Distress						.
Risk of Overall Debt Distress						.
Date of Publication						.

COVID-19 Health Tools	Targets	LIC	LMIC	UMIC	HIC	India
Vaccines						
Secured Vaccines (Doses, % of Population)	> 140	133.1	185.2	225.6	502.3	200.78
<i>Bilateral Deals</i>		2.3	52.9	130.3	475.7	179.13
<i>Direct Donations</i>		5.2	27.9	35.1	15.3	.12
<i>COVAX</i>		114.3	87.6	37.1	9.2	21.53
<i>Other</i>		11.3	16.8	23.1	2.1	0
% of Population Fully Vaccinated as of Today		13.06	38.8	48.1	73.1	59.97
Percent of Delivered Vaccine Doses that were Administered		62.7	69.1	76.4	77.7	90.9
Current Rate of Daily Vaccination (per 100 people)		.22	.20	.23	.10	.15
COVAX AMC Allocation (Course, per 100 people)		22.8	27.4	7.3	0	.
Progress Towards 70% Full Vaccine Coverage						On track
Diagnostics						
Daily Testing Rate (per 1000 people)	> 1	.06	.65	1.30	50.02	.34
Test Positivity Rate (% , 7-day average)	< 5	3.59	8.47	7.90	22.4	.22
Genomic Surveillance (Sequences Shared, % of Cases)	> 1-5	1.23	1.01	0.48	2.65	.39
Financing for Vaccines, Diagnostics, Treatments, PPE						
AVAT orders placed						.
World Bank financing for vaccines (USD mn.)						.
Date approved						.
Date effective						.
ADB financing for vaccines (USD mn.)						.
Global Fund COVID-19 Response Mechanism						
PCR diagnostic tests (USD mn.)						0
RDT diagnostic tests (USD mn.)						0
PPE (USD mn.)						0
Therapeutics – Oxygen (USD mn.)						75
Therapeutics – Others (USD mn.)						0
IMF-WB Joint Debt Sustainability Analysis						
Risk of External Debt Distress						.
Risk of Overall Debt Distress						.
Date of Publication						.

COVID-19 Health Tools	Targets	LIC	LMIC	UMIC	HIC	Indonesia
Vaccines						
Secured Vaccines (Doses, % of Population)	> 140	133.1	185.2	225.6	502.3	216.6
Bilateral Deals		2.3	52.9	130.3	475.7	128.71
Direct Donations		5.2	27.9	35.1	15.3	7.89
COVAX		114.3	87.6	37.1	9.2	80
Other		11.3	16.8	23.1	2.1	0
% of Population Fully Vaccinated as of Today		13.06	38.8	48.1	73.1	58.16
Percent of Delivered Vaccine Doses that were Administered		62.7	69.1	76.4	77.7	90.91
Current Rate of Daily Vaccination (per 100 people)		.22	.20	.23	.10	.35
COVAX AMC Allocation (Course, per 100 people)		22.8	27.4	7.3	0	30.12
Progress Towards 70% Full Vaccine Coverage						On track
Diagnostics						
Daily Testing Rate (per 1000 people)	> 1	.06	.65	1.30	50.02	.44
Test Positivity Rate (% , 7-day average)	< 5	3.59	8.47	7.90	22.4	8.37
Genomic Surveillance (Sequences Shared, % of Cases)	> 1-5	1.23	1.01	0.48	2.65	.38
Financing for Vaccines, Diagnostics, Treatments, PPE						
AVAT orders placed						.
World Bank financing for vaccines (USD mn.)						509.9
Date approved						Jun 17, 2021
Date effective						Aug 19, 2021
ADB financing for vaccines (USD mn.)						.
Global Fund COVID-19 Response Mechanism						
PCR diagnostic tests (USD mn.)						1
RDT diagnostic tests (USD mn.)						0
PPE (USD mn.)						3
Therapeutics – Oxygen (USD mn.)						6.8
Therapeutics – Others (USD mn.)						2.7
IMF-WB Joint Debt Sustainability Analysis						
Risk of External Debt Distress						.
Risk of Overall Debt Distress						.
Date of Publication						.



COVID-19 Health Tools	Targets	LIC	LMIC	UMIC	HIC	Iran, Islamic Rep
Vaccines						
Secured Vaccines (Doses, % of Population)	> 140	133.1	185.2	225.6	502.3	220.88
Bilateral Deals		2.3	52.9	130.3	475.7	188.04
Direct Donations		5.2	27.9	35.1	15.3	10.65
COVAX		114.3	87.6	37.1	9.2	22.19
Other		11.3	16.8	23.1	2.1	0
% of Population Fully Vaccinated as of Today		13.06	38.8	48.1	73.1	67.07
Percent of Delivered Vaccine Doses that were Administered		62.7	69.1	76.4	77.7	90.91
Current Rate of Daily Vaccination (per 100 people)		.22	.20	.23	.10	.12
COVAX AMC Allocation (Course, per 100 people)		22.8	27.4	7.3	0	.
Progress Towards 70% Full Vaccine Coverage						On track
Diagnostics						
Daily Testing Rate (per 1000 people)	> 1	.06	.65	1.30	50.02	.7
Test Positivity Rate (% , 7-day average)	< 5	3.59	8.47	7.90	22.4	4.01
Genomic Surveillance (Sequences Shared, % of Cases)	> 1-5	1.23	1.01	0.48	2.65	.02
Financing for Vaccines, Diagnostics, Treatments, PPE						
AVAT orders placed						.
World Bank financing for vaccines (USD mn.)						.
Date approved						.
Date effective						.
ADB financing for vaccines (USD mn.)						.
Global Fund COVID-19 Response Mechanism						
PCR diagnostic tests (USD mn.)						.2
RDT diagnostic tests (USD mn.)						.2
PPE (USD mn.)						.1
Therapeutics – Oxygen (USD mn.)						0
Therapeutics – Others (USD mn.)						.2
IMF-WB Joint Debt Sustainability Analysis						
Risk of External Debt Distress						.
Risk of Overall Debt Distress						.
Date of Publication						.

COVID-19 Health Tools	Targets	LIC	LMIC	UMIC	HIC	Iraq
Vaccines						
Secured Vaccines (Doses, % of Population)	> 140	133.1	185.2	225.6	502.3	94.68
Bilateral Deals		2.3	52.9	130.3	475.7	41.28
Direct Donations		5.2	27.9	35.1	15.3	1.82
COVAX		114.3	87.6	37.1	9.2	25.59
Other		11.3	16.8	23.1	2.1	25.98
% of Population Fully Vaccinated as of Today		13.06	38.8	48.1	73.1	17.59
Percent of Delivered Vaccine Doses that were Administered		62.7	69.1	76.4	77.7	90.9
Current Rate of Daily Vaccination (per 100 people)		.22	.20	.23	.10	.05
COVAX AMC Allocation (Course, per 100 people)		22.8	27.4	7.3	0	.
Progress Towards 70% Full Vaccine Coverage						Off track
Diagnostics						
Daily Testing Rate (per 1000 people)	> 1	.06	.65	1.30	50.02	.21
Test Positivity Rate (% , 7-day average)	< 5	3.59	8.47	7.90	22.4	5.02
Genomic Surveillance (Sequences Shared, % of Cases)	> 1-5	1.23	1.01	0.48	2.65	.02
Financing for Vaccines, Diagnostics, Treatments, PPE						
AVAT orders placed						.
World Bank financing for vaccines (USD mn.)						100
Date approved						Sep 24, 2021
Date effective						.
ADB financing for vaccines (USD mn.)						.
Global Fund COVID-19 Response Mechanism						
PCR diagnostic tests (USD mn.)						.
RDT diagnostic tests (USD mn.)						.
PPE (USD mn.)						.
Therapeutics – Oxygen (USD mn.)						.
Therapeutics – Others (USD mn.)						.
IMF-WB Joint Debt Sustainability Analysis						
Risk of External Debt Distress						.
Risk of Overall Debt Distress						.
Date of Publication						.

COVID-19 Health Tools	Targets	LIC	LMIC	UMIC	HIC	Ireland
Vaccines						
Secured Vaccines (Doses, % of Population)	> 140	133.1	185.2	225.6	502.3	628.94
Bilateral Deals		2.3	52.9	130.3	475.7	628.94
Direct Donations		5.2	27.9	35.1	15.3	0
COVAX		114.3	87.6	37.1	9.2	0
Other		11.3	16.8	23.1	2.1	0
% of Population Fully Vaccinated as of Today		13.06	38.8	48.1	73.1	80.54
Percent of Delivered Vaccine Doses that were Administered		62.7	69.1	76.4	77.7	87.23
Current Rate of Daily Vaccination (per 100 people)		.22	.20	.23	.10	.1
COVAX AMC Allocation (Course, per 100 people)		22.8	27.4	7.3	0	.
Progress Towards 70% Full Vaccine Coverage						Goal met
Diagnostics						
Daily Testing Rate (per 1000 people)	> 1	.06	.65	1.30	50.02	2.32
Test Positivity Rate (% , 7-day average)	< 5	3.59	8.47	7.90	22.4	38.81
Genomic Surveillance (Sequences Shared, % of Cases)	> 1-5	1.23	1.01	0.48	2.65	4.29
Financing for Vaccines, Diagnostics, Treatments, PPE						
AVAT orders placed						.
World Bank financing for vaccines (USD mn.)						.
Date approved						.
Date effective						.
ADB financing for vaccines (USD mn.)						.
Global Fund COVID-19 Response Mechanism						
PCR diagnostic tests (USD mn.)						.
RDT diagnostic tests (USD mn.)						.
PPE (USD mn.)						.
Therapeutics – Oxygen (USD mn.)						.
Therapeutics – Others (USD mn.)						.
IMF-WB Joint Debt Sustainability Analysis						
Risk of External Debt Distress						.
Risk of Overall Debt Distress						.
Date of Publication						.

COVID-19 Health Tools	Targets	LIC	LMIC	UMIC	HIC	Isle of Man
Vaccines						
Secured Vaccines (Doses, % of Population)	> 140	133.1	185.2	225.6	502.3	.
Bilateral Deals		2.3	52.9	130.3	475.7	.
Direct Donations		5.2	27.9	35.1	15.3	.
COVAX		114.3	87.6	37.1	9.2	.
Other		11.3	16.8	23.1	2.1	.
% of Population Fully Vaccinated as of Today		13.06	38.8	48.1	73.1	78.47
Percent of Delivered Vaccine Doses that were Administered		62.7	69.1	76.4	77.7	.
Current Rate of Daily Vaccination (per 100 people)		.22	.20	.23	.10	.03
COVAX AMC Allocation (Course, per 100 people)		22.8	27.4	7.3	0	.
Progress Towards 70% Full Vaccine Coverage						.
Diagnostics						
Daily Testing Rate (per 1000 people)	> 1	.06	.65	1.30	50.02	.
Test Positivity Rate (% , 7-day average)	< 5	3.59	8.47	7.90	22.4	.
Genomic Surveillance (Sequences Shared, % of Cases)	> 1-5	1.23	1.01	0.48	2.65	.
Financing for Vaccines, Diagnostics, Treatments, PPE						
AVAT orders placed						.
World Bank financing for vaccines (USD mn.)						.
Date approved						.
Date effective						.
ADB financing for vaccines (USD mn.)						.
Global Fund COVID-19 Response Mechanism						
PCR diagnostic tests (USD mn.)						.
RDT diagnostic tests (USD mn.)						.
PPE (USD mn.)						.
Therapeutics – Oxygen (USD mn.)						.
Therapeutics – Others (USD mn.)						.
IMF-WB Joint Debt Sustainability Analysis						
Risk of External Debt Distress						.
Risk of Overall Debt Distress						.
Date of Publication						.

COVID-19 Health Tools	Targets	LIC	LMIC	UMIC	HIC	Israel
Vaccines						
Secured Vaccines (Doses, % of Population)	> 140	133.1	185.2	225.6	502.3	554.05
<i>Bilateral Deals</i>		2.3	52.9	130.3	475.7	554.05
<i>Direct Donations</i>		5.2	27.9	35.1	15.3	0
<i>COVAX</i>		114.3	87.6	37.1	9.2	0
<i>Other</i>		11.3	16.8	23.1	2.1	0
% of Population Fully Vaccinated as of Today		13.06	38.8	48.1	73.1	65.99
Percent of Delivered Vaccine Doses that were Administered		62.7	69.1	76.4	77.7	90.91
Current Rate of Daily Vaccination (per 100 people)		.22	.20	.23	.10	.03
COVAX AMC Allocation (Course, per 100 people)		22.8	27.4	7.3	0	.
Progress Towards 70% Full Vaccine Coverage						Goal met
Diagnostics						
Daily Testing Rate (per 1000 people)	> 1	.06	.65	1.30	50.02	41.82
Test Positivity Rate (%, 7-day average)	< 5	3.59	8.47	7.90	22.4	18.2
Genomic Surveillance (Sequences Shared, % of Cases)	> 1-5	1.23	1.01	0.48	2.65	1.47
Financing for Vaccines, Diagnostics, Treatments, PPE						
AVAT orders placed						.
World Bank financing for vaccines (USD mn.)						.
Date approved						.
Date effective						.
ADB financing for vaccines (USD mn.)						.
Global Fund COVID-19 Response Mechanism						
PCR diagnostic tests (USD mn.)						.
RDT diagnostic tests (USD mn.)						.
PPE (USD mn.)						.
Therapeutics – Oxygen (USD mn.)						.
Therapeutics – Others (USD mn.)						.
IMF-WB Joint Debt Sustainability Analysis						
Risk of External Debt Distress						.
Risk of Overall Debt Distress						.
Date of Publication						.



COVID-19 Health Tools	Targets	LIC	LMIC	UMIC	HIC	Italy
Vaccines						
Secured Vaccines (Doses, % of Population)	> 140	133.1	185.2	225.6	502.3	744.89
Bilateral Deals		2.3	52.9	130.3	475.7	744.89
Direct Donations		5.2	27.9	35.1	15.3	0
COVAX		114.3	87.6	37.1	9.2	0
Other		11.3	16.8	23.1	2.1	0
% of Population Fully Vaccinated as of Today		13.06	38.8	48.1	73.1	79.26
Percent of Delivered Vaccine Doses that were Administered		62.7	69.1	76.4	77.7	95.79
Current Rate of Daily Vaccination (per 100 people)		.22	.20	.23	.10	.06
COVAX AMC Allocation (Course, per 100 people)		22.8	27.4	7.3	0	.
Progress Towards 70% Full Vaccine Coverage						Goal met
Diagnostics						
Daily Testing Rate (per 1000 people)	> 1	.06	.65	1.30	50.02	10.46
Test Positivity Rate (% , 7-day average)	< 5	3.59	8.47	7.90	22.4	14.85
Genomic Surveillance (Sequences Shared, % of Cases)	> 1-5	1.23	1.01	0.48	2.65	.73
Financing for Vaccines, Diagnostics, Treatments, PPE						
AVAT orders placed						.
World Bank financing for vaccines (USD mn.)						.
Date approved						.
Date effective						.
ADB financing for vaccines (USD mn.)						.
Global Fund COVID-19 Response Mechanism						
PCR diagnostic tests (USD mn.)						.
RDT diagnostic tests (USD mn.)						.
PPE (USD mn.)						.
Therapeutics – Oxygen (USD mn.)						.
Therapeutics – Others (USD mn.)						.
IMF-WB Joint Debt Sustainability Analysis						
Risk of External Debt Distress						.
Risk of Overall Debt Distress						.
Date of Publication						.

COVID-19 Health Tools	Targets	LIC	LMIC	UMIC	HIC	Jamaica
Vaccines						
Secured Vaccines (Doses, % of Population)	> 140	133.1	185.2	225.6	502.3	182.24
Bilateral Deals		2.3	52.9	130.3	475.7	0
Direct Donations		5.2	27.9	35.1	15.3	53.6
COVAX		114.3	87.6	37.1	9.2	62.31
Other		11.3	16.8	23.1	2.1	66.33
% of Population Fully Vaccinated as of Today		13.06	38.8	48.1	73.1	22.76
Percent of Delivered Vaccine Doses that were Administered		62.7	69.1	76.4	77.7	38.14
Current Rate of Daily Vaccination (per 100 people)		.22	.20	.23	.10	.03
COVAX AMC Allocation (Course, per 100 people)		22.8	27.4	7.3	0	.
Progress Towards 70% Full Vaccine Coverage						Off track
Diagnostics						
Daily Testing Rate (per 1000 people)	> 1	.06	.65	1.30	50.02	.39
Test Positivity Rate (% , 7-day average)	< 5	3.59	8.47	7.90	22.4	.9
Genomic Surveillance (Sequences Shared, % of Cases)	> 1-5	1.23	1.01	0.48	2.65	.81
Financing for Vaccines, Diagnostics, Treatments, PPE						
AVAT orders placed						Yes
World Bank financing for vaccines (USD mn.)						.
Date approved						.
Date effective						.
ADB financing for vaccines (USD mn.)						.
Global Fund COVID-19 Response Mechanism						
PCR diagnostic tests (USD mn.)						.
RDT diagnostic tests (USD mn.)						.
PPE (USD mn.)						.
Therapeutics – Oxygen (USD mn.)						.
Therapeutics – Others (USD mn.)						.
IMF-WB Joint Debt Sustainability Analysis						
Risk of External Debt Distress						.
Risk of Overall Debt Distress						.
Date of Publication						.

COVID-19 Health Tools	Targets	LIC	LMIC	UMIC	HIC	Japan
Vaccines						
Secured Vaccines (Doses, % of Population)	> 140	133.1	185.2	225.6	502.3	699.72
Bilateral Deals		2.3	52.9	130.3	475.7	699.72
Direct Donations		5.2	27.9	35.1	15.3	0
COVAX		114.3	87.6	37.1	9.2	0
Other		11.3	16.8	23.1	2.1	0
% of Population Fully Vaccinated as of Today		13.06	38.8	48.1	73.1	79.98
Percent of Delivered Vaccine Doses that were Administered		62.7	69.1	76.4	77.7	97.99
Current Rate of Daily Vaccination (per 100 people)		.22	.20	.23	.10	.55
COVAX AMC Allocation (Course, per 100 people)		22.8	27.4	7.3	0	.
Progress Towards 70% Full Vaccine Coverage						Goal met
Diagnostics						
Daily Testing Rate (per 1000 people)	> 1	.06	.65	1.30	50.02	1.02
Test Positivity Rate (% , 7-day average)	< 5	3.59	8.47	7.90	22.4	36.83
Genomic Surveillance (Sequences Shared, % of Cases)	> 1-5	1.23	1.01	0.48	2.65	3.7
Financing for Vaccines, Diagnostics, Treatments, PPE						
AVAT orders placed						.
World Bank financing for vaccines (USD mn.)						.
Date approved						.
Date effective						.
ADB financing for vaccines (USD mn.)						.
Global Fund COVID-19 Response Mechanism						
PCR diagnostic tests (USD mn.)						.
RDT diagnostic tests (USD mn.)						.
PPE (USD mn.)						.
Therapeutics – Oxygen (USD mn.)						.
Therapeutics – Others (USD mn.)						.
IMF-WB Joint Debt Sustainability Analysis						
Risk of External Debt Distress						.
Risk of Overall Debt Distress						.
Date of Publication						.

COVID-19 Health Tools	Targets	LIC	LMIC	UMIC	HIC	Jordan
Vaccines						
Secured Vaccines (Doses, % of Population)	> 140	133.1	185.2	225.6	502.3	128.33
Bilateral Deals		2.3	52.9	130.3	475.7	111.99
Direct Donations		5.2	27.9	35.1	15.3	11.69
COVAX		114.3	87.6	37.1	9.2	4.65
Other		11.3	16.8	23.1	2.1	0
% of Population Fully Vaccinated as of Today		13.06	38.8	48.1	73.1	43.4
Percent of Delivered Vaccine Doses that were Administered		62.7	69.1	76.4	77.7	90.91
Current Rate of Daily Vaccination (per 100 people)		.22	.20	.23	.10	.05
COVAX AMC Allocation (Course, per 100 people)		22.8	27.4	7.3	0	.
Progress Towards 70% Full Vaccine Coverage						Off track
Diagnostics						
Daily Testing Rate (per 1000 people)	> 1	.06	.65	1.30	50.02	4.23
Test Positivity Rate (% , 7-day average)	< 5	3.59	8.47	7.90	22.4	13.01
Genomic Surveillance (Sequences Shared, % of Cases)	> 1-5	1.23	1.01	0.48	2.65	.08
Financing for Vaccines, Diagnostics, Treatments, PPE						
AVAT orders placed						.
World Bank financing for vaccines (USD mn.)						63.75
Date approved						Jun 16, 2021
Date effective						Oct 5, 2021
ADB financing for vaccines (USD mn.)						.
Global Fund COVID-19 Response Mechanism						
PCR diagnostic tests (USD mn.)						.
RDT diagnostic tests (USD mn.)						.
PPE (USD mn.)						.
Therapeutics – Oxygen (USD mn.)						.
Therapeutics – Others (USD mn.)						.
IMF-WB Joint Debt Sustainability Analysis						
Risk of External Debt Distress						.
Risk of Overall Debt Distress						.
Date of Publication						.

COVID-19 Health Tools	Targets	LIC	LMIC	UMIC	HIC	Kazakhstan
Vaccines						
Secured Vaccines (Doses, % of Population)	> 140	133.1	185.2	225.6	502.3	140
<i>Bilateral Deals</i>		2.3	52.9	130.3	475.7	74.91
<i>Direct Donations</i>		5.2	27.9	35.1	15.3	0
<i>COVAX</i>		114.3	87.6	37.1	9.2	0
<i>Other</i>		11.3	16.8	23.1	2.1	65.09
% of Population Fully Vaccinated as of Today		13.06	38.8	48.1	73.1	48.35
Percent of Delivered Vaccine Doses that were Administered		62.7	69.1	76.4	77.7	90.91
Current Rate of Daily Vaccination (per 100 people)		.22	.20	.23	.10	.15
COVAX AMC Allocation (Course, per 100 people)		22.8	27.4	7.3	0	.
Progress Towards 70% Full Vaccine Coverage						Off track
Diagnostics						
Daily Testing Rate (per 1000 people)	> 1	.06	.65	1.30	50.02	4
Test Positivity Rate (% , 7-day average)	< 5	3.59	8.47	7.90	22.4	.
Genomic Surveillance (Sequences Shared, % of Cases)	> 1-5	1.23	1.01	0.48	2.65	.04
Financing for Vaccines, Diagnostics, Treatments, PPE						
AVAT orders placed						.
World Bank financing for vaccines (USD mn.)						.
Date approved						.
Date effective						.
ADB financing for vaccines (USD mn.)						.
Global Fund COVID-19 Response Mechanism						
PCR diagnostic tests (USD mn.)						.3
RDT diagnostic tests (USD mn.)						0
PPE (USD mn.)						2
Therapeutics – Oxygen (USD mn.)						0
Therapeutics – Others (USD mn.)						.6
IMF-WB Joint Debt Sustainability Analysis						
Risk of External Debt Distress						.
Risk of Overall Debt Distress						.
Date of Publication						.



COVID-19 Health Tools	Targets	LIC	LMIC	UMIC	HIC	Kenya
Vaccines						
Secured Vaccines (Doses, % of Population)	> 140	133.1	185.2	225.6	502.3	117.39
Bilateral Deals		2.3	52.9	130.3	475.7	0
Direct Donations		5.2	27.9	35.1	15.3	13.14
COVAX		114.3	87.6	37.1	9.2	80
Other		11.3	16.8	23.1	2.1	24.25
% of Population Fully Vaccinated as of Today		13.06	38.8	48.1	73.1	14.86
Percent of Delivered Vaccine Doses that were Administered		62.7	69.1	76.4	77.7	70.76
Current Rate of Daily Vaccination (per 100 people)		.22	.20	.23	.10	.05
COVAX AMC Allocation (Course, per 100 people)		22.8	27.4	7.3	0	28.8
Progress Towards 70% Full Vaccine Coverage						Off track
Diagnostics						
Daily Testing Rate (per 1000 people)	> 1	.06	.65	1.30	50.02	.07
Test Positivity Rate (% , 7-day average)	< 5	3.59	8.47	7.90	22.4	.3
Genomic Surveillance (Sequences Shared, % of Cases)	> 1-5	1.23	1.01	0.48	2.65	2.59
Financing for Vaccines, Diagnostics, Treatments, PPE						
AVAT orders placed						Yes
World Bank financing for vaccines (USD mn.)						130
Date approved						Jun 28, 2021
Date effective						Oct 13, 2021
ADB financing for vaccines (USD mn.)						.
Global Fund COVID-19 Response Mechanism						
PCR diagnostic tests (USD mn.)						13
RDT diagnostic tests (USD mn.)						8.9
PPE (USD mn.)						6.7
Therapeutics – Oxygen (USD mn.)						41.5
Therapeutics – Others (USD mn.)						0
IMF-WB Joint Debt Sustainability Analysis						
Risk of External Debt Distress						High
Risk of Overall Debt Distress						High
Date of Publication						Apr, 2021

COVID-19 Health Tools	Targets	LIC	LMIC	UMIC	HIC	Kiribati
Vaccines						
Secured Vaccines (Doses, % of Population)	> 140	133.1	185.2	225.6	502.3	214.86
<i>Bilateral Deals</i>		2.3	52.9	130.3	475.7	0
<i>Direct Donations</i>		5.2	27.9	35.1	15.3	84.85
<i>COVAX</i>		114.3	87.6	37.1	9.2	130.01
<i>Other</i>		11.3	16.8	23.1	2.1	0
% of Population Fully Vaccinated as of Today		13.06	38.8	48.1	73.1	45.58
Percent of Delivered Vaccine Doses that were Administered		62.7	69.1	76.4	77.7	66.06
Current Rate of Daily Vaccination (per 100 people)		.22	.20	.23	.10	.16
COVAX AMC Allocation (Course, per 100 people)		22.8	27.4	7.3	0	54.7
Progress Towards 70% Full Vaccine Coverage						Off track
Diagnostics						
Daily Testing Rate (per 1000 people)	> 1	.06	.65	1.30	50.02	.
Test Positivity Rate (% , 7-day average)	< 5	3.59	8.47	7.90	22.4	.
Genomic Surveillance (Sequences Shared, % of Cases)	> 1-5	1.23	1.01	0.48	2.65	.
Financing for Vaccines, Diagnostics, Treatments, PPE						
AVAT orders placed						.
World Bank financing for vaccines (USD mn.)						.
Date approved						.
Date effective						.
ADB financing for vaccines (USD mn.)						.
Global Fund COVID-19 Response Mechanism						
PCR diagnostic tests (USD mn.)						.
RDT diagnostic tests (USD mn.)						.
PPE (USD mn.)						.
Therapeutics – Oxygen (USD mn.)						.
Therapeutics – Others (USD mn.)						.
IMF-WB Joint Debt Sustainability Analysis						
Risk of External Debt Distress						High
Risk of Overall Debt Distress						High
Date of Publication						Jan, 2019

COVID-19 Health Tools	Targets	LIC	LMIC	UMIC	HIC	Korea, Rep
Vaccines						
Secured Vaccines (Doses, % of Population)	> 140	133.1	185.2	225.6	502.3	441.24
Bilateral Deals		2.3	52.9	130.3	475.7	432.7
Direct Donations		5.2	27.9	35.1	15.3	3.63
COVAX		114.3	87.6	37.1	9.2	4.91
Other		11.3	16.8	23.1	2.1	0
% of Population Fully Vaccinated as of Today		13.06	38.8	48.1	73.1	86.75
Percent of Delivered Vaccine Doses that were Administered		62.7	69.1	76.4	77.7	89.1
Current Rate of Daily Vaccination (per 100 people)		.22	.20	.23	.10	.06
COVAX AMC Allocation (Course, per 100 people)		22.8	27.4	7.3	0	.
Progress Towards 70% Full Vaccine Coverage						Goal met
Diagnostics						
Daily Testing Rate (per 1000 people)	> 1	.06	.65	1.30	50.02	.86
Test Positivity Rate (% , 7-day average)	< 5	3.59	8.47	7.90	22.4	66.5
Genomic Surveillance (Sequences Shared, % of Cases)	> 1-5	1.23	1.01	0.48	2.65	.28
Financing for Vaccines, Diagnostics, Treatments, PPE						
AVAT orders placed						.
World Bank financing for vaccines (USD mn.)						.
Date approved						.
Date effective						.
ADB financing for vaccines (USD mn.)						.
Global Fund COVID-19 Response Mechanism						
PCR diagnostic tests (USD mn.)						.
RDT diagnostic tests (USD mn.)						.
PPE (USD mn.)						.
Therapeutics – Oxygen (USD mn.)						.
Therapeutics – Others (USD mn.)						.
IMF-WB Joint Debt Sustainability Analysis						
Risk of External Debt Distress						.
Risk of Overall Debt Distress						.
Date of Publication						.

COVID-19 Health Tools	Targets	LIC	LMIC	UMIC	HIC	Kuwait
Vaccines						
Secured Vaccines (Doses, % of Population)	> 140	133.1	185.2	225.6	502.3	200.24
Bilateral Deals		2.3	52.9	130.3	475.7	199.43
Direct Donations		5.2	27.9	35.1	15.3	0
COVAX		114.3	87.6	37.1	9.2	.81
Other		11.3	16.8	23.1	2.1	0
% of Population Fully Vaccinated as of Today		13.06	38.8	48.1	73.1	75.94
Percent of Delivered Vaccine Doses that were Administered		62.7	69.1	76.4	77.7	90.91
Current Rate of Daily Vaccination (per 100 people)		.22	.20	.23	.10	.14
COVAX AMC Allocation (Course, per 100 people)		22.8	27.4	7.3	0	.
Progress Towards 70% Full Vaccine Coverage						Goal met
Diagnostics						
Daily Testing Rate (per 1000 people)	> 1	.06	.65	1.30	50.02	2.12
Test Positivity Rate (% , 7-day average)	< 5	3.59	8.47	7.90	22.4	5.97
Genomic Surveillance (Sequences Shared, % of Cases)	> 1-5	1.23	1.01	0.48	2.65	.08
Financing for Vaccines, Diagnostics, Treatments, PPE						
AVAT orders placed						.
World Bank financing for vaccines (USD mn.)						.
Date approved						.
Date effective						.
ADB financing for vaccines (USD mn.)						.
Global Fund COVID-19 Response Mechanism						
PCR diagnostic tests (USD mn.)						.
RDT diagnostic tests (USD mn.)						.
PPE (USD mn.)						.
Therapeutics – Oxygen (USD mn.)						.
Therapeutics – Others (USD mn.)						.
IMF-WB Joint Debt Sustainability Analysis						
Risk of External Debt Distress						.
Risk of Overall Debt Distress						.
Date of Publication						.

COVID-19 Health Tools	Targets	LIC	LMIC	UMIC	HIC	Kyrgyz Republic
Vaccines						
Secured Vaccines (Doses, % of Population)	> 140	133.1	185.2	225.6	502.3	155.81
Bilateral Deals		2.3	52.9	130.3	475.7	36.66
Direct Donations		5.2	27.9	35.1	15.3	36.14
COVAX		114.3	87.6	37.1	9.2	80
Other		11.3	16.8	23.1	2.1	3.02
% of Population Fully Vaccinated as of Today		13.06	38.8	48.1	73.1	18.83
Percent of Delivered Vaccine Doses that were Administered		62.7	69.1	76.4	77.7	48.75
Current Rate of Daily Vaccination (per 100 people)		.22	.20	.23	.10	.07
COVAX AMC Allocation (Course, per 100 people)		22.8	27.4	7.3	0	16.34
Progress Towards 70% Full Vaccine Coverage						Off track
Diagnostics						
Daily Testing Rate (per 1000 people)	> 1	.06	.65	1.30	50.02	3.39
Test Positivity Rate (% , 7-day average)	< 5	3.59	8.47	7.90	22.4	.
Genomic Surveillance (Sequences Shared, % of Cases)	> 1-5	1.23	1.01	0.48	2.65	.06
Financing for Vaccines, Diagnostics, Treatments, PPE						
AVAT orders placed						.
World Bank financing for vaccines (USD mn.)						20
Date approved						Jun 3, 2021
Date effective						Sep 22, 2021
ADB financing for vaccines (USD mn.)						.
Global Fund COVID-19 Response Mechanism						
PCR diagnostic tests (USD mn.)						.6
RDT diagnostic tests (USD mn.)						.1
PPE (USD mn.)						.4
Therapeutics – Oxygen (USD mn.)						0
Therapeutics – Others (USD mn.)						2.6
IMF-WB Joint Debt Sustainability Analysis						
Risk of External Debt Distress						Moderate
Risk of Overall Debt Distress						Moderate
Date of Publication						Jun, 2021



COVID-19 Health Tools	Targets	LIC	LMIC	UMIC	HIC	Lao PDR
Vaccines						
Secured Vaccines (Doses, % of Population)	> 140	133.1	185.2	225.6	502.3	225.21
Bilateral Deals		2.3	52.9	130.3	475.7	0
Direct Donations		5.2	27.9	35.1	15.3	125.21
COVAX		114.3	87.6	37.1	9.2	100
Other		11.3	16.8	23.1	2.1	0
% of Population Fully Vaccinated as of Today		13.06	38.8	48.1	73.1	62.06
Percent of Delivered Vaccine Doses that were Administered		62.7	69.1	76.4	77.7	64.44
Current Rate of Daily Vaccination (per 100 people)		.22	.20	.23	.10	.24
COVAX AMC Allocation (Course, per 100 people)		22.8	27.4	7.3	0	56.44
Progress Towards 70% Full Vaccine Coverage						On track
Diagnostics						
Daily Testing Rate (per 1000 people)	> 1	.06	.65	1.30	50.02	.12
Test Positivity Rate (% , 7-day average)	< 5	3.59	8.47	7.90	22.4	87.67
Genomic Surveillance (Sequences Shared, % of Cases)	> 1-5	1.23	1.01	0.48	2.65	.01
Financing for Vaccines, Diagnostics, Treatments, PPE						
AVAT orders placed						.
World Bank financing for vaccines (USD mn.)						15
Date approved						Jun 9, 2021
Date effective						Jul 22, 2021
ADB financing for vaccines (USD mn.)						.
Global Fund COVID-19 Response Mechanism						
PCR diagnostic tests (USD mn.)						.7
RDT diagnostic tests (USD mn.)						.8
PPE (USD mn.)						1.3
Therapeutics – Oxygen (USD mn.)						.8
Therapeutics – Others (USD mn.)						.3
IMF-WB Joint Debt Sustainability Analysis						
Risk of External Debt Distress						High
Risk of Overall Debt Distress						High
Date of Publication						Aug, 2019

COVID-19 Health Tools	Targets	LIC	LMIC	UMIC	HIC	Latvia
Vaccines						
Secured Vaccines (Doses, % of Population)	> 140	133.1	185.2	225.6	502.3	639.72
<i>Bilateral Deals</i>		2.3	52.9	130.3	475.7	628.94
<i>Direct Donations</i>		5.2	27.9	35.1	15.3	10.78
<i>COVAX</i>		114.3	87.6	37.1	9.2	0
<i>Other</i>		11.3	16.8	23.1	2.1	0
% of Population Fully Vaccinated as of Today		13.06	38.8	48.1	73.1	69.78
Percent of Delivered Vaccine Doses that were Administered		62.7	69.1	76.4	77.7	59.03
Current Rate of Daily Vaccination (per 100 people)		.22	.20	.23	.10	.02
COVAX AMC Allocation (Course, per 100 people)		22.8	27.4	7.3	0	.
Progress Towards 70% Full Vaccine Coverage						On track
Diagnostics						
Daily Testing Rate (per 1000 people)	> 1	.06	.65	1.30	50.02	2.59
Test Positivity Rate (% , 7-day average)	< 5	3.59	8.47	7.90	22.4	27.79
Genomic Surveillance (Sequences Shared, % of Cases)	> 1-5	1.23	1.01	0.48	2.65	1.62
Financing for Vaccines, Diagnostics, Treatments, PPE						
AVAT orders placed						.
World Bank financing for vaccines (USD mn.)						.
Date approved						.
Date effective						.
ADB financing for vaccines (USD mn.)						.
Global Fund COVID-19 Response Mechanism						
PCR diagnostic tests (USD mn.)						.
RDT diagnostic tests (USD mn.)						.
PPE (USD mn.)						.
Therapeutics – Oxygen (USD mn.)						.
Therapeutics – Others (USD mn.)						.
IMF-WB Joint Debt Sustainability Analysis						
Risk of External Debt Distress						.
Risk of Overall Debt Distress						.
Date of Publication						.

COVID-19 Health Tools	Targets	LIC	LMIC	UMIC	HIC	Lebanon
Vaccines						
Secured Vaccines (Doses, % of Population)	> 140	133.1	185.2	225.6	502.3	85.98
Bilateral Deals		2.3	52.9	130.3	475.7	16.33
Direct Donations		5.2	27.9	35.1	15.3	12.37
COVAX		114.3	87.6	37.1	9.2	24.03
Other		11.3	16.8	23.1	2.1	33.25
% of Population Fully Vaccinated as of Today		13.06	38.8	48.1	73.1	32.62
Percent of Delivered Vaccine Doses that were Administered		62.7	69.1	76.4	77.7	90.9
Current Rate of Daily Vaccination (per 100 people)		.22	.20	.23	.10	.03
COVAX AMC Allocation (Course, per 100 people)		22.8	27.4	7.3	0	.
Progress Towards 70% Full Vaccine Coverage						Off track
Diagnostics						
Daily Testing Rate (per 1000 people)	> 1	.06	.65	1.30	50.02	2.17
Test Positivity Rate (% , 7-day average)	< 5	3.59	8.47	7.90	22.4	.
Genomic Surveillance (Sequences Shared, % of Cases)	> 1-5	1.23	1.01	0.48	2.65	.13
Financing for Vaccines, Diagnostics, Treatments, PPE						
AVAT orders placed						.
World Bank financing for vaccines (USD mn.)						34
Date approved						Jan 20, 2021
Date effective						.
ADB financing for vaccines (USD mn.)						.
Global Fund COVID-19 Response Mechanism						
PCR diagnostic tests (USD mn.)						.
RDT diagnostic tests (USD mn.)						.
PPE (USD mn.)						.
Therapeutics – Oxygen (USD mn.)						.
Therapeutics – Others (USD mn.)						.
IMF-WB Joint Debt Sustainability Analysis						
Risk of External Debt Distress						.
Risk of Overall Debt Distress						.
Date of Publication						.

COVID-19 Health Tools	Targets	LIC	LMIC	UMIC	HIC	Lesotho
Vaccines						
Secured Vaccines (Doses, % of Population)	> 140	133.1	185.2	225.6	502.3	172.9
Bilateral Deals		2.3	52.9	130.3	475.7	9.26
Direct Donations		5.2	27.9	35.1	15.3	12.2
COVAX		114.3	87.6	37.1	9.2	80
Other		11.3	16.8	23.1	2.1	71.44
% of Population Fully Vaccinated as of Today		13.06	38.8	48.1	73.1	33.7
Percent of Delivered Vaccine Doses that were Administered		62.7	69.1	76.4	77.7	55.99
Current Rate of Daily Vaccination (per 100 people)		.22	.20	.23	.10	.06
COVAX AMC Allocation (Course, per 100 people)		22.8	27.4	7.3	0	32.72
Progress Towards 70% Full Vaccine Coverage						Off track
Diagnostics						
Daily Testing Rate (per 1000 people)	> 1	.06	.65	1.30	50.02	.26
Test Positivity Rate (% , 7-day average)	< 5	3.59	8.47	7.90	22.4	.39
Genomic Surveillance (Sequences Shared, % of Cases)	> 1-5	1.23	1.01	0.48	2.65	.07
Financing for Vaccines, Diagnostics, Treatments, PPE						
AVAT orders placed						Yes
World Bank financing for vaccines (USD mn.)						25.5
Date approved						Jun 1, 2021
Date effective						Jun 30, 2021
ADB financing for vaccines (USD mn.)						.
Global Fund COVID-19 Response Mechanism						
PCR diagnostic tests (USD mn.)						0
RDT diagnostic tests (USD mn.)						0
PPE (USD mn.)						0
Therapeutics – Oxygen (USD mn.)						0
Therapeutics – Others (USD mn.)						0
IMF-WB Joint Debt Sustainability Analysis						
Risk of External Debt Distress						Moderate
Risk of Overall Debt Distress						Moderate
Date of Publication						Jul, 2020

COVID-19 Health Tools	Targets	LIC	LMIC	UMIC	HIC	Liberia
Vaccines						
Secured Vaccines (Doses, % of Population)	> 140	133.1	185.2	225.6	502.3	127.98
<i>Bilateral Deals</i>		2.3	52.9	130.3	475.7	0
<i>Direct Donations</i>		5.2	27.9	35.1	15.3	.52
<i>COVAX</i>		114.3	87.6	37.1	9.2	120
<i>Other</i>		11.3	16.8	23.1	2.1	7.46
% of Population Fully Vaccinated as of Today		13.06	38.8	48.1	73.1	20.94
Percent of Delivered Vaccine Doses that were Administered		62.7	69.1	76.4	77.7	100
Current Rate of Daily Vaccination (per 100 people)		.22	.20	.23	.10	1.5
COVAX AMC Allocation (Course, per 100 people)		22.8	27.4	7.3	0	22.48
Progress Towards 70% Full Vaccine Coverage						Off track
Diagnostics						
Daily Testing Rate (per 1000 people)	> 1	.06	.65	1.30	50.02	.03
Test Positivity Rate (% , 7-day average)	< 5	3.59	8.47	7.90	22.4	.
Genomic Surveillance (Sequences Shared, % of Cases)	> 1-5	1.23	1.01	0.48	2.65	1.5
Financing for Vaccines, Diagnostics, Treatments, PPE						
AVAT orders placed						Yes
World Bank financing for vaccines (USD mn.)						8
Date approved						Jun 30, 2021
Date effective						Aug 3, 2021
ADB financing for vaccines (USD mn.)						.
Global Fund COVID-19 Response Mechanism						
PCR diagnostic tests (USD mn.)						.9
RDT diagnostic tests (USD mn.)						.2
PPE (USD mn.)						3.4
Therapeutics – Oxygen (USD mn.)						4
Therapeutics – Others (USD mn.)						2
IMF-WB Joint Debt Sustainability Analysis						
Risk of External Debt Distress						Moderate
Risk of Overall Debt Distress						High
Date of Publication						Dec, 2020



COVID-19 Health Tools	Targets	LIC	LMIC	UMIC	HIC	Libya
Vaccines						
Secured Vaccines (Doses, % of Population)	> 140	133.1	185.2	225.6	502.3	135.17
Bilateral Deals		2.3	52.9	130.3	475.7	69.84
Direct Donations		5.2	27.9	35.1	15.3	10.51
COVAX		114.3	87.6	37.1	9.2	54.82
Other		11.3	16.8	23.1	2.1	0
% of Population Fully Vaccinated as of Today		13.06	38.8	48.1	73.1	16.32
Percent of Delivered Vaccine Doses that were Administered		62.7	69.1	76.4	77.7	59.72
Current Rate of Daily Vaccination (per 100 people)		.22	.20	.23	.10	.05
COVAX AMC Allocation (Course, per 100 people)		22.8	27.4	7.3	0	.
Progress Towards 70% Full Vaccine Coverage						Off track
Diagnostics						
Daily Testing Rate (per 1000 people)	> 1	.06	.65	1.30	50.02	.02
Test Positivity Rate (% , 7-day average)	< 5	3.59	8.47	7.90	22.4	.
Genomic Surveillance (Sequences Shared, % of Cases)	> 1-5	1.23	1.01	0.48	2.65	.01
Financing for Vaccines, Diagnostics, Treatments, PPE						
AVAT orders placed						No
World Bank financing for vaccines (USD mn.)						.
Date approved						.
Date effective						.
ADB financing for vaccines (USD mn.)						.
Global Fund COVID-19 Response Mechanism						
PCR diagnostic tests (USD mn.)						.
RDT diagnostic tests (USD mn.)						.
PPE (USD mn.)						.
Therapeutics – Oxygen (USD mn.)						.
Therapeutics – Others (USD mn.)						.
IMF-WB Joint Debt Sustainability Analysis						
Risk of External Debt Distress						.
Risk of Overall Debt Distress						.
Date of Publication						.

COVID-19 Health Tools	Targets	LIC	LMIC	UMIC	HIC	Lithuania
Vaccines						
Secured Vaccines (Doses, % of Population)	> 140	133.1	185.2	225.6	502.3	628.94
Bilateral Deals		2.3	52.9	130.3	475.7	628.94
Direct Donations		5.2	27.9	35.1	15.3	0
COVAX		114.3	87.6	37.1	9.2	0
Other		11.3	16.8	23.1	2.1	0
% of Population Fully Vaccinated as of Today		13.06	38.8	48.1	73.1	69.64
Percent of Delivered Vaccine Doses that were Administered		62.7	69.1	76.4	77.7	48.8
Current Rate of Daily Vaccination (per 100 people)		.22	.20	.23	.10	.02
COVAX AMC Allocation (Course, per 100 people)		22.8	27.4	7.3	0	.
Progress Towards 70% Full Vaccine Coverage						On track
Diagnostics						
Daily Testing Rate (per 1000 people)	> 1	.06	.65	1.30	50.02	2.9
Test Positivity Rate (% , 7-day average)	< 5	3.59	8.47	7.90	22.4	33
Genomic Surveillance (Sequences Shared, % of Cases)	> 1-5	1.23	1.01	0.48	2.65	3.55
Financing for Vaccines, Diagnostics, Treatments, PPE						
AVAT orders placed						.
World Bank financing for vaccines (USD mn.)						.
Date approved						.
Date effective						.
ADB financing for vaccines (USD mn.)						.
Global Fund COVID-19 Response Mechanism						
PCR diagnostic tests (USD mn.)						.
RDT diagnostic tests (USD mn.)						.
PPE (USD mn.)						.
Therapeutics – Oxygen (USD mn.)						.
Therapeutics – Others (USD mn.)						.
IMF-WB Joint Debt Sustainability Analysis						
Risk of External Debt Distress						.
Risk of Overall Debt Distress						.
Date of Publication						.

COVID-19 Health Tools	Targets	LIC	LMIC	UMIC	HIC	Luxembourg
Vaccines						
Secured Vaccines (Doses, % of Population)	> 140	133.1	185.2	225.6	502.3	628.94
Bilateral Deals		2.3	52.9	130.3	475.7	628.94
Direct Donations		5.2	27.9	35.1	15.3	0
COVAX		114.3	87.6	37.1	9.2	0
Other		11.3	16.8	23.1	2.1	0
% of Population Fully Vaccinated as of Today		13.06	38.8	48.1	73.1	72.57
Percent of Delivered Vaccine Doses that were Administered		62.7	69.1	76.4	77.7	73.68
Current Rate of Daily Vaccination (per 100 people)		.22	.20	.23	.10	.04
COVAX AMC Allocation (Course, per 100 people)		22.8	27.4	7.3	0	.
Progress Towards 70% Full Vaccine Coverage						Goal met
Diagnostics						
Daily Testing Rate (per 1000 people)	> 1	.06	.65	1.30	50.02	398.67
Test Positivity Rate (% , 7-day average)	< 5	3.59	8.47	7.90	22.4	36.4
Genomic Surveillance (Sequences Shared, % of Cases)	> 1-5	1.23	1.01	0.48	2.65	11.49
Financing for Vaccines, Diagnostics, Treatments, PPE						
AVAT orders placed						.
World Bank financing for vaccines (USD mn.)						.
Date approved						.
Date effective						.
ADB financing for vaccines (USD mn.)						.
Global Fund COVID-19 Response Mechanism						
PCR diagnostic tests (USD mn.)						.
RDT diagnostic tests (USD mn.)						.
PPE (USD mn.)						.
Therapeutics – Oxygen (USD mn.)						.
Therapeutics – Others (USD mn.)						.
IMF-WB Joint Debt Sustainability Analysis						
Risk of External Debt Distress						.
Risk of Overall Debt Distress						.
Date of Publication						.

COVID-19 Health Tools	Targets	LIC	LMIC	UMIC	HIC	Macao SAR, China
Vaccines						
Secured Vaccines (Doses, % of Population)	> 140	133.1	185.2	225.6	502.3	.
<i>Bilateral Deals</i>		2.3	52.9	130.3	475.7	.
<i>Direct Donations</i>		5.2	27.9	35.1	15.3	.
<i>COVAX</i>		114.3	87.6	37.1	9.2	.
<i>Other</i>		11.3	16.8	23.1	2.1	.
% of Population Fully Vaccinated as of Today		13.06	38.8	48.1	73.1	79.1
Percent of Delivered Vaccine Doses that were Administered		62.7	69.1	76.4	77.7	.
Current Rate of Daily Vaccination (per 100 people)		.22	.20	.23	.10	.54
COVAX AMC Allocation (Course, per 100 people)		22.8	27.4	7.3	0	.
Progress Towards 70% Full Vaccine Coverage						.
Diagnostics						
Daily Testing Rate (per 1000 people)	> 1	.06	.65	1.30	50.02	.
Test Positivity Rate (% , 7-day average)	< 5	3.59	8.47	7.90	22.4	.
Genomic Surveillance (Sequences Shared, % of Cases)	> 1-5	1.23	1.01	0.48	2.65	.
Financing for Vaccines, Diagnostics, Treatments, PPE						
AVAT orders placed						.
World Bank financing for vaccines (USD mn.)						.
Date approved						.
Date effective						.
ADB financing for vaccines (USD mn.)						.
Global Fund COVID-19 Response Mechanism						
PCR diagnostic tests (USD mn.)						.
RDT diagnostic tests (USD mn.)						.
PPE (USD mn.)						.
Therapeutics – Oxygen (USD mn.)						.
Therapeutics – Others (USD mn.)						.
IMF-WB Joint Debt Sustainability Analysis						
Risk of External Debt Distress						.
Risk of Overall Debt Distress						.
Date of Publication						.

COVID-19 Health Tools	Targets	LIC	LMIC	UMIC	HIC	Madagascar
Vaccines						
Secured Vaccines (Doses, % of Population)	> 140	133.1	185.2	225.6	502.3	101.06
<i>Bilateral Deals</i>		2.3	52.9	130.3	475.7	0
<i>Direct Donations</i>		5.2	27.9	35.1	15.3	1.06
<i>COVAX</i>		114.3	87.6	37.1	9.2	100
<i>Other</i>		11.3	16.8	23.1	2.1	0
% of Population Fully Vaccinated as of Today		13.06	38.8	48.1	73.1	3.7
Percent of Delivered Vaccine Doses that were Administered		62.7	69.1	76.4	77.7	55.27
Current Rate of Daily Vaccination (per 100 people)		.22	.20	.23	.10	.29
COVAX AMC Allocation (Course, per 100 people)		22.8	27.4	7.3	0	11
Progress Towards 70% Full Vaccine Coverage						Off track
Diagnostics						
Daily Testing Rate (per 1000 people)	> 1	.06	.65	1.30	50.02	.02
Test Positivity Rate (% , 7-day average)	< 5	3.59	8.47	7.90	22.4	2.64
Genomic Surveillance (Sequences Shared, % of Cases)	> 1-5	1.23	1.01	0.48	2.65	1.24
Financing for Vaccines, Diagnostics, Treatments, PPE						
AVAT orders placed						No
World Bank financing for vaccines (USD mn.)						100
Date approved						Jun 24, 2021
Date effective						Jul 26, 2021
ADB financing for vaccines (USD mn.)						.
Global Fund COVID-19 Response Mechanism						
PCR diagnostic tests (USD mn.)						2.8
RDT diagnostic tests (USD mn.)						.5
PPE (USD mn.)						1.8
Therapeutics – Oxygen (USD mn.)						0
Therapeutics – Others (USD mn.)						1.7
IMF-WB Joint Debt Sustainability Analysis						
Risk of External Debt Distress						Moderate
Risk of Overall Debt Distress						Moderate
Date of Publication						Mar, 2021



COVID-19 Health Tools	Targets	LIC	LMIC	UMIC	HIC	Malawi
Vaccines						
Secured Vaccines (Doses, % of Population)	> 140	133.1	185.2	225.6	502.3	100.77
<i>Bilateral Deals</i>		2.3	52.9	130.3	475.7	0
<i>Direct Donations</i>		5.2	27.9	35.1	15.3	.77
<i>COVAX</i>		114.3	87.6	37.1	9.2	100
<i>Other</i>		11.3	16.8	23.1	2.1	0
% of Population Fully Vaccinated as of Today		13.06	38.8	48.1	73.1	4.39
Percent of Delivered Vaccine Doses that were Administered		62.7	69.1	76.4	77.7	49.56
Current Rate of Daily Vaccination (per 100 people)		.22	.20	.23	.10	.02
COVAX AMC Allocation (Course, per 100 people)		22.8	27.4	7.3	0	17.38
Progress Towards 70% Full Vaccine Coverage						Off track
Diagnostics						
Daily Testing Rate (per 1000 people)	> 1	.06	.65	1.30	50.02	.02
Test Positivity Rate (% , 7-day average)	< 5	3.59	8.47	7.90	22.4	1.75
Genomic Surveillance (Sequences Shared, % of Cases)	> 1-5	1.23	1.01	0.48	2.65	1.36
Financing for Vaccines, Diagnostics, Treatments, PPE						
AVAT orders placed						No
World Bank financing for vaccines (USD mn.)						30
Date approved						Jun 15, 2021
Date effective						Aug 23, 2021
ADB financing for vaccines (USD mn.)						.
Global Fund COVID-19 Response Mechanism						
PCR diagnostic tests (USD mn.)						10.1
RDT diagnostic tests (USD mn.)						6.8
PPE (USD mn.)						5.7
Therapeutics – Oxygen (USD mn.)						1.6
Therapeutics – Others (USD mn.)						1.2
IMF-WB Joint Debt Sustainability Analysis						
Risk of External Debt Distress						Moderate
Risk of Overall Debt Distress						High
Date of Publication						Oct, 2020

COVID-19 Health Tools	Targets	LIC	LMIC	UMIC	HIC	Malaysia
Vaccines						
Secured Vaccines (Doses, % of Population)	> 140	133.1	185.2	225.6	502.3	289.1
Bilateral Deals		2.3	52.9	130.3	475.7	262.69
Direct Donations		5.2	27.9	35.1	15.3	20.79
COVAX		114.3	87.6	37.1	9.2	5.62
Other		11.3	16.8	23.1	2.1	0
% of Population Fully Vaccinated as of Today		13.06	38.8	48.1	73.1	78.88
Percent of Delivered Vaccine Doses that were Administered		62.7	69.1	76.4	77.7	82.73
Current Rate of Daily Vaccination (per 100 people)		.22	.20	.23	.10	.12
COVAX AMC Allocation (Course, per 100 people)		22.8	27.4	7.3	0	.
Progress Towards 70% Full Vaccine Coverage						Goal met
Diagnostics						
Daily Testing Rate (per 1000 people)	> 1	.06	.65	1.30	50.02	2.56
Test Positivity Rate (% , 7-day average)	< 5	3.59	8.47	7.90	22.4	13.52
Genomic Surveillance (Sequences Shared, % of Cases)	> 1-5	1.23	1.01	0.48	2.65	.29
Financing for Vaccines, Diagnostics, Treatments, PPE						
AVAT orders placed						.
World Bank financing for vaccines (USD mn.)						.
Date approved						.
Date effective						.
ADB financing for vaccines (USD mn.)						.
Global Fund COVID-19 Response Mechanism						
PCR diagnostic tests (USD mn.)						.
RDT diagnostic tests (USD mn.)						.
PPE (USD mn.)						.
Therapeutics – Oxygen (USD mn.)						.
Therapeutics – Others (USD mn.)						.
IMF-WB Joint Debt Sustainability Analysis						
Risk of External Debt Distress						.
Risk of Overall Debt Distress						.
Date of Publication						.

COVID-19 Health Tools	Targets	LIC	LMIC	UMIC	HIC	Maldives
Vaccines						
Secured Vaccines (Doses, % of Population)	> 140	133.1	185.2	225.6	502.3	438.59
Bilateral Deals		2.3	52.9	130.3	475.7	183.95
Direct Donations		5.2	27.9	35.1	15.3	73.58
COVAX		114.3	87.6	37.1	9.2	181.05
Other		11.3	16.8	23.1	2.1	0
% of Population Fully Vaccinated as of Today		13.06	38.8	48.1	73.1	70.56
Percent of Delivered Vaccine Doses that were Administered		62.7	69.1	76.4	77.7	77.18
Current Rate of Daily Vaccination (per 100 people)		.22	.20	.23	.10	.31
COVAX AMC Allocation (Course, per 100 people)		22.8	27.4	7.3	0	53.5
Progress Towards 70% Full Vaccine Coverage						Off track
Diagnostics						
Daily Testing Rate (per 1000 people)	> 1	.06	.65	1.30	50.02	7.96
Test Positivity Rate (% , 7-day average)	< 5	3.59	8.47	7.90	22.4	12.16
Genomic Surveillance (Sequences Shared, % of Cases)	> 1-5	1.23	1.01	0.48	2.65	.7
Financing for Vaccines, Diagnostics, Treatments, PPE						
AVAT orders placed						.
World Bank financing for vaccines (USD mn.)						.
Date approved						.
Date effective						.
ADB financing for vaccines (USD mn.)						.
Global Fund COVID-19 Response Mechanism						
PCR diagnostic tests (USD mn.)						.
RDT diagnostic tests (USD mn.)						.
PPE (USD mn.)						.
Therapeutics – Oxygen (USD mn.)						.
Therapeutics – Others (USD mn.)						.
IMF-WB Joint Debt Sustainability Analysis						
Risk of External Debt Distress						High
Risk of Overall Debt Distress						High
Date of Publication						Apr, 2020

COVID-19 Health Tools	Targets	LIC	LMIC	UMIC	HIC	Mali
Vaccines						
Secured Vaccines (Doses, % of Population)	> 140	133.1	185.2	225.6	502.3	123.36
<i>Bilateral Deals</i>		2.3	52.9	130.3	475.7	0
<i>Direct Donations</i>		5.2	27.9	35.1	15.3	3.36
<i>COVAX</i>		114.3	87.6	37.1	9.2	120
<i>Other</i>		11.3	16.8	23.1	2.1	0
% of Population Fully Vaccinated as of Today		13.06	38.8	48.1	73.1	4.69
Percent of Delivered Vaccine Doses that were Administered		62.7	69.1	76.4	77.7	51.94
Current Rate of Daily Vaccination (per 100 people)		.22	.20	.23	.10	.04
COVAX AMC Allocation (Course, per 100 people)		22.8	27.4	7.3	0	10.26
Progress Towards 70% Full Vaccine Coverage						Off track
Diagnostics						
Daily Testing Rate (per 1000 people)	> 1	.06	.65	1.30	50.02	.04
Test Positivity Rate (% , 7-day average)	< 5	3.59	8.47	7.90	22.4	.31
Genomic Surveillance (Sequences Shared, % of Cases)	> 1-5	1.23	1.01	0.48	2.65	.24
Financing for Vaccines, Diagnostics, Treatments, PPE						
AVAT orders placed						No
World Bank financing for vaccines (USD mn.)						30
Date approved						Sep 23, 2021
Date effective						.
ADB financing for vaccines (USD mn.)						.
Global Fund COVID-19 Response Mechanism						
PCR diagnostic tests (USD mn.)						.6
RDT diagnostic tests (USD mn.)						.1
PPE (USD mn.)						1.6
Therapeutics – Oxygen (USD mn.)						1
Therapeutics – Others (USD mn.)						.4
IMF-WB Joint Debt Sustainability Analysis						
Risk of External Debt Distress						Moderate
Risk of Overall Debt Distress						Moderate
Date of Publication						Feb, 2021

COVID-19 Health Tools	Targets	LIC	LMIC	UMIC	HIC	Malta
Vaccines						
Secured Vaccines (Doses, % of Population)	> 140	133.1	185.2	225.6	502.3	628.94
Bilateral Deals		2.3	52.9	130.3	475.7	628.94
Direct Donations		5.2	27.9	35.1	15.3	0
COVAX		114.3	87.6	37.1	9.2	0
Other		11.3	16.8	23.1	2.1	0
% of Population Fully Vaccinated as of Today		13.06	38.8	48.1	73.1	90.47
Percent of Delivered Vaccine Doses that were Administered		62.7	69.1	76.4	77.7	94.9
Current Rate of Daily Vaccination (per 100 people)		.22	.20	.23	.10	.06
COVAX AMC Allocation (Course, per 100 people)		22.8	27.4	7.3	0	.
Progress Towards 70% Full Vaccine Coverage						Goal met
Diagnostics						
Daily Testing Rate (per 1000 people)	> 1	.06	.65	1.30	50.02	6.49
Test Positivity Rate (% , 7-day average)	< 5	3.59	8.47	7.90	22.4	20.85
Genomic Surveillance (Sequences Shared, % of Cases)	> 1-5	1.23	1.01	0.48	2.65	1.07
Financing for Vaccines, Diagnostics, Treatments, PPE						
AVAT orders placed						.
World Bank financing for vaccines (USD mn.)						.
Date approved						.
Date effective						.
ADB financing for vaccines (USD mn.)						.
Global Fund COVID-19 Response Mechanism						
PCR diagnostic tests (USD mn.)						.
RDT diagnostic tests (USD mn.)						.
PPE (USD mn.)						.
Therapeutics – Oxygen (USD mn.)						.
Therapeutics – Others (USD mn.)						.
IMF-WB Joint Debt Sustainability Analysis						
Risk of External Debt Distress						.
Risk of Overall Debt Distress						.
Date of Publication						.



COVID-19 Health Tools	Targets	LIC	LMIC	UMIC	HIC	Marshall Islands
Vaccines						
Secured Vaccines (Doses, % of Population)	> 140	133.1	185.2	225.6	502.3	107.6
Bilateral Deals		2.3	52.9	130.3	475.7	7.6
Direct Donations		5.2	27.9	35.1	15.3	0
COVAX		114.3	87.6	37.1	9.2	100
Other		11.3	16.8	23.1	2.1	0
% of Population Fully Vaccinated as of Today		13.06	38.8	48.1	73.1	39
Percent of Delivered Vaccine Doses that were Administered		62.7	69.1	76.4	77.7	77.5
Current Rate of Daily Vaccination (per 100 people)		.22	.20	.23	.10	.
COVAX AMC Allocation (Course, per 100 people)		22.8	27.4	7.3	0	.
Progress Towards 70% Full Vaccine Coverage						Off track
Diagnostics						
Daily Testing Rate (per 1000 people)	> 1	.06	.65	1.30	50.02	.12
Test Positivity Rate (% , 7-day average)	< 5	3.59	8.47	7.90	22.4	.
Genomic Surveillance (Sequences Shared, % of Cases)	> 1-5	1.23	1.01	0.48	2.65	.
Financing for Vaccines, Diagnostics, Treatments, PPE						
AVAT orders placed						.
World Bank financing for vaccines (USD mn.)						.
Date approved						.
Date effective						.
ADB financing for vaccines (USD mn.)						.
Global Fund COVID-19 Response Mechanism						
PCR diagnostic tests (USD mn.)						.
RDT diagnostic tests (USD mn.)						.
PPE (USD mn.)						.
Therapeutics – Oxygen (USD mn.)						.
Therapeutics – Others (USD mn.)						.
IMF-WB Joint Debt Sustainability Analysis						
Risk of External Debt Distress						High
Risk of Overall Debt Distress						High
Date of Publication						May, 2021

COVID-19 Health Tools	Targets	LIC	LMIC	UMIC	HIC	Mauritania
Vaccines						
Secured Vaccines (Doses, % of Population)	> 140	133.1	185.2	225.6	502.3	101.91
Bilateral Deals		2.3	52.9	130.3	475.7	0
Direct Donations		5.2	27.9	35.1	15.3	7.02
COVAX		114.3	87.6	37.1	9.2	87.49
Other		11.3	16.8	23.1	2.1	7.41
% of Population Fully Vaccinated as of Today		13.06	38.8	48.1	73.1	22.25
Percent of Delivered Vaccine Doses that were Administered		62.7	69.1	76.4	77.7	70.02
Current Rate of Daily Vaccination (per 100 people)		.22	.20	.23	.10	.03
COVAX AMC Allocation (Course, per 100 people)		22.8	27.4	7.3	0	38.6
Progress Towards 70% Full Vaccine Coverage						Off track
Diagnostics						
Daily Testing Rate (per 1000 people)	> 1	.06	.65	1.30	50.02	.01
Test Positivity Rate (% , 7-day average)	< 5	3.59	8.47	7.90	22.4	1.52
Genomic Surveillance (Sequences Shared, % of Cases)	> 1-5	1.23	1.01	0.48	2.65	.05
Financing for Vaccines, Diagnostics, Treatments, PPE						
AVAT orders placed						Yes
World Bank financing for vaccines (USD mn.)						15
Date approved						Jun 30, 2021
Date effective						Aug 6, 2021
ADB financing for vaccines (USD mn.)						.
Global Fund COVID-19 Response Mechanism						
PCR diagnostic tests (USD mn.)						0
RDT diagnostic tests (USD mn.)						0
PPE (USD mn.)						0
Therapeutics – Oxygen (USD mn.)						0
Therapeutics – Others (USD mn.)						0
IMF-WB Joint Debt Sustainability Analysis						
Risk of External Debt Distress						High
Risk of Overall Debt Distress						High
Date of Publication						Sep, 2020

COVID-19 Health Tools	Targets	LIC	LMIC	UMIC	HIC	Mauritius
Vaccines						
Secured Vaccines (Doses, % of Population)	> 140	133.1	185.2	225.6	502.3	425.38
Bilateral Deals		2.3	52.9	130.3	475.7	274.85
Direct Donations		5.2	27.9	35.1	15.3	16.1
COVAX		114.3	87.6	37.1	9.2	45.3
Other		11.3	16.8	23.1	2.1	89.13
% of Population Fully Vaccinated as of Today		13.06	38.8	48.1	73.1	76.18
Percent of Delivered Vaccine Doses that were Administered		62.7	69.1	76.4	77.7	73.55
Current Rate of Daily Vaccination (per 100 people)		.22	.20	.23	.10	.29
COVAX AMC Allocation (Course, per 100 people)		22.8	27.4	7.3	0	.
Progress Towards 70% Full Vaccine Coverage						Goal met
Diagnostics						
Daily Testing Rate (per 1000 people)	> 1	.06	.65	1.30	50.02	0
Test Positivity Rate (% , 7-day average)	< 5	3.59	8.47	7.90	22.4	.
Genomic Surveillance (Sequences Shared, % of Cases)	> 1-5	1.23	1.01	0.48	2.65	.61
Financing for Vaccines, Diagnostics, Treatments, PPE						
AVAT orders placed						Yes
World Bank financing for vaccines (USD mn.)						.
Date approved						.
Date effective						.
ADB financing for vaccines (USD mn.)						.
Global Fund COVID-19 Response Mechanism						
PCR diagnostic tests (USD mn.)						.
RDT diagnostic tests (USD mn.)						.
PPE (USD mn.)						.
Therapeutics – Oxygen (USD mn.)						.
Therapeutics – Others (USD mn.)						.
IMF-WB Joint Debt Sustainability Analysis						
Risk of External Debt Distress						.
Risk of Overall Debt Distress						.
Date of Publication						.

COVID-19 Health Tools	Targets	LIC	LMIC	UMIC	HIC	Mexico
Vaccines						
Secured Vaccines (Doses, % of Population)	> 140	133.1	185.2	225.6	502.3	239.17
Bilateral Deals		2.3	52.9	130.3	475.7	210.19
Direct Donations		5.2	27.9	35.1	15.3	10.12
COVAX		114.3	87.6	37.1	9.2	18.86
Other		11.3	16.8	23.1	2.1	0
% of Population Fully Vaccinated as of Today		13.06	38.8	48.1	73.1	61.19
Percent of Delivered Vaccine Doses that were Administered		62.7	69.1	76.4	77.7	78.68
Current Rate of Daily Vaccination (per 100 people)		.22	.20	.23	.10	.21
COVAX AMC Allocation (Course, per 100 people)		22.8	27.4	7.3	0	.
Progress Towards 70% Full Vaccine Coverage						On track
Diagnostics						
Daily Testing Rate (per 1000 people)	> 1	.06	.65	1.30	50.02	.08
Test Positivity Rate (%, 7-day average)	< 5	3.59	8.47	7.90	22.4	12.3
Genomic Surveillance (Sequences Shared, % of Cases)	> 1-5	1.23	1.01	0.48	2.65	1.03
Financing for Vaccines, Diagnostics, Treatments, PPE						
AVAT orders placed						.
World Bank financing for vaccines (USD mn.)						.
Date approved						.
Date effective						.
ADB financing for vaccines (USD mn.)						.
Global Fund COVID-19 Response Mechanism						
PCR diagnostic tests (USD mn.)						.
RDT diagnostic tests (USD mn.)						.
PPE (USD mn.)						.
Therapeutics – Oxygen (USD mn.)						.
Therapeutics – Others (USD mn.)						.
IMF-WB Joint Debt Sustainability Analysis						
Risk of External Debt Distress						.
Risk of Overall Debt Distress						.
Date of Publication						.

COVID-19 Health Tools	Targets	LIC	LMIC	UMIC	HIC	Micronesia, Fed Sts
Vaccines						
Secured Vaccines (Doses, % of Population)	> 140	133.1	185.2	225.6	502.3	103.08
<i>Bilateral Deals</i>		2.3	52.9	130.3	475.7	3.08
<i>Direct Donations</i>		5.2	27.9	35.1	15.3	0
<i>COVAX</i>		114.3	87.6	37.1	9.2	100
<i>Other</i>		11.3	16.8	23.1	2.1	0
% of Population Fully Vaccinated as of Today		13.06	38.8	48.1	73.1	38.81
Percent of Delivered Vaccine Doses that were Administered		62.7	69.1	76.4	77.7	100
Current Rate of Daily Vaccination (per 100 people)		.22	.20	.23	.10	.
COVAX AMC Allocation (Course, per 100 people)		22.8	27.4	7.3	0	.
Progress Towards 70% Full Vaccine Coverage						Off track
Diagnostics						
Daily Testing Rate (per 1000 people)	> 1	.06	.65	1.30	50.02	.
Test Positivity Rate (%, 7-day average)	< 5	3.59	8.47	7.90	22.4	.
Genomic Surveillance (Sequences Shared, % of Cases)	> 1-5	1.23	1.01	0.48	2.65	.
Financing for Vaccines, Diagnostics, Treatments, PPE						
AVAT orders placed						.
World Bank financing for vaccines (USD mn.)						.
Date approved						.
Date effective						.
ADB financing for vaccines (USD mn.)						.
Global Fund COVID-19 Response Mechanism						
PCR diagnostic tests (USD mn.)						.
RDT diagnostic tests (USD mn.)						.
PPE (USD mn.)						.
Therapeutics – Oxygen (USD mn.)						.
Therapeutics – Others (USD mn.)						.
IMF-WB Joint Debt Sustainability Analysis						
Risk of External Debt Distress						High
Risk of Overall Debt Distress						High
Date of Publication						Aug, 2019



COVID-19 Health Tools	Targets	LIC	LMIC	UMIC	HIC	Moldova
Vaccines						
Secured Vaccines (Doses, % of Population)	> 140	133.1	185.2	225.6	502.3	135.78
Bilateral Deals		2.3	52.9	130.3	475.7	24.87
Direct Donations		5.2	27.9	35.1	15.3	27.18
COVAX		114.3	87.6	37.1	9.2	80
Other		11.3	16.8	23.1	2.1	3.73
% of Population Fully Vaccinated as of Today		13.06	38.8	48.1	73.1	26.25
Percent of Delivered Vaccine Doses that were Administered		62.7	69.1	76.4	77.7	88.53
Current Rate of Daily Vaccination (per 100 people)		.22	.20	.23	.10	.02
COVAX AMC Allocation (Course, per 100 people)		22.8	27.4	7.3	0	29
Progress Towards 70% Full Vaccine Coverage						Off track
Diagnostics						
Daily Testing Rate (per 1000 people)	> 1	.06	.65	1.30	50.02	1.22
Test Positivity Rate (% , 7-day average)	< 5	3.59	8.47	7.90	22.4	.
Genomic Surveillance (Sequences Shared, % of Cases)	> 1-5	1.23	1.01	0.48	2.65	.1
Financing for Vaccines, Diagnostics, Treatments, PPE						
AVAT orders placed						.
World Bank financing for vaccines (USD mn.)						30
Date approved						Apr 23, 2021
Date effective						.
ADB financing for vaccines (USD mn.)						.
Global Fund COVID-19 Response Mechanism						
PCR diagnostic tests (USD mn.)						.3
RDT diagnostic tests (USD mn.)						0
PPE (USD mn.)						.5
Therapeutics – Oxygen (USD mn.)						.6
Therapeutics – Others (USD mn.)						.6
IMF-WB Joint Debt Sustainability Analysis						
Risk of External Debt Distress						Low
Risk of Overall Debt Distress						Low
Date of Publication						Apr, 2020

COVID-19 Health Tools	Targets	LIC	LMIC	UMIC	HIC	Mongolia
Vaccines						
Secured Vaccines (Doses, % of Population)	> 140	133.1	185.2	225.6	502.3	253.61
Bilateral Deals		2.3	52.9	130.3	475.7	91.01
Direct Donations		5.2	27.9	35.1	15.3	22.53
COVAX		114.3	87.6	37.1	9.2	80
Other		11.3	16.8	23.1	2.1	60.07
% of Population Fully Vaccinated as of Today		13.06	38.8	48.1	73.1	65.32
Percent of Delivered Vaccine Doses that were Administered		62.7	69.1	76.4	77.7	90.68
Current Rate of Daily Vaccination (per 100 people)		.22	.20	.23	.10	.01
COVAX AMC Allocation (Course, per 100 people)		22.8	27.4	7.3	0	19.94
Progress Towards 70% Full Vaccine Coverage						Off track
Diagnostics						
Daily Testing Rate (per 1000 people)	> 1	.06	.65	1.30	50.02	1.22
Test Positivity Rate (% , 7-day average)	< 5	3.59	8.47	7.90	22.4	6.71
Genomic Surveillance (Sequences Shared, % of Cases)	> 1-5	1.23	1.01	0.48	2.65	.1
Financing for Vaccines, Diagnostics, Treatments, PPE						
AVAT orders placed						.
World Bank financing for vaccines (USD mn.)						50.7
Date approved						Feb 11, 2021
Date effective						Jun 8, 2021
ADB financing for vaccines (USD mn.)						19
Global Fund COVID-19 Response Mechanism						
PCR diagnostic tests (USD mn.)						.7
RDT diagnostic tests (USD mn.)						.5
PPE (USD mn.)						.3
Therapeutics – Oxygen (USD mn.)						.5
Therapeutics – Others (USD mn.)						.5
IMF-WB Joint Debt Sustainability Analysis						
Risk of External Debt Distress						.
Risk of Overall Debt Distress						.
Date of Publication						.

COVID-19 Health Tools	Targets	LIC	LMIC	UMIC	HIC	Montenegro
Vaccines						
Secured Vaccines (Doses, % of Population)	> 140	133.1	185.2	225.6	502.3	176.67
Bilateral Deals		2.3	52.9	130.3	475.7	71.84
Direct Donations		5.2	27.9	35.1	15.3	89.16
COVAX		114.3	87.6	37.1	9.2	15.67
Other		11.3	16.8	23.1	2.1	0
% of Population Fully Vaccinated as of Today		13.06	38.8	48.1	73.1	44.89
Percent of Delivered Vaccine Doses that were Administered		62.7	69.1	76.4	77.7	63.2
Current Rate of Daily Vaccination (per 100 people)		.22	.20	.23	.10	.02
COVAX AMC Allocation (Course, per 100 people)		22.8	27.4	7.3	0	.
Progress Towards 70% Full Vaccine Coverage						Off track
Diagnostics						
Daily Testing Rate (per 1000 people)	> 1	.06	.65	1.30	50.02	1.7
Test Positivity Rate (% , 7-day average)	< 5	3.59	8.47	7.90	22.4	.
Genomic Surveillance (Sequences Shared, % of Cases)	> 1-5	1.23	1.01	0.48	2.65	.27
Financing for Vaccines, Diagnostics, Treatments, PPE						
AVAT orders placed						.
World Bank financing for vaccines (USD mn.)						.
Date approved						.
Date effective						.
ADB financing for vaccines (USD mn.)						.
Global Fund COVID-19 Response Mechanism						
PCR diagnostic tests (USD mn.)						0
RDT diagnostic tests (USD mn.)						0
PPE (USD mn.)						0
Therapeutics – Oxygen (USD mn.)						0
Therapeutics – Others (USD mn.)						0
IMF-WB Joint Debt Sustainability Analysis						
Risk of External Debt Distress						.
Risk of Overall Debt Distress						.
Date of Publication						.

COVID-19 Health Tools	Targets	LIC	LMIC	UMIC	HIC	Morocco
Vaccines						
Secured Vaccines (Doses, % of Population)	> 140	133.1	185.2	225.6	502.3	261.75
<i>Bilateral Deals</i>		2.3	52.9	130.3	475.7	181.75
<i>Direct Donations</i>		5.2	27.9	35.1	15.3	0
<i>COVAX</i>		114.3	87.6	37.1	9.2	80
<i>Other</i>		11.3	16.8	23.1	2.1	0
% of Population Fully Vaccinated as of Today		13.06	38.8	48.1	73.1	62.56
Percent of Delivered Vaccine Doses that were Administered		62.7	69.1	76.4	77.7	96.42
Current Rate of Daily Vaccination (per 100 people)		.22	.20	.23	.10	.03
COVAX AMC Allocation (Course, per 100 people)		22.8	27.4	7.3	0	25.2
Progress Towards 70% Full Vaccine Coverage						Off track
Diagnostics						
Daily Testing Rate (per 1000 people)	> 1	.06	.65	1.30	50.02	.21
Test Positivity Rate (% , 7-day average)	< 5	3.59	8.47	7.90	22.4	1.12
Genomic Surveillance (Sequences Shared, % of Cases)	> 1-5	1.23	1.01	0.48	2.65	.06
Financing for Vaccines, Diagnostics, Treatments, PPE						
AVAT orders placed						No
World Bank financing for vaccines (USD mn.)						.
Date approved						.
Date effective						.
ADB financing for vaccines (USD mn.)						.
Global Fund COVID-19 Response Mechanism						
PCR diagnostic tests (USD mn.)						0
RDT diagnostic tests (USD mn.)						0
PPE (USD mn.)						1.3
Therapeutics – Oxygen (USD mn.)						0
Therapeutics – Others (USD mn.)						0
IMF-WB Joint Debt Sustainability Analysis						
Risk of External Debt Distress						.
Risk of Overall Debt Distress						.
Date of Publication						.

COVID-19 Health Tools	Targets	LIC	LMIC	UMIC	HIC	Mozambique
Vaccines						
Secured Vaccines (Doses, % of Population)	> 140	133.1	185.2	225.6	502.3	215.41
Bilateral Deals		2.3	52.9	130.3	475.7	34.2
Direct Donations		5.2	27.9	35.1	15.3	7.33
COVAX		114.3	87.6	37.1	9.2	120
Other		11.3	16.8	23.1	2.1	53.88
% of Population Fully Vaccinated as of Today		13.06	38.8	48.1	73.1	41.11
Percent of Delivered Vaccine Doses that were Administered		62.7	69.1	76.4	77.7	94.02
Current Rate of Daily Vaccination (per 100 people)		.22	.20	.23	.10	.36
COVAX AMC Allocation (Course, per 100 people)		22.8	27.4	7.3	0	42.32
Progress Towards 70% Full Vaccine Coverage						Off track
Diagnostics						
Daily Testing Rate (per 1000 people)	> 1	.06	.65	1.30	50.02	.02
Test Positivity Rate (% , 7-day average)	< 5	3.59	8.47	7.90	22.4	.63
Genomic Surveillance (Sequences Shared, % of Cases)	> 1-5	1.23	1.01	0.48	2.65	.51
Financing for Vaccines, Diagnostics, Treatments, PPE						
AVAT orders placed						Yes
World Bank financing for vaccines (USD mn.)						115
Date approved						Jun 3, 2021
Date effective						Jun 29, 2021
ADB financing for vaccines (USD mn.)						.
Global Fund COVID-19 Response Mechanism						
PCR diagnostic tests (USD mn.)						28.7
RDT diagnostic tests (USD mn.)						4.2
PPE (USD mn.)						5.3
Therapeutics – Oxygen (USD mn.)						7.6
Therapeutics – Others (USD mn.)						8.9
IMF-WB Joint Debt Sustainability Analysis						
Risk of External Debt Distress						In distress
Risk of Overall Debt Distress						In distress
Date of Publication						Apr, 2020



COVID-19 Health Tools	Targets	LIC	LMIC	UMIC	HIC	Myanmar
Vaccines						
Secured Vaccines (Doses, % of Population)	> 140	133.1	185.2	225.6	502.3	256.73
Bilateral Deals		2.3	52.9	130.3	475.7	128.09
Direct Donations		5.2	27.9	35.1	15.3	28.65
COVAX		114.3	87.6	37.1	9.2	100
Other		11.3	16.8	23.1	2.1	0
% of Population Fully Vaccinated as of Today		13.06	38.8	48.1	73.1	40.18
Percent of Delivered Vaccine Doses that were Administered		62.7	69.1	76.4	77.7	90.91
Current Rate of Daily Vaccination (per 100 people)		.22	.20	.23	.10	.22
COVAX AMC Allocation (Course, per 100 people)		22.8	27.4	7.3	0	26.76
Progress Towards 70% Full Vaccine Coverage						Off track
Diagnostics						
Daily Testing Rate (per 1000 people)	> 1	.06	.65	1.30	50.02	.23
Test Positivity Rate (% , 7-day average)	< 5	3.59	8.47	7.90	22.4	1.31
Genomic Surveillance (Sequences Shared, % of Cases)	> 1-5	1.23	1.01	0.48	2.65	.01
Financing for Vaccines, Diagnostics, Treatments, PPE						
AVAT orders placed						.
World Bank financing for vaccines (USD mn.)						.
Date approved						.
Date effective						.
ADB financing for vaccines (USD mn.)						.
Global Fund COVID-19 Response Mechanism						
PCR diagnostic tests (USD mn.)						3
RDT diagnostic tests (USD mn.)						6.9
PPE (USD mn.)						27.6
Therapeutics – Oxygen (USD mn.)						5.9
Therapeutics – Others (USD mn.)						2
IMF-WB Joint Debt Sustainability Analysis						
Risk of External Debt Distress						Low
Risk of Overall Debt Distress						Low
Date of Publication						Jan, 2024

COVID-19 Health Tools	Targets	LIC	LMIC	UMIC	HIC	Namibia
Vaccines						
Secured Vaccines (Doses, % of Population)	> 140	133.1	185.2	225.6	502.3	76.48
<i>Bilateral Deals</i>		2.3	52.9	130.3	475.7	9.66
<i>Direct Donations</i>		5.2	27.9	35.1	15.3	26.59
<i>COVAX</i>		114.3	87.6	37.1	9.2	27.35
<i>Other</i>		11.3	16.8	23.1	2.1	12.88
% of Population Fully Vaccinated as of Today		13.06	38.8	48.1	73.1	14.94
Percent of Delivered Vaccine Doses that were Administered		62.7	69.1	76.4	77.7	61.21
Current Rate of Daily Vaccination (per 100 people)		.22	.20	.23	.10	.04
COVAX AMC Allocation (Course, per 100 people)		22.8	27.4	7.3	0	.
Progress Towards 70% Full Vaccine Coverage						Off track
Diagnostics						
Daily Testing Rate (per 1000 people)	> 1	.06	.65	1.30	50.02	.32
Test Positivity Rate (% , 7-day average)	< 5	3.59	8.47	7.90	22.4	1.12
Genomic Surveillance (Sequences Shared, % of Cases)	> 1-5	1.23	1.01	0.48	2.65	.19
Financing for Vaccines, Diagnostics, Treatments, PPE						
AVAT orders placed						Yes
World Bank financing for vaccines (USD mn.)						.
Date approved						.
Date effective						.
ADB financing for vaccines (USD mn.)						.
Global Fund COVID-19 Response Mechanism						
PCR diagnostic tests (USD mn.)						1.2
RDT diagnostic tests (USD mn.)						.2
PPE (USD mn.)						1
Therapeutics – Oxygen (USD mn.)						2.7
Therapeutics – Others (USD mn.)						.1
IMF-WB Joint Debt Sustainability Analysis						
Risk of External Debt Distress						.
Risk of Overall Debt Distress						.
Date of Publication						.

COVID-19 Health Tools	Targets	LIC	LMIC	UMIC	HIC	Nepal
Vaccines						
Secured Vaccines (Doses, % of Population)	> 140	133.1	185.2	225.6	502.3	199.91
Bilateral Deals		2.3	52.9	130.3	475.7	40.44
Direct Donations		5.2	27.9	35.1	15.3	22.48
COVAX		114.3	87.6	37.1	9.2	103.47
Other		11.3	16.8	23.1	2.1	33.51
% of Population Fully Vaccinated as of Today		13.06	38.8	48.1	73.1	64.8
Percent of Delivered Vaccine Doses that were Administered		62.7	69.1	76.4	77.7	87.07
Current Rate of Daily Vaccination (per 100 people)		.22	.20	.23	.10	.19
COVAX AMC Allocation (Course, per 100 people)		22.8	27.4	7.3	0	52.96
Progress Towards 70% Full Vaccine Coverage						On track
Diagnostics						
Daily Testing Rate (per 1000 people)	> 1	.06	.65	1.30	50.02	.11
Test Positivity Rate (% , 7-day average)	< 5	3.59	8.47	7.90	22.4	.9
Genomic Surveillance (Sequences Shared, % of Cases)	> 1-5	1.23	1.01	0.48	2.65	.18
Financing for Vaccines, Diagnostics, Treatments, PPE						
AVAT orders placed						.
World Bank financing for vaccines (USD mn.)						75
Date approved						Mar 18, 2021
Date effective						Apr 6, 2021
ADB financing for vaccines (USD mn.)						165
Global Fund COVID-19 Response Mechanism						
PCR diagnostic tests (USD mn.)						4.4
RDT diagnostic tests (USD mn.)						1.1
PPE (USD mn.)						3
Therapeutics – Oxygen (USD mn.)						3.9
Therapeutics – Others (USD mn.)						.3
IMF-WB Joint Debt Sustainability Analysis						
Risk of External Debt Distress						Low
Risk of Overall Debt Distress						Low
Date of Publication						May, 2020

COVID-19 Health Tools	Targets	LIC	LMIC	UMIC	HIC	Netherlands
Vaccines						
Secured Vaccines (Doses, % of Population)	> 140	133.1	185.2	225.6	502.3	628.94
<i>Bilateral Deals</i>		2.3	52.9	130.3	475.7	628.94
<i>Direct Donations</i>		5.2	27.9	35.1	15.3	0
<i>COVAX</i>		114.3	87.6	37.1	9.2	0
<i>Other</i>		11.3	16.8	23.1	2.1	0
% of Population Fully Vaccinated as of Today		13.06	38.8	48.1	73.1	72.11
Percent of Delivered Vaccine Doses that were Administered		62.7	69.1	76.4	77.7	72.66
Current Rate of Daily Vaccination (per 100 people)		.22	.20	.23	.10	.04
COVAX AMC Allocation (Course, per 100 people)		22.8	27.4	7.3	0	.
Progress Towards 70% Full Vaccine Coverage						Goal met
Diagnostics						
Daily Testing Rate (per 1000 people)	> 1	.06	.65	1.30	50.02	12.41
Test Positivity Rate (%, 7-day average)	< 5	3.59	8.47	7.90	22.4	61.7
Genomic Surveillance (Sequences Shared, % of Cases)	> 1-5	1.23	1.01	0.48	2.65	1.41
Financing for Vaccines, Diagnostics, Treatments, PPE						
AVAT orders placed						.
World Bank financing for vaccines (USD mn.)						.
Date approved						.
Date effective						.
ADB financing for vaccines (USD mn.)						.
Global Fund COVID-19 Response Mechanism						
PCR diagnostic tests (USD mn.)						.
RDT diagnostic tests (USD mn.)						.
PPE (USD mn.)						.
Therapeutics – Oxygen (USD mn.)						.
Therapeutics – Others (USD mn.)						.
IMF-WB Joint Debt Sustainability Analysis						
Risk of External Debt Distress						.
Risk of Overall Debt Distress						.
Date of Publication						.

COVID-19 Health Tools	Targets	LIC	LMIC	UMIC	HIC	New Caledonia
Vaccines						
Secured Vaccines (Doses, % of Population)	> 140	133.1	185.2	225.6	502.3	.
<i>Bilateral Deals</i>		2.3	52.9	130.3	475.7	.
<i>Direct Donations</i>		5.2	27.9	35.1	15.3	.
<i>COVAX</i>		114.3	87.6	37.1	9.2	.
<i>Other</i>		11.3	16.8	23.1	2.1	.
% of Population Fully Vaccinated as of Today		13.06	38.8	48.1	73.1	62.43
Percent of Delivered Vaccine Doses that were Administered		62.7	69.1	76.4	77.7	90.91
Current Rate of Daily Vaccination (per 100 people)		.22	.20	.23	.10	2.58
COVAX AMC Allocation (Course, per 100 people)		22.8	27.4	7.3	0	.
Progress Towards 70% Full Vaccine Coverage						Off track
Diagnostics						
Daily Testing Rate (per 1000 people)	> 1	.06	.65	1.30	50.02	.51
Test Positivity Rate (% , 7-day average)	< 5	3.59	8.47	7.90	22.4	.
Genomic Surveillance (Sequences Shared, % of Cases)	> 1-5	1.23	1.01	0.48	2.65	.01
Financing for Vaccines, Diagnostics, Treatments, PPE						
AVAT orders placed						.
World Bank financing for vaccines (USD mn.)						.
Date approved						.
Date effective						.
ADB financing for vaccines (USD mn.)						.
Global Fund COVID-19 Response Mechanism						
PCR diagnostic tests (USD mn.)						.
RDT diagnostic tests (USD mn.)						.
PPE (USD mn.)						.
Therapeutics – Oxygen (USD mn.)						.
Therapeutics – Others (USD mn.)						.
IMF-WB Joint Debt Sustainability Analysis						
Risk of External Debt Distress						.
Risk of Overall Debt Distress						.
Date of Publication						.



COVID-19 Health Tools	Targets	LIC	LMIC	UMIC	HIC	New Zealand
Vaccines						
Secured Vaccines (Doses, % of Population)	> 140	133.1	185.2	225.6	502.3	722.55
<i>Bilateral Deals</i>		2.3	52.9	130.3	475.7	720.48
<i>Direct Donations</i>		5.2	27.9	35.1	15.3	0
<i>COVAX</i>		114.3	87.6	37.1	9.2	2.07
<i>Other</i>		11.3	16.8	23.1	2.1	0
% of Population Fully Vaccinated as of Today		13.06	38.8	48.1	73.1	79.4
Percent of Delivered Vaccine Doses that were Administered		62.7	69.1	76.4	77.7	90.91
Current Rate of Daily Vaccination (per 100 people)		.22	.20	.23	.10	.1
COVAX AMC Allocation (Course, per 100 people)		22.8	27.4	7.3	0	.
Progress Towards 70% Full Vaccine Coverage						Goal met
Diagnostics						
Daily Testing Rate (per 1000 people)	> 1	.06	.65	1.30	50.02	.76
Test Positivity Rate (% , 7-day average)	< 5	3.59	8.47	7.90	22.4	.
Genomic Surveillance (Sequences Shared, % of Cases)	> 1-5	1.23	1.01	0.48	2.65	1.23
Financing for Vaccines, Diagnostics, Treatments, PPE						
AVAT orders placed						.
World Bank financing for vaccines (USD mn.)						.
Date approved						.
Date effective						.
ADB financing for vaccines (USD mn.)						.
Global Fund COVID-19 Response Mechanism						
PCR diagnostic tests (USD mn.)						.
RDT diagnostic tests (USD mn.)						.
PPE (USD mn.)						.
Therapeutics – Oxygen (USD mn.)						.
Therapeutics – Others (USD mn.)						.
IMF-WB Joint Debt Sustainability Analysis						
Risk of External Debt Distress						.
Risk of Overall Debt Distress						.
Date of Publication						.

COVID-19 Health Tools	Targets	LIC	LMIC	UMIC	HIC	Nicaragua
Vaccines						
Secured Vaccines (Doses, % of Population)	> 140	133.1	185.2	225.6	502.3	164.18
Bilateral Deals		2.3	52.9	130.3	475.7	69.96
Direct Donations		5.2	27.9	35.1	15.3	7.46
COVAX		114.3	87.6	37.1	9.2	86.76
Other		11.3	16.8	23.1	2.1	0
% of Population Fully Vaccinated as of Today		13.06	38.8	48.1	73.1	65.63
Percent of Delivered Vaccine Doses that were Administered		62.7	69.1	76.4	77.7	90.91
Current Rate of Daily Vaccination (per 100 people)		.22	.20	.23	.10	.48
COVAX AMC Allocation (Course, per 100 people)		22.8	27.4	7.3	0	51.24
Progress Towards 70% Full Vaccine Coverage						On track
Diagnostics						
Daily Testing Rate (per 1000 people)	> 1	.06	.65	1.30	50.02	.
Test Positivity Rate (% , 7-day average)	< 5	3.59	8.47	7.90	22.4	.
Genomic Surveillance (Sequences Shared, % of Cases)	> 1-5	1.23	1.01	0.48	2.65	3.94
Financing for Vaccines, Diagnostics, Treatments, PPE						
AVAT orders placed						.
World Bank financing for vaccines (USD mn.)						.
Date approved						.
Date effective						.
ADB financing for vaccines (USD mn.)						.
Global Fund COVID-19 Response Mechanism						
PCR diagnostic tests (USD mn.)						.
RDT diagnostic tests (USD mn.)						.
PPE (USD mn.)						.
Therapeutics – Oxygen (USD mn.)						.
Therapeutics – Others (USD mn.)						.
IMF-WB Joint Debt Sustainability Analysis						
Risk of External Debt Distress						Moderate
Risk of Overall Debt Distress						Moderate
Date of Publication						Nov, 2020

COVID-19 Health Tools	Targets	LIC	LMIC	UMIC	HIC	Niger
Vaccines						
Secured Vaccines (Doses, % of Population)	> 140	133.1	185.2	225.6	502.3	130.9
Bilateral Deals		2.3	52.9	130.3	475.7	0
Direct Donations		5.2	27.9	35.1	15.3	1.69
COVAX		114.3	87.6	37.1	9.2	120
Other		11.3	16.8	23.1	2.1	9.21
% of Population Fully Vaccinated as of Today		13.06	38.8	48.1	73.1	6.15
Percent of Delivered Vaccine Doses that were Administered		62.7	69.1	76.4	77.7	87.34
Current Rate of Daily Vaccination (per 100 people)		.22	.20	.23	.10	.34
COVAX AMC Allocation (Course, per 100 people)		22.8	27.4	7.3	0	14.16
Progress Towards 70% Full Vaccine Coverage						Off track
Diagnostics						
Daily Testing Rate (per 1000 people)	> 1	.06	.65	1.30	50.02	.01
Test Positivity Rate (% , 7-day average)	< 5	3.59	8.47	7.90	22.4	.12
Genomic Surveillance (Sequences Shared, % of Cases)	> 1-5	1.23	1.01	0.48	2.65	2.06
Financing for Vaccines, Diagnostics, Treatments, PPE						
AVAT orders placed						Yes
World Bank financing for vaccines (USD mn.)						29.2
Date approved						Jun 25, 2021
Date effective						.
ADB financing for vaccines (USD mn.)						.
Global Fund COVID-19 Response Mechanism						
PCR diagnostic tests (USD mn.)						0
RDT diagnostic tests (USD mn.)						0
PPE (USD mn.)						0
Therapeutics – Oxygen (USD mn.)						0
Therapeutics – Others (USD mn.)						0
IMF-WB Joint Debt Sustainability Analysis						
Risk of External Debt Distress						Moderate
Risk of Overall Debt Distress						Moderate
Date of Publication						Oct, 2020

COVID-19 Health Tools	Targets	LIC	LMIC	UMIC	HIC	Nigeria
Vaccines						
Secured Vaccines (Doses, % of Population)	> 140	133.1	185.2	225.6	502.3	119.54
Bilateral Deals		2.3	52.9	130.3	475.7	0
Direct Donations		5.2	27.9	35.1	15.3	.71
COVAX		114.3	87.6	37.1	9.2	100
Other		11.3	16.8	23.1	2.1	18.83
% of Population Fully Vaccinated as of Today		13.06	38.8	48.1	73.1	4.52
Percent of Delivered Vaccine Doses that were Administered		62.7	69.1	76.4	77.7	50.17
Current Rate of Daily Vaccination (per 100 people)		.22	.20	.23	.10	.09
COVAX AMC Allocation (Course, per 100 people)		22.8	27.4	7.3	0	29.56
Progress Towards 70% Full Vaccine Coverage						Off track
Diagnostics						
Daily Testing Rate (per 1000 people)	> 1	.06	.65	1.30	50.02	.06
Test Positivity Rate (% , 7-day average)	< 5	3.59	8.47	7.90	22.4	.22
Genomic Surveillance (Sequences Shared, % of Cases)	> 1-5	1.23	1.01	0.48	2.65	2.24
Financing for Vaccines, Diagnostics, Treatments, PPE						
AVAT orders placed						Yes
World Bank financing for vaccines (USD mn.)						400
Date approved						Sep 30, 2021
Date effective						.
ADB financing for vaccines (USD mn.)						.
Global Fund COVID-19 Response Mechanism						
PCR diagnostic tests (USD mn.)						32.1
RDT diagnostic tests (USD mn.)						51.2
PPE (USD mn.)						26.7
Therapeutics – Oxygen (USD mn.)						29
Therapeutics – Others (USD mn.)						15.1
IMF-WB Joint Debt Sustainability Analysis						
Risk of External Debt Distress						.
Risk of Overall Debt Distress						.
Date of Publication						.

COVID-19 Health Tools	Targets	LIC	LMIC	UMIC	HIC	North Macedonia
Vaccines						
Secured Vaccines (Doses, % of Population)	> 140	133.1	185.2	225.6	502.3	208.24
Bilateral Deals		2.3	52.9	130.3	475.7	81.63
Direct Donations		5.2	27.9	35.1	15.3	32.87
COVAX		114.3	87.6	37.1	9.2	26.52
Other		11.3	16.8	23.1	2.1	67.22
% of Population Fully Vaccinated as of Today		13.06	38.8	48.1	73.1	40.11
Percent of Delivered Vaccine Doses that were Administered		62.7	69.1	76.4	77.7	82.27
Current Rate of Daily Vaccination (per 100 people)		.22	.20	.23	.10	.02
COVAX AMC Allocation (Course, per 100 people)		22.8	27.4	7.3	0	.
Progress Towards 70% Full Vaccine Coverage						Off track
Diagnostics						
Daily Testing Rate (per 1000 people)	> 1	.06	.65	1.30	50.02	2.36
Test Positivity Rate (% , 7-day average)	< 5	3.59	8.47	7.90	22.4	9.7
Genomic Surveillance (Sequences Shared, % of Cases)	> 1-5	1.23	1.01	0.48	2.65	.27
Financing for Vaccines, Diagnostics, Treatments, PPE						
AVAT orders placed						.
World Bank financing for vaccines (USD mn.)						.
Date approved						.
Date effective						.
ADB financing for vaccines (USD mn.)						.
Global Fund COVID-19 Response Mechanism						
PCR diagnostic tests (USD mn.)						.
RDT diagnostic tests (USD mn.)						.
PPE (USD mn.)						.
Therapeutics – Oxygen (USD mn.)						.
Therapeutics – Others (USD mn.)						.
IMF-WB Joint Debt Sustainability Analysis						
Risk of External Debt Distress						.
Risk of Overall Debt Distress						.
Date of Publication						.



COVID-19 Health Tools	Targets	LIC	LMIC	UMIC	HIC	Norway
Vaccines						
Secured Vaccines (Doses, % of Population)	> 140	133.1	185.2	225.6	502.3	265.15
Bilateral Deals		2.3	52.9	130.3	475.7	265.15
Direct Donations		5.2	27.9	35.1	15.3	0
COVAX		114.3	87.6	37.1	9.2	0
Other		11.3	16.8	23.1	2.1	0
% of Population Fully Vaccinated as of Today		13.06	38.8	48.1	73.1	73.71
Percent of Delivered Vaccine Doses that were Administered		62.7	69.1	76.4	77.7	77.82
Current Rate of Daily Vaccination (per 100 people)		.22	.20	.23	.10	.02
COVAX AMC Allocation (Course, per 100 people)		22.8	27.4	7.3	0	.
Progress Towards 70% Full Vaccine Coverage						Goal met
Diagnostics						
Daily Testing Rate (per 1000 people)	> 1	.06	.65	1.30	50.02	5.24
Test Positivity Rate (% , 7-day average)	< 5	3.59	8.47	7.90	22.4	17.6
Genomic Surveillance (Sequences Shared, % of Cases)	> 1-5	1.23	1.01	0.48	2.65	3.99
Financing for Vaccines, Diagnostics, Treatments, PPE						
AVAT orders placed						.
World Bank financing for vaccines (USD mn.)						.
Date approved						.
Date effective						.
ADB financing for vaccines (USD mn.)						.
Global Fund COVID-19 Response Mechanism						
PCR diagnostic tests (USD mn.)						.
RDT diagnostic tests (USD mn.)						.
PPE (USD mn.)						.
Therapeutics – Oxygen (USD mn.)						.
Therapeutics – Others (USD mn.)						.
IMF-WB Joint Debt Sustainability Analysis						
Risk of External Debt Distress						.
Risk of Overall Debt Distress						.
Date of Publication						.

COVID-19 Health Tools	Targets	LIC	LMIC	UMIC	HIC	Oman
Vaccines						
Secured Vaccines (Doses, % of Population)	> 140	133.1	185.2	225.6	502.3	147.67
Bilateral Deals		2.3	52.9	130.3	475.7	133.57
Direct Donations		5.2	27.9	35.1	15.3	3.83
COVAX		114.3	87.6	37.1	9.2	10.28
Other		11.3	16.8	23.1	2.1	0
% of Population Fully Vaccinated as of Today		13.06	38.8	48.1	73.1	57.9
Percent of Delivered Vaccine Doses that were Administered		62.7	69.1	76.4	77.7	90.91
Current Rate of Daily Vaccination (per 100 people)		.22	.20	.23	.10	.08
COVAX AMC Allocation (Course, per 100 people)		22.8	27.4	7.3	0	.
Progress Towards 70% Full Vaccine Coverage						Off track
Diagnostics						
Daily Testing Rate (per 1000 people)	> 1	.06	.65	1.30	50.02	.13
Test Positivity Rate (% , 7-day average)	< 5	3.59	8.47	7.90	22.4	.
Genomic Surveillance (Sequences Shared, % of Cases)	> 1-5	1.23	1.01	0.48	2.65	.22
Financing for Vaccines, Diagnostics, Treatments, PPE						
AVAT orders placed						.
World Bank financing for vaccines (USD mn.)						.
Date approved						.
Date effective						.
ADB financing for vaccines (USD mn.)						.
Global Fund COVID-19 Response Mechanism						
PCR diagnostic tests (USD mn.)						.
RDT diagnostic tests (USD mn.)						.
PPE (USD mn.)						.
Therapeutics – Oxygen (USD mn.)						.
Therapeutics – Others (USD mn.)						.
IMF-WB Joint Debt Sustainability Analysis						
Risk of External Debt Distress						.
Risk of Overall Debt Distress						.
Date of Publication						.

COVID-19 Health Tools	Targets	LIC	LMIC	UMIC	HIC	Pakistan
Vaccines						
Secured Vaccines (Doses, % of Population)	> 140	133.1	185.2	225.6	502.3	116.22
Bilateral Deals		2.3	52.9	130.3	475.7	22.04
Direct Donations		5.2	27.9	35.1	15.3	4.85
COVAX		114.3	87.6	37.1	9.2	80
Other		11.3	16.8	23.1	2.1	9.33
% of Population Fully Vaccinated as of Today		13.06	38.8	48.1	73.1	51.41
Percent of Delivered Vaccine Doses that were Administered		62.7	69.1	76.4	77.7	90.91
Current Rate of Daily Vaccination (per 100 people)		.22	.20	.23	.10	.39
COVAX AMC Allocation (Course, per 100 people)		22.8	27.4	7.3	0	31.38
Progress Towards 70% Full Vaccine Coverage						On track
Diagnostics						
Daily Testing Rate (per 1000 people)	> 1	.06	.65	1.30	50.02	.12
Test Positivity Rate (% , 7-day average)	< 5	3.59	8.47	7.90	22.4	.78
Genomic Surveillance (Sequences Shared, % of Cases)	> 1-5	1.23	1.01	0.48	2.65	.17
Financing for Vaccines, Diagnostics, Treatments, PPE						
AVAT orders placed						.
World Bank financing for vaccines (USD mn.)						.
Date approved						.
Date effective						.
ADB financing for vaccines (USD mn.)						500
Global Fund COVID-19 Response Mechanism						
PCR diagnostic tests (USD mn.)						0
RDT diagnostic tests (USD mn.)						0
PPE (USD mn.)						0
Therapeutics – Oxygen (USD mn.)						0
Therapeutics – Others (USD mn.)						0
IMF-WB Joint Debt Sustainability Analysis						
Risk of External Debt Distress						.
Risk of Overall Debt Distress						.
Date of Publication						.

COVID-19 Health Tools	Targets	LIC	LMIC	UMIC	HIC	Palau
Vaccines						
Secured Vaccines (Doses, % of Population)	> 140	133.1	185.2	225.6	502.3	259.38
<i>Bilateral Deals</i>		2.3	52.9	130.3	475.7	225.26
<i>Direct Donations</i>		5.2	27.9	35.1	15.3	34.11
<i>COVAX</i>		114.3	87.6	37.1	9.2	0
<i>Other</i>		11.3	16.8	23.1	2.1	0
% of Population Fully Vaccinated as of Today		13.06	38.8	48.1	73.1	94.71
Percent of Delivered Vaccine Doses that were Administered		62.7	69.1	76.4	77.7	100
Current Rate of Daily Vaccination (per 100 people)		.22	.20	.23	.10	.
COVAX AMC Allocation (Course, per 100 people)		22.8	27.4	7.3	0	.
Progress Towards 70% Full Vaccine Coverage						Goal met
Diagnostics						
Daily Testing Rate (per 1000 people)	> 1	.06	.65	1.30	50.02	.
Test Positivity Rate (% , 7-day average)	< 5	3.59	8.47	7.90	22.4	.
Genomic Surveillance (Sequences Shared, % of Cases)	> 1-5	1.23	1.01	0.48	2.65	.42
Financing for Vaccines, Diagnostics, Treatments, PPE						
AVAT orders placed						.
World Bank financing for vaccines (USD mn.)						.
Date approved						.
Date effective						.
ADB financing for vaccines (USD mn.)						.
Global Fund COVID-19 Response Mechanism						
PCR diagnostic tests (USD mn.)						.
RDT diagnostic tests (USD mn.)						.
PPE (USD mn.)						.
Therapeutics – Oxygen (USD mn.)						.
Therapeutics – Others (USD mn.)						.
IMF-WB Joint Debt Sustainability Analysis						
Risk of External Debt Distress						.
Risk of Overall Debt Distress						.
Date of Publication						.

COVID-19 Health Tools	Targets	LIC	LMIC	UMIC	HIC	Panama
Vaccines						
Secured Vaccines (Doses, % of Population)	> 140	133.1	185.2	225.6	502.3	289.1
<i>Bilateral Deals</i>		2.3	52.9	130.3	475.7	253.1
<i>Direct Donations</i>		5.2	27.9	35.1	15.3	11.48
<i>COVAX</i>		114.3	87.6	37.1	9.2	24.51
<i>Other</i>		11.3	16.8	23.1	2.1	0
% of Population Fully Vaccinated as of Today		13.06	38.8	48.1	73.1	69.31
Percent of Delivered Vaccine Doses that were Administered		62.7	69.1	76.4	77.7	90.91
Current Rate of Daily Vaccination (per 100 people)		.22	.20	.23	.10	.23
COVAX AMC Allocation (Course, per 100 people)		22.8	27.4	7.3	0	.
Progress Towards 70% Full Vaccine Coverage						On track
Diagnostics						
Daily Testing Rate (per 1000 people)	> 1	.06	.65	1.30	50.02	1.62
Test Positivity Rate (% , 7-day average)	< 5	3.59	8.47	7.90	22.4	4.25
Genomic Surveillance (Sequences Shared, % of Cases)	> 1-5	1.23	1.01	0.48	2.65	.37
Financing for Vaccines, Diagnostics, Treatments, PPE						
AVAT orders placed						.
World Bank financing for vaccines (USD mn.)						.
Date approved						.
Date effective						.
ADB financing for vaccines (USD mn.)						.
Global Fund COVID-19 Response Mechanism						
PCR diagnostic tests (USD mn.)						.2
RDT diagnostic tests (USD mn.)						0
PPE (USD mn.)						0
Therapeutics – Oxygen (USD mn.)						0
Therapeutics – Others (USD mn.)						0
IMF-WB Joint Debt Sustainability Analysis						
Risk of External Debt Distress						.
Risk of Overall Debt Distress						.
Date of Publication						.



COVID-19 Health Tools	Targets	LIC	LMIC	UMIC	HIC	Papua New Guinea
Vaccines						
Secured Vaccines (Doses, % of Population)	> 140	133.1	185.2	225.6	502.3	102.4
Bilateral Deals		2.3	52.9	130.3	475.7	0
Direct Donations		5.2	27.9	35.1	15.3	2.4
COVAX		114.3	87.6	37.1	9.2	100
Other		11.3	16.8	23.1	2.1	0
% of Population Fully Vaccinated as of Today		13.06	38.8	48.1	73.1	2.82
Percent of Delivered Vaccine Doses that were Administered		62.7	69.1	76.4	77.7	44.62
Current Rate of Daily Vaccination (per 100 people)		.22	.20	.23	.10	.01
COVAX AMC Allocation (Course, per 100 people)		22.8	27.4	7.3	0	10.44
Progress Towards 70% Full Vaccine Coverage						Off track
Diagnostics						
Daily Testing Rate (per 1000 people)	> 1	.06	.65	1.30	50.02	.06
Test Positivity Rate (% , 7-day average)	< 5	3.59	8.47	7.90	22.4	.
Genomic Surveillance (Sequences Shared, % of Cases)	> 1-5	1.23	1.01	0.48	2.65	9.91
Financing for Vaccines, Diagnostics, Treatments, PPE						
AVAT orders placed						.
World Bank financing for vaccines (USD mn.)						30
Date approved						Jun 22, 2021
Date effective						.
ADB financing for vaccines (USD mn.)						.
Global Fund COVID-19 Response Mechanism						
PCR diagnostic tests (USD mn.)						3.4
RDT diagnostic tests (USD mn.)						1
PPE (USD mn.)						0
Therapeutics – Oxygen (USD mn.)						1.2
Therapeutics – Others (USD mn.)						0
IMF-WB Joint Debt Sustainability Analysis						
Risk of External Debt Distress						High
Risk of Overall Debt Distress						High
Date of Publication						Jun, 2020

COVID-19 Health Tools	Targets	LIC	LMIC	UMIC	HIC	Paraguay
Vaccines						
Secured Vaccines (Doses, % of Population)	> 140	133.1	185.2	225.6	502.3	174.1
Bilateral Deals		2.3	52.9	130.3	475.7	100.42
Direct Donations		5.2	27.9	35.1	15.3	39.92
COVAX		114.3	87.6	37.1	9.2	33.76
Other		11.3	16.8	23.1	2.1	0
% of Population Fully Vaccinated as of Today		13.06	38.8	48.1	73.1	46.15
Percent of Delivered Vaccine Doses that were Administered		62.7	69.1	76.4	77.7	90.91
Current Rate of Daily Vaccination (per 100 people)		.22	.20	.23	.10	.1
COVAX AMC Allocation (Course, per 100 people)		22.8	27.4	7.3	0	.
Progress Towards 70% Full Vaccine Coverage						Off track
Diagnostics						
Daily Testing Rate (per 1000 people)	> 1	.06	.65	1.30	50.02	.25
Test Positivity Rate (% , 7-day average)	< 5	3.59	8.47	7.90	22.4	6.54
Genomic Surveillance (Sequences Shared, % of Cases)	> 1-5	1.23	1.01	0.48	2.65	.2
Financing for Vaccines, Diagnostics, Treatments, PPE						
AVAT orders placed						.
World Bank financing for vaccines (USD mn.)						.
Date approved						.
Date effective						.
ADB financing for vaccines (USD mn.)						.
Global Fund COVID-19 Response Mechanism						
PCR diagnostic tests (USD mn.)						.7
RDT diagnostic tests (USD mn.)						.2
PPE (USD mn.)						.1
Therapeutics – Oxygen (USD mn.)						1.3
Therapeutics – Others (USD mn.)						.1
IMF-WB Joint Debt Sustainability Analysis						
Risk of External Debt Distress						.
Risk of Overall Debt Distress						.
Date of Publication						.

COVID-19 Health Tools	Targets	LIC	LMIC	UMIC	HIC	Peru
Vaccines						
Secured Vaccines (Doses, % of Population)	> 140	133.1	185.2	225.6	502.3	471.65
Bilateral Deals		2.3	52.9	130.3	475.7	437.79
Direct Donations		5.2	27.9	35.1	15.3	9.1
COVAX		114.3	87.6	37.1	9.2	24.77
Other		11.3	16.8	23.1	2.1	0
% of Population Fully Vaccinated as of Today		13.06	38.8	48.1	73.1	78.37
Percent of Delivered Vaccine Doses that were Administered		62.7	69.1	76.4	77.7	90.91
Current Rate of Daily Vaccination (per 100 people)		.22	.20	.23	.10	.44
COVAX AMC Allocation (Course, per 100 people)		22.8	27.4	7.3	0	.
Progress Towards 70% Full Vaccine Coverage						Goal met
Diagnostics						
Daily Testing Rate (per 1000 people)	> 1	.06	.65	1.30	50.02	1.4
Test Positivity Rate (% , 7-day average)	< 5	3.59	8.47	7.90	22.4	1
Genomic Surveillance (Sequences Shared, % of Cases)	> 1-5	1.23	1.01	0.48	2.65	.54
Financing for Vaccines, Diagnostics, Treatments, PPE						
AVAT orders placed						.
World Bank financing for vaccines (USD mn.)						.
Date approved						.
Date effective						.
ADB financing for vaccines (USD mn.)						.
Global Fund COVID-19 Response Mechanism						
PCR diagnostic tests (USD mn.)						.1
RDT diagnostic tests (USD mn.)						1.2
PPE (USD mn.)						2.2
Therapeutics – Oxygen (USD mn.)						.8
Therapeutics – Others (USD mn.)						.8
IMF-WB Joint Debt Sustainability Analysis						
Risk of External Debt Distress						.
Risk of Overall Debt Distress						.
Date of Publication						.

COVID-19 Health Tools	Targets	LIC	LMIC	UMIC	HIC	Philippines
Vaccines						
Secured Vaccines (Doses, % of Population)	> 140	133.1	185.2	225.6	502.3	289.61
Bilateral Deals		2.3	52.9	130.3	475.7	169.12
Direct Donations		5.2	27.9	35.1	15.3	28.78
COVAX		114.3	87.6	37.1	9.2	80
Other		11.3	16.8	23.1	2.1	11.71
% of Population Fully Vaccinated as of Today		13.06	38.8	48.1	73.1	59.74
Percent of Delivered Vaccine Doses that were Administered		62.7	69.1	76.4	77.7	60.96
Current Rate of Daily Vaccination (per 100 people)		.22	.20	.23	.10	.15
COVAX AMC Allocation (Course, per 100 people)		22.8	27.4	7.3	0	49.16
Progress Towards 70% Full Vaccine Coverage						On track
Diagnostics						
Daily Testing Rate (per 1000 people)	> 1	.06	.65	1.30	50.02	.19
Test Positivity Rate (% , 7-day average)	< 5	3.59	8.47	7.90	22.4	2.41
Genomic Surveillance (Sequences Shared, % of Cases)	> 1-5	1.23	1.01	0.48	2.65	.4
Financing for Vaccines, Diagnostics, Treatments, PPE						
AVAT orders placed						.
World Bank financing for vaccines (USD mn.)						500
Date approved						Mar 11, 2021
Date effective						Mar 31, 2021
ADB financing for vaccines (USD mn.)						.
Global Fund COVID-19 Response Mechanism						
PCR diagnostic tests (USD mn.)						.4
RDT diagnostic tests (USD mn.)						0
PPE (USD mn.)						0
Therapeutics – Oxygen (USD mn.)						18.5
Therapeutics – Others (USD mn.)						3.7
IMF-WB Joint Debt Sustainability Analysis						
Risk of External Debt Distress						.
Risk of Overall Debt Distress						.
Date of Publication						.

COVID-19 Health Tools	Targets	LIC	LMIC	UMIC	HIC	Poland
Vaccines						
Secured Vaccines (Doses, % of Population)	> 140	133.1	185.2	225.6	502.3	628.94
Bilateral Deals		2.3	52.9	130.3	475.7	628.94
Direct Donations		5.2	27.9	35.1	15.3	0
COVAX		114.3	87.6	37.1	9.2	0
Other		11.3	16.8	23.1	2.1	0
% of Population Fully Vaccinated as of Today		13.06	38.8	48.1	73.1	59.2
Percent of Delivered Vaccine Doses that were Administered		62.7	69.1	76.4	77.7	51.22
Current Rate of Daily Vaccination (per 100 people)		.22	.20	.23	.10	.03
COVAX AMC Allocation (Course, per 100 people)		22.8	27.4	7.3	0	.
Progress Towards 70% Full Vaccine Coverage						Off track
Diagnostics						
Daily Testing Rate (per 1000 people)	> 1	.06	.65	1.30	50.02	1.88
Test Positivity Rate (% , 7-day average)	< 5	3.59	8.47	7.90	22.4	15.06
Genomic Surveillance (Sequences Shared, % of Cases)	> 1-5	1.23	1.01	0.48	2.65	1.34
Financing for Vaccines, Diagnostics, Treatments, PPE						
AVAT orders placed						.
World Bank financing for vaccines (USD mn.)						.
Date approved						.
Date effective						.
ADB financing for vaccines (USD mn.)						.
Global Fund COVID-19 Response Mechanism						
PCR diagnostic tests (USD mn.)						.
RDT diagnostic tests (USD mn.)						.
PPE (USD mn.)						.
Therapeutics – Oxygen (USD mn.)						.
Therapeutics – Others (USD mn.)						.
IMF-WB Joint Debt Sustainability Analysis						
Risk of External Debt Distress						.
Risk of Overall Debt Distress						.
Date of Publication						.



COVID-19 Health Tools	Targets	LIC	LMIC	UMIC	HIC	Portugal
Vaccines						
Secured Vaccines (Doses, % of Population)	> 140	133.1	185.2	225.6	502.3	628.94
Bilateral Deals		2.3	52.9	130.3	475.7	628.94
Direct Donations		5.2	27.9	35.1	15.3	0
COVAX		114.3	87.6	37.1	9.2	0
Other		11.3	16.8	23.1	2.1	0
% of Population Fully Vaccinated as of Today		13.06	38.8	48.1	73.1	92.6
Percent of Delivered Vaccine Doses that were Administered		62.7	69.1	76.4	77.7	70.01
Current Rate of Daily Vaccination (per 100 people)		.22	.20	.23	.10	.11
COVAX AMC Allocation (Course, per 100 people)		22.8	27.4	7.3	0	.
Progress Towards 70% Full Vaccine Coverage						Goal met
Diagnostics						
Daily Testing Rate (per 1000 people)	> 1	.06	.65	1.30	50.02	4.3
Test Positivity Rate (%, 7-day average)	< 5	3.59	8.47	7.90	22.4	20.39
Genomic Surveillance (Sequences Shared, % of Cases)	> 1-5	1.23	1.01	0.48	2.65	.86
Financing for Vaccines, Diagnostics, Treatments, PPE						
AVAT orders placed						.
World Bank financing for vaccines (USD mn.)						.
Date approved						.
Date effective						.
ADB financing for vaccines (USD mn.)						.
Global Fund COVID-19 Response Mechanism						
PCR diagnostic tests (USD mn.)						.
RDT diagnostic tests (USD mn.)						.
PPE (USD mn.)						.
Therapeutics – Oxygen (USD mn.)						.
Therapeutics – Others (USD mn.)						.
IMF-WB Joint Debt Sustainability Analysis						
Risk of External Debt Distress						.
Risk of Overall Debt Distress						.
Date of Publication						.

COVID-19 Health Tools	Targets	LIC	LMIC	UMIC	HIC	Qatar
Vaccines						
Secured Vaccines (Doses, % of Population)	> 140	133.1	185.2	225.6	502.3	250.06
Bilateral Deals		2.3	52.9	130.3	475.7	227.21
Direct Donations		5.2	27.9	35.1	15.3	0
COVAX		114.3	87.6	37.1	9.2	22.85
Other		11.3	16.8	23.1	2.1	0
% of Population Fully Vaccinated as of Today		13.06	38.8	48.1	73.1	88.5
Percent of Delivered Vaccine Doses that were Administered		62.7	69.1	76.4	77.7	90.91
Current Rate of Daily Vaccination (per 100 people)		.22	.20	.23	.10	.24
COVAX AMC Allocation (Course, per 100 people)		22.8	27.4	7.3	0	.
Progress Towards 70% Full Vaccine Coverage						Goal met
Diagnostics						
Daily Testing Rate (per 1000 people)	> 1	.06	.65	1.30	50.02	.28
Test Positivity Rate (% , 7-day average)	< 5	3.59	8.47	7.90	22.4	.
Genomic Surveillance (Sequences Shared, % of Cases)	> 1-5	1.23	1.01	0.48	2.65	1.34
Financing for Vaccines, Diagnostics, Treatments, PPE						
AVAT orders placed						.
World Bank financing for vaccines (USD mn.)						.
Date approved						.
Date effective						.
ADB financing for vaccines (USD mn.)						.
Global Fund COVID-19 Response Mechanism						
PCR diagnostic tests (USD mn.)						.
RDT diagnostic tests (USD mn.)						.
PPE (USD mn.)						.
Therapeutics – Oxygen (USD mn.)						.
Therapeutics – Others (USD mn.)						.
IMF-WB Joint Debt Sustainability Analysis						
Risk of External Debt Distress						.
Risk of Overall Debt Distress						.
Date of Publication						.

COVID-19 Health Tools	Targets	LIC	LMIC	UMIC	HIC	Romania
Vaccines						
Secured Vaccines (Doses, % of Population)	> 140	133.1	185.2	225.6	502.3	628.94
Bilateral Deals		2.3	52.9	130.3	475.7	628.94
Direct Donations		5.2	27.9	35.1	15.3	0
COVAX		114.3	87.6	37.1	9.2	0
Other		11.3	16.8	23.1	2.1	0
% of Population Fully Vaccinated as of Today		13.06	38.8	48.1	73.1	42.28
Percent of Delivered Vaccine Doses that were Administered		62.7	69.1	76.4	77.7	62.26
Current Rate of Daily Vaccination (per 100 people)		.22	.20	.23	.10	.01
COVAX AMC Allocation (Course, per 100 people)		22.8	27.4	7.3	0	.
Progress Towards 70% Full Vaccine Coverage						Off track
Diagnostics						
Daily Testing Rate (per 1000 people)	> 1	.06	.65	1.30	50.02	1.96
Test Positivity Rate (% , 7-day average)	< 5	3.59	8.47	7.90	22.4	5.65
Genomic Surveillance (Sequences Shared, % of Cases)	> 1-5	1.23	1.01	0.48	2.65	.46
Financing for Vaccines, Diagnostics, Treatments, PPE						
AVAT orders placed						.
World Bank financing for vaccines (USD mn.)						.
Date approved						.
Date effective						.
ADB financing for vaccines (USD mn.)						.
Global Fund COVID-19 Response Mechanism						
PCR diagnostic tests (USD mn.)						.9
RDT diagnostic tests (USD mn.)						0
PPE (USD mn.)						0
Therapeutics – Oxygen (USD mn.)						0
Therapeutics – Others (USD mn.)						0
IMF-WB Joint Debt Sustainability Analysis						
Risk of External Debt Distress						.
Risk of Overall Debt Distress						.
Date of Publication						.

COVID-19 Health Tools	Targets	LIC	LMIC	UMIC	HIC	Russian Federation
Vaccines						
Secured Vaccines (Doses, % of Population)	> 140	133.1	185.2	225.6	502.3	200
<i>Bilateral Deals</i>		2.3	52.9	130.3	475.7	0
<i>Direct Donations</i>		5.2	27.9	35.1	15.3	0
<i>COVAX</i>		114.3	87.6	37.1	9.2	0
<i>Other</i>		11.3	16.8	23.1	2.1	200
% of Population Fully Vaccinated as of Today		13.06	38.8	48.1	73.1	50
Percent of Delivered Vaccine Doses that were Administered		62.7	69.1	76.4	77.7	90.91
Current Rate of Daily Vaccination (per 100 people)		.22	.20	.23	.10	.06
COVAX AMC Allocation (Course, per 100 people)		22.8	27.4	7.3	0	.
Progress Towards 70% Full Vaccine Coverage						On track
Diagnostics						
Daily Testing Rate (per 1000 people)	> 1	.06	.65	1.30	50.02	1.71
Test Positivity Rate (% , 7-day average)	< 5	3.59	8.47	7.90	22.4	9.41
Genomic Surveillance (Sequences Shared, % of Cases)	> 1-5	1.23	1.01	0.48	2.65	.09
Financing for Vaccines, Diagnostics, Treatments, PPE						
AVAT orders placed						.
World Bank financing for vaccines (USD mn.)						.
Date approved						.
Date effective						.
ADB financing for vaccines (USD mn.)						.
Global Fund COVID-19 Response Mechanism						
PCR diagnostic tests (USD mn.)						.
RDT diagnostic tests (USD mn.)						.
PPE (USD mn.)						.
Therapeutics – Oxygen (USD mn.)						.
Therapeutics – Others (USD mn.)						.
IMF-WB Joint Debt Sustainability Analysis						
Risk of External Debt Distress						.
Risk of Overall Debt Distress						.
Date of Publication						.

COVID-19 Health Tools	Targets	LIC	LMIC	UMIC	HIC	Rwanda
Vaccines						
Secured Vaccines (Doses, % of Population)	> 140	133.1	185.2	225.6	502.3	196.31
<i>Bilateral Deals</i>		2.3	52.9	130.3	475.7	8.48
<i>Direct Donations</i>		5.2	27.9	35.1	15.3	29.42
<i>COVAX</i>		114.3	87.6	37.1	9.2	112.54
<i>Other</i>		11.3	16.8	23.1	2.1	45.87
% of Population Fully Vaccinated as of Today		13.06	38.8	48.1	73.1	61.36
Percent of Delivered Vaccine Doses that were Administered		62.7	69.1	76.4	77.7	77.28
Current Rate of Daily Vaccination (per 100 people)		.22	.20	.23	.10	.16
COVAX AMC Allocation (Course, per 100 people)		22.8	27.4	7.3	0	62.92
Progress Towards 70% Full Vaccine Coverage						On track
Diagnostics						
Daily Testing Rate (per 1000 people)	> 1	.06	.65	1.30	50.02	.54
Test Positivity Rate (%, 7-day average)	< 5	3.59	8.47	7.90	22.4	.04
Genomic Surveillance (Sequences Shared, % of Cases)	> 1-5	1.23	1.01	0.48	2.65	.61
Financing for Vaccines, Diagnostics, Treatments, PPE						
AVAT orders placed						Yes
World Bank financing for vaccines (USD mn.)						45
Date approved						Apr 16, 2021
Date effective						Jun 21, 2021
ADB financing for vaccines (USD mn.)						.
Global Fund COVID-19 Response Mechanism						
PCR diagnostic tests (USD mn.)						1.7
RDT diagnostic tests (USD mn.)						3.1
PPE (USD mn.)						3.4
Therapeutics – Oxygen (USD mn.)						2.1
Therapeutics – Others (USD mn.)						.1
IMF-WB Joint Debt Sustainability Analysis						
Risk of External Debt Distress						Moderate
Risk of Overall Debt Distress						Moderate
Date of Publication						Jul, 2021



COVID-19 Health Tools	Targets	LIC	LMIC	UMIC	HIC	Samoa
Vaccines						
Secured Vaccines (Doses, % of Population)	> 140	133.1	185.2	225.6	502.3	215.25
Bilateral Deals		2.3	52.9	130.3	475.7	0
Direct Donations		5.2	27.9	35.1	15.3	29.98
COVAX		114.3	87.6	37.1	9.2	185.27
Other		11.3	16.8	23.1	2.1	0
% of Population Fully Vaccinated as of Today		13.06	38.8	48.1	73.1	65.96
Percent of Delivered Vaccine Doses that were Administered		62.7	69.1	76.4	77.7	90.91
Current Rate of Daily Vaccination (per 100 people)		.22	.20	.23	.10	1.23
COVAX AMC Allocation (Course, per 100 people)		22.8	27.4	7.3	0	68.4
Progress Towards 70% Full Vaccine Coverage						On track
Diagnostics						
Daily Testing Rate (per 1000 people)	> 1	.06	.65	1.30	50.02	.
Test Positivity Rate (% , 7-day average)	< 5	3.59	8.47	7.90	22.4	.
Genomic Surveillance (Sequences Shared, % of Cases)	> 1-5	1.23	1.01	0.48	2.65	.
Financing for Vaccines, Diagnostics, Treatments, PPE						
AVAT orders placed						.
World Bank financing for vaccines (USD mn.)						.
Date approved						.
Date effective						.
ADB financing for vaccines (USD mn.)						8
Global Fund COVID-19 Response Mechanism						
PCR diagnostic tests (USD mn.)						.
RDT diagnostic tests (USD mn.)						.
PPE (USD mn.)						.
Therapeutics – Oxygen (USD mn.)						.
Therapeutics – Others (USD mn.)						.
IMF-WB Joint Debt Sustainability Analysis						
Risk of External Debt Distress						High
Risk of Overall Debt Distress						High
Date of Publication						Mar, 2021

COVID-19 Health Tools	Targets	LIC	LMIC	UMIC	HIC	San Marino
Vaccines						
Secured Vaccines (Doses, % of Population)	> 140	133.1	185.2	225.6	502.3	220.7
<i>Bilateral Deals</i>		2.3	52.9	130.3	475.7	220.7
<i>Direct Donations</i>		5.2	27.9	35.1	15.3	0
<i>COVAX</i>		114.3	87.6	37.1	9.2	0
<i>Other</i>		11.3	16.8	23.1	2.1	0
% of Population Fully Vaccinated as of Today		13.06	38.8	48.1	73.1	69.4
Percent of Delivered Vaccine Doses that were Administered		62.7	69.1	76.4	77.7	90.91
Current Rate of Daily Vaccination (per 100 people)		.22	.20	.23	.10	.03
COVAX AMC Allocation (Course, per 100 people)		22.8	27.4	7.3	0	.
Progress Towards 70% Full Vaccine Coverage						Off track
Diagnostics						
Daily Testing Rate (per 1000 people)	> 1	.06	.65	1.30	50.02	12.03
Test Positivity Rate (% , 7-day average)	< 5	3.59	8.47	7.90	22.4	.
Genomic Surveillance (Sequences Shared, % of Cases)	> 1-5	1.23	1.01	0.48	2.65	.
Financing for Vaccines, Diagnostics, Treatments, PPE						
AVAT orders placed						.
World Bank financing for vaccines (USD mn.)						.
Date approved						.
Date effective						.
ADB financing for vaccines (USD mn.)						.
Global Fund COVID-19 Response Mechanism						
PCR diagnostic tests (USD mn.)						.
RDT diagnostic tests (USD mn.)						.
PPE (USD mn.)						.
Therapeutics – Oxygen (USD mn.)						.
Therapeutics – Others (USD mn.)						.
IMF-WB Joint Debt Sustainability Analysis						
Risk of External Debt Distress						.
Risk of Overall Debt Distress						.
Date of Publication						.

COVID-19 Health Tools	Targets	LIC	LMIC	UMIC	HIC	Sao Tome and Principe
Vaccines						
Secured Vaccines (Doses, % of Population)	> 140	133.1	185.2	225.6	502.3	191.87
Bilateral Deals		2.3	52.9	130.3	475.7	0
Direct Donations		5.2	27.9	35.1	15.3	33.13
COVAX		114.3	87.6	37.1	9.2	90.69
Other		11.3	16.8	23.1	2.1	68.05
% of Population Fully Vaccinated as of Today		13.06	38.8	48.1	73.1	38.91
Percent of Delivered Vaccine Doses that were Administered		62.7	69.1	76.4	77.7	52.92
Current Rate of Daily Vaccination (per 100 people)		.22	.20	.23	.10	.07
COVAX AMC Allocation (Course, per 100 people)		22.8	27.4	7.3	0	49.86
Progress Towards 70% Full Vaccine Coverage						Off track
Diagnostics						
Daily Testing Rate (per 1000 people)	> 1	.06	.65	1.30	50.02	.33
Test Positivity Rate (% , 7-day average)	< 5	3.59	8.47	7.90	22.4	.
Genomic Surveillance (Sequences Shared, % of Cases)	> 1-5	1.23	1.01	0.48	2.65	.17
Financing for Vaccines, Diagnostics, Treatments, PPE						
AVAT orders placed						Yes
World Bank financing for vaccines (USD mn.)						6.5
Date approved						May 13, 2021
Date effective						Jun 28, 2021
ADB financing for vaccines (USD mn.)						.
Global Fund COVID-19 Response Mechanism						
PCR diagnostic tests (USD mn.)						.
RDT diagnostic tests (USD mn.)						.
PPE (USD mn.)						.
Therapeutics – Oxygen (USD mn.)						.
Therapeutics – Others (USD mn.)						.
IMF-WB Joint Debt Sustainability Analysis						
Risk of External Debt Distress						In distress
Risk of Overall Debt Distress						In distress
Date of Publication						Feb, 2021

COVID-19 Health Tools	Targets	LIC	LMIC	UMIC	HIC	Saudi Arabia
Vaccines						
Secured Vaccines (Doses, % of Population)	> 140	133.1	185.2	225.6	502.3	196.72
<i>Bilateral Deals</i>		2.3	52.9	130.3	475.7	191.71
<i>Direct Donations</i>		5.2	27.9	35.1	15.3	0
<i>COVAX</i>		114.3	87.6	37.1	9.2	5.02
<i>Other</i>		11.3	16.8	23.1	2.1	0
% of Population Fully Vaccinated as of Today		13.06	38.8	48.1	73.1	69.58
Percent of Delivered Vaccine Doses that were Administered		62.7	69.1	76.4	77.7	90.91
Current Rate of Daily Vaccination (per 100 people)		.22	.20	.23	.10	.18
COVAX AMC Allocation (Course, per 100 people)		22.8	27.4	7.3	0	.
Progress Towards 70% Full Vaccine Coverage						On track
Diagnostics						
Daily Testing Rate (per 1000 people)	> 1	.06	.65	1.30	50.02	.36
Test Positivity Rate (% , 7-day average)	< 5	3.59	8.47	7.90	22.4	.73
Genomic Surveillance (Sequences Shared, % of Cases)	> 1-5	1.23	1.01	0.48	2.65	.16
Financing for Vaccines, Diagnostics, Treatments, PPE						
AVAT orders placed						.
World Bank financing for vaccines (USD mn.)						.
Date approved						.
Date effective						.
ADB financing for vaccines (USD mn.)						.
Global Fund COVID-19 Response Mechanism						
PCR diagnostic tests (USD mn.)						.
RDT diagnostic tests (USD mn.)						.
PPE (USD mn.)						.
Therapeutics – Oxygen (USD mn.)						.
Therapeutics – Others (USD mn.)						.
IMF-WB Joint Debt Sustainability Analysis						
Risk of External Debt Distress						.
Risk of Overall Debt Distress						.
Date of Publication						.

COVID-19 Health Tools	Targets	LIC	LMIC	UMIC	HIC	Senegal
Vaccines						
Secured Vaccines (Doses, % of Population)	> 140	133.1	185.2	225.6	502.3	127.6
<i>Bilateral Deals</i>		2.3	52.9	130.3	475.7	1.16
<i>Direct Donations</i>		5.2	27.9	35.1	15.3	1.89
<i>COVAX</i>		114.3	87.6	37.1	9.2	80
<i>Other</i>		11.3	16.8	23.1	2.1	44.54
% of Population Fully Vaccinated as of Today		13.06	38.8	48.1	73.1	6.04
Percent of Delivered Vaccine Doses that were Administered		62.7	69.1	76.4	77.7	41.75
Current Rate of Daily Vaccination (per 100 people)		.22	.20	.23	.10	.01
COVAX AMC Allocation (Course, per 100 people)		22.8	27.4	7.3	0	17.3
Progress Towards 70% Full Vaccine Coverage						Off track
Diagnostics						
Daily Testing Rate (per 1000 people)	> 1	.06	.65	1.30	50.02	.06
Test Positivity Rate (% , 7-day average)	< 5	3.59	8.47	7.90	22.4	.59
Genomic Surveillance (Sequences Shared, % of Cases)	> 1-5	1.23	1.01	0.48	2.65	4.3
Financing for Vaccines, Diagnostics, Treatments, PPE						
AVAT orders placed						Yes
World Bank financing for vaccines (USD mn.)						134
Date approved						Jun 2, 2021
Date effective						Jul 9, 2021
ADB financing for vaccines (USD mn.)						.
Global Fund COVID-19 Response Mechanism						
PCR diagnostic tests (USD mn.)						2.2
RDT diagnostic tests (USD mn.)						0
PPE (USD mn.)						2.9
Therapeutics – Oxygen (USD mn.)						1.1
Therapeutics – Others (USD mn.)						.9
IMF-WB Joint Debt Sustainability Analysis						
Risk of External Debt Distress						Moderate
Risk of Overall Debt Distress						Moderate
Date of Publication						Jun, 2021



COVID-19 Health Tools	Targets	LIC	LMIC	UMIC	HIC	Serbia
Vaccines						
Secured Vaccines (Doses, % of Population)	> 140	133.1	185.2	225.6	502.3	136.6
Bilateral Deals		2.3	52.9	130.3	475.7	121.84
Direct Donations		5.2	27.9	35.1	15.3	5.59
COVAX		114.3	87.6	37.1	9.2	9.17
Other		11.3	16.8	23.1	2.1	0
% of Population Fully Vaccinated as of Today		13.06	38.8	48.1	73.1	47.58
Percent of Delivered Vaccine Doses that were Administered		62.7	69.1	76.4	77.7	90.51
Current Rate of Daily Vaccination (per 100 people)		.22	.20	.23	.10	.01
COVAX AMC Allocation (Course, per 100 people)		22.8	27.4	7.3	0	.
Progress Towards 70% Full Vaccine Coverage						Off track
Diagnostics						
Daily Testing Rate (per 1000 people)	> 1	.06	.65	1.30	50.02	1.77
Test Positivity Rate (% , 7-day average)	< 5	3.59	8.47	7.90	22.4	12.47
Genomic Surveillance (Sequences Shared, % of Cases)	> 1-5	1.23	1.01	0.48	2.65	.04
Financing for Vaccines, Diagnostics, Treatments, PPE						
AVAT orders placed						.
World Bank financing for vaccines (USD mn.)						.
Date approved						.
Date effective						.
ADB financing for vaccines (USD mn.)						.
Global Fund COVID-19 Response Mechanism						
PCR diagnostic tests (USD mn.)						.2
RDT diagnostic tests (USD mn.)						0
PPE (USD mn.)						0
Therapeutics – Oxygen (USD mn.)						0
Therapeutics – Others (USD mn.)						0
IMF-WB Joint Debt Sustainability Analysis						
Risk of External Debt Distress						.
Risk of Overall Debt Distress						.
Date of Publication						.

COVID-19 Health Tools	Targets	LIC	LMIC	UMIC	HIC	Seychelles
Vaccines						
Secured Vaccines (Doses, % of Population)	> 140	133.1	185.2	225.6	502.3	309.37
<i>Bilateral Deals</i>		2.3	52.9	130.3	475.7	25.84
<i>Direct Donations</i>		5.2	27.9	35.1	15.3	127.39
<i>COVAX</i>		114.3	87.6	37.1	9.2	156.14
<i>Other</i>		11.3	16.8	23.1	2.1	0
% of Population Fully Vaccinated as of Today		13.06	38.8	48.1	73.1	81.04
Percent of Delivered Vaccine Doses that were Administered		62.7	69.1	76.4	77.7	65.31
Current Rate of Daily Vaccination (per 100 people)		.22	.20	.23	.10	.04
COVAX AMC Allocation (Course, per 100 people)		22.8	27.4	7.3	0	.
Progress Towards 70% Full Vaccine Coverage						Goal met
Diagnostics						
Daily Testing Rate (per 1000 people)	> 1	.06	.65	1.30	50.02	2.71
Test Positivity Rate (% , 7-day average)	< 5	3.59	8.47	7.90	22.4	.
Genomic Surveillance (Sequences Shared, % of Cases)	> 1-5	1.23	1.01	0.48	2.65	2.72
Financing for Vaccines, Diagnostics, Treatments, PPE						
AVAT orders placed						No
World Bank financing for vaccines (USD mn.)						.
Date approved						.
Date effective						.
ADB financing for vaccines (USD mn.)						.
Global Fund COVID-19 Response Mechanism						
PCR diagnostic tests (USD mn.)						.
RDT diagnostic tests (USD mn.)						.
PPE (USD mn.)						.
Therapeutics – Oxygen (USD mn.)						.
Therapeutics – Others (USD mn.)						.
IMF-WB Joint Debt Sustainability Analysis						
Risk of External Debt Distress						.
Risk of Overall Debt Distress						.
Date of Publication						.

COVID-19 Health Tools	Targets	LIC	LMIC	UMIC	HIC	Sierra Leone
Vaccines						
Secured Vaccines (Doses, % of Population)	> 140	133.1	185.2	225.6	502.3	112.04
<i>Bilateral Deals</i>		2.3	52.9	130.3	475.7	0
<i>Direct Donations</i>		5.2	27.9	35.1	15.3	5.04
<i>COVAX</i>		114.3	87.6	37.1	9.2	100
<i>Other</i>		11.3	16.8	23.1	2.1	7
% of Population Fully Vaccinated as of Today		13.06	38.8	48.1	73.1	13.82
Percent of Delivered Vaccine Doses that were Administered		62.7	69.1	76.4	77.7	100
Current Rate of Daily Vaccination (per 100 people)		.22	.20	.23	.10	.64
COVAX AMC Allocation (Course, per 100 people)		22.8	27.4	7.3	0	16.86
Progress Towards 70% Full Vaccine Coverage						Off track
Diagnostics						
Daily Testing Rate (per 1000 people)	> 1	.06	.65	1.30	50.02	.08
Test Positivity Rate (% , 7-day average)	< 5	3.59	8.47	7.90	22.4	.14
Genomic Surveillance (Sequences Shared, % of Cases)	> 1-5	1.23	1.01	0.48	2.65	.8
Financing for Vaccines, Diagnostics, Treatments, PPE						
AVAT orders placed						Yes
World Bank financing for vaccines (USD mn.)						8.5
Date approved						May 28, 2021
Date effective						Jun 28, 2021
ADB financing for vaccines (USD mn.)						.
Global Fund COVID-19 Response Mechanism						
PCR diagnostic tests (USD mn.)						6.7
RDT diagnostic tests (USD mn.)						0
PPE (USD mn.)						4.9
Therapeutics – Oxygen (USD mn.)						1.3
Therapeutics – Others (USD mn.)						.5
IMF-WB Joint Debt Sustainability Analysis						
Risk of External Debt Distress						High
Risk of Overall Debt Distress						High
Date of Publication						Jul, 2021

COVID-19 Health Tools	Targets	LIC	LMIC	UMIC	HIC	Singapore
Vaccines						
Secured Vaccines (Doses, % of Population)	> 140	133.1	185.2	225.6	502.3	279.65
Bilateral Deals		2.3	52.9	130.3	475.7	263.74
Direct Donations		5.2	27.9	35.1	15.3	0
COVAX		114.3	87.6	37.1	9.2	15.91
Other		11.3	16.8	23.1	2.1	0
% of Population Fully Vaccinated as of Today		13.06	38.8	48.1	73.1	91.12
Percent of Delivered Vaccine Doses that were Administered		62.7	69.1	76.4	77.7	90.91
Current Rate of Daily Vaccination (per 100 people)		.22	.20	.23	.10	.15
COVAX AMC Allocation (Course, per 100 people)		22.8	27.4	7.3	0	.
Progress Towards 70% Full Vaccine Coverage						Goal met
Diagnostics						
Daily Testing Rate (per 1000 people)	> 1	.06	.65	1.30	50.02	12.3
Test Positivity Rate (% , 7-day average)	< 5	3.59	8.47	7.90	22.4	10.01
Genomic Surveillance (Sequences Shared, % of Cases)	> 1-5	1.23	1.01	0.48	2.65	1.33
Financing for Vaccines, Diagnostics, Treatments, PPE						
AVAT orders placed						.
World Bank financing for vaccines (USD mn.)						.
Date approved						.
Date effective						.
ADB financing for vaccines (USD mn.)						.
Global Fund COVID-19 Response Mechanism						
PCR diagnostic tests (USD mn.)						.
RDT diagnostic tests (USD mn.)						.
PPE (USD mn.)						.
Therapeutics – Oxygen (USD mn.)						.
Therapeutics – Others (USD mn.)						.
IMF-WB Joint Debt Sustainability Analysis						
Risk of External Debt Distress						.
Risk of Overall Debt Distress						.
Date of Publication						.

COVID-19 Health Tools	Targets	LIC	LMIC	UMIC	HIC	Slovak Republic
Vaccines						
Secured Vaccines (Doses, % of Population)	> 140	133.1	185.2	225.6	502.3	665.84
<i>Bilateral Deals</i>		2.3	52.9	130.3	475.7	665.56
<i>Direct Donations</i>		5.2	27.9	35.1	15.3	.27
<i>COVAX</i>		114.3	87.6	37.1	9.2	0
<i>Other</i>		11.3	16.8	23.1	2.1	0
% of Population Fully Vaccinated as of Today		13.06	38.8	48.1	73.1	50.72
Percent of Delivered Vaccine Doses that were Administered		62.7	69.1	76.4	77.7	64.22
Current Rate of Daily Vaccination (per 100 people)		.22	.20	.23	.10	.01
COVAX AMC Allocation (Course, per 100 people)		22.8	27.4	7.3	0	.
Progress Towards 70% Full Vaccine Coverage						Off track
Diagnostics						
Daily Testing Rate (per 1000 people)	> 1	.06	.65	1.30	50.02	3.88
Test Positivity Rate (% , 7-day average)	< 5	3.59	8.47	7.90	22.4	27.5
Genomic Surveillance (Sequences Shared, % of Cases)	> 1-5	1.23	1.01	0.48	2.65	1.75
Financing for Vaccines, Diagnostics, Treatments, PPE						
AVAT orders placed						.
World Bank financing for vaccines (USD mn.)						.
Date approved						.
Date effective						.
ADB financing for vaccines (USD mn.)						.
Global Fund COVID-19 Response Mechanism						
PCR diagnostic tests (USD mn.)						.
RDT diagnostic tests (USD mn.)						.
PPE (USD mn.)						.
Therapeutics – Oxygen (USD mn.)						.
Therapeutics – Others (USD mn.)						.
IMF-WB Joint Debt Sustainability Analysis						
Risk of External Debt Distress						.
Risk of Overall Debt Distress						.
Date of Publication						.



COVID-19 Health Tools	Targets	LIC	LMIC	UMIC	HIC	Slovenia
Vaccines						
Secured Vaccines (Doses, % of Population)	> 140	133.1	185.2	225.6	502.3	628.94
Bilateral Deals		2.3	52.9	130.3	475.7	628.94
Direct Donations		5.2	27.9	35.1	15.3	0
COVAX		114.3	87.6	37.1	9.2	0
Other		11.3	16.8	23.1	2.1	0
% of Population Fully Vaccinated as of Today		13.06	38.8	48.1	73.1	58.7
Percent of Delivered Vaccine Doses that were Administered		62.7	69.1	76.4	77.7	53.82
Current Rate of Daily Vaccination (per 100 people)		.22	.20	.23	.10	.01
COVAX AMC Allocation (Course, per 100 people)		22.8	27.4	7.3	0	.
Progress Towards 70% Full Vaccine Coverage						Off track
Diagnostics						
Daily Testing Rate (per 1000 people)	> 1	.06	.65	1.30	50.02	5.69
Test Positivity Rate (% , 7-day average)	< 5	3.59	8.47	7.90	22.4	19.2
Genomic Surveillance (Sequences Shared, % of Cases)	> 1-5	1.23	1.01	0.48	2.65	6.51
Financing for Vaccines, Diagnostics, Treatments, PPE						
AVAT orders placed						.
World Bank financing for vaccines (USD mn.)						.
Date approved						.
Date effective						.
ADB financing for vaccines (USD mn.)						.
Global Fund COVID-19 Response Mechanism						
PCR diagnostic tests (USD mn.)						.
RDT diagnostic tests (USD mn.)						.
PPE (USD mn.)						.
Therapeutics – Oxygen (USD mn.)						.
Therapeutics – Others (USD mn.)						.
IMF-WB Joint Debt Sustainability Analysis						
Risk of External Debt Distress						.
Risk of Overall Debt Distress						.
Date of Publication						.

COVID-19 Health Tools	Targets	LIC	LMIC	UMIC	HIC	Solomon Islands
Vaccines						
Secured Vaccines (Doses, % of Population)	> 140	133.1	185.2	225.6	502.3	142.73
Bilateral Deals		2.3	52.9	130.3	475.7	0
Direct Donations		5.2	27.9	35.1	15.3	42.73
COVAX		114.3	87.6	37.1	9.2	100
Other		11.3	16.8	23.1	2.1	0
% of Population Fully Vaccinated as of Today		13.06	38.8	48.1	73.1	17.39
Percent of Delivered Vaccine Doses that were Administered		62.7	69.1	76.4	77.7	54.08
Current Rate of Daily Vaccination (per 100 people)		.22	.20	.23	.10	.14
COVAX AMC Allocation (Course, per 100 people)		22.8	27.4	7.3	0	29.2
Progress Towards 70% Full Vaccine Coverage						Off track
Diagnostics						
Daily Testing Rate (per 1000 people)	> 1	.06	.65	1.30	50.02	.
Test Positivity Rate (% , 7-day average)	< 5	3.59	8.47	7.90	22.4	.
Genomic Surveillance (Sequences Shared, % of Cases)	> 1-5	1.23	1.01	0.48	2.65	.52
Financing for Vaccines, Diagnostics, Treatments, PPE						
AVAT orders placed						.
World Bank financing for vaccines (USD mn.)						.
Date approved						.
Date effective						.
ADB financing for vaccines (USD mn.)						.
Global Fund COVID-19 Response Mechanism						
PCR diagnostic tests (USD mn.)						.2
RDT diagnostic tests (USD mn.)						0
PPE (USD mn.)						.8
Therapeutics – Oxygen (USD mn.)						0
Therapeutics – Others (USD mn.)						.1
IMF-WB Joint Debt Sustainability Analysis						
Risk of External Debt Distress						Moderate
Risk of Overall Debt Distress						Moderate
Date of Publication						Jun, 2020

COVID-19 Health Tools	Targets	LIC	LMIC	UMIC	HIC	Somalia
Vaccines						
Secured Vaccines (Doses, % of Population)	> 140	133.1	185.2	225.6	502.3	125.5
<i>Bilateral Deals</i>		2.3	52.9	130.3	475.7	1.22
<i>Direct Donations</i>		5.2	27.9	35.1	15.3	4.28
<i>COVAX</i>		114.3	87.6	37.1	9.2	120
<i>Other</i>		11.3	16.8	23.1	2.1	0
% of Population Fully Vaccinated as of Today		13.06	38.8	48.1	73.1	8.26
Percent of Delivered Vaccine Doses that were Administered		62.7	69.1	76.4	77.7	42.73
Current Rate of Daily Vaccination (per 100 people)		.22	.20	.23	.10	.04
COVAX AMC Allocation (Course, per 100 people)		22.8	27.4	7.3	0	29.28
Progress Towards 70% Full Vaccine Coverage						Off track
Diagnostics						
Daily Testing Rate (per 1000 people)	> 1	.06	.65	1.30	50.02	.03
Test Positivity Rate (% , 7-day average)	< 5	3.59	8.47	7.90	22.4	.
Genomic Surveillance (Sequences Shared, % of Cases)	> 1-5	1.23	1.01	0.48	2.65	.13
Financing for Vaccines, Diagnostics, Treatments, PPE						
AVAT orders placed						No
World Bank financing for vaccines (USD mn.)						45
Date approved						Sep 28, 2021
Date effective						.
ADB financing for vaccines (USD mn.)						.
Global Fund COVID-19 Response Mechanism						
PCR diagnostic tests (USD mn.)						2.6
RDT diagnostic tests (USD mn.)						.9
PPE (USD mn.)						.9
Therapeutics – Oxygen (USD mn.)						2.9
Therapeutics – Others (USD mn.)						.4
IMF-WB Joint Debt Sustainability Analysis						
Risk of External Debt Distress						In distress
Risk of Overall Debt Distress						In distress
Date of Publication						Nov, 2020

COVID-19 Health Tools	Targets	LIC	LMIC	UMIC	HIC	South Africa
Vaccines						
Secured Vaccines (Doses, % of Population)	> 140	133.1	185.2	225.6	502.3	117.03
<i>Bilateral Deals</i>		2.3	52.9	130.3	475.7	101.6
<i>Direct Donations</i>		5.2	27.9	35.1	15.3	0
<i>COVAX</i>		114.3	87.6	37.1	9.2	15.44
<i>Other</i>		11.3	16.8	23.1	2.1	0
% of Population Fully Vaccinated as of Today		13.06	38.8	48.1	73.1	29.98
Percent of Delivered Vaccine Doses that were Administered		62.7	69.1	76.4	77.7	100
Current Rate of Daily Vaccination (per 100 people)		.22	.20	.23	.10	.1
COVAX AMC Allocation (Course, per 100 people)		22.8	27.4	7.3	0	.
Progress Towards 70% Full Vaccine Coverage						Off track
Diagnostics						
Daily Testing Rate (per 1000 people)	> 1	.06	.65	1.30	50.02	.38
Test Positivity Rate (% , 7-day average)	< 5	3.59	8.47	7.90	22.4	5.87
Genomic Surveillance (Sequences Shared, % of Cases)	> 1-5	1.23	1.01	0.48	2.65	.97
Financing for Vaccines, Diagnostics, Treatments, PPE						
AVAT orders placed						No
World Bank financing for vaccines (USD mn.)						.
Date approved						.
Date effective						.
ADB financing for vaccines (USD mn.)						.
Global Fund COVID-19 Response Mechanism						
PCR diagnostic tests (USD mn.)						0
RDT diagnostic tests (USD mn.)						0
PPE (USD mn.)						0
Therapeutics – Oxygen (USD mn.)						0
Therapeutics – Others (USD mn.)						0
IMF-WB Joint Debt Sustainability Analysis						
Risk of External Debt Distress						.
Risk of Overall Debt Distress						.
Date of Publication						.

COVID-19 Health Tools	Targets	LIC	LMIC	UMIC	HIC	South Sudan
Vaccines						
Secured Vaccines (Doses, % of Population)	> 140	133.1	185.2	225.6	502.3	121.4
<i>Bilateral Deals</i>		2.3	52.9	130.3	475.7	0
<i>Direct Donations</i>		5.2	27.9	35.1	15.3	1.4
<i>COVAX</i>		114.3	87.6	37.1	9.2	120
<i>Other</i>		11.3	16.8	23.1	2.1	0
% of Population Fully Vaccinated as of Today		13.06	38.8	48.1	73.1	4.24
Percent of Delivered Vaccine Doses that were Administered		62.7	69.1	76.4	77.7	61.81
Current Rate of Daily Vaccination (per 100 people)		.22	.20	.23	.10	.01
COVAX AMC Allocation (Course, per 100 people)		22.8	27.4	7.3	0	8.64
Progress Towards 70% Full Vaccine Coverage						Off track
Diagnostics						
Daily Testing Rate (per 1000 people)	> 1	.06	.65	1.30	50.02	.07
Test Positivity Rate (% , 7-day average)	< 5	3.59	8.47	7.90	22.4	1.87
Genomic Surveillance (Sequences Shared, % of Cases)	> 1-5	1.23	1.01	0.48	2.65	.98
Financing for Vaccines, Diagnostics, Treatments, PPE						
AVAT orders placed						No
World Bank financing for vaccines (USD mn.)						63.93
Date approved						Jun 28, 2021
Date effective						Jul 1, 2021
ADB financing for vaccines (USD mn.)						.
Global Fund COVID-19 Response Mechanism						
PCR diagnostic tests (USD mn.)						1.5
RDT diagnostic tests (USD mn.)						.5
PPE (USD mn.)						2.5
Therapeutics – Oxygen (USD mn.)						.4
Therapeutics – Others (USD mn.)						1.3
IMF-WB Joint Debt Sustainability Analysis						
Risk of External Debt Distress						High
Risk of Overall Debt Distress						High
Date of Publication						Mar, 2021



COVID-19 Health Tools	Targets	LIC	LMIC	UMIC	HIC	Spain
Vaccines						
Secured Vaccines (Doses, % of Population)	> 140	133.1	185.2	225.6	502.3	628.94
<i>Bilateral Deals</i>		2.3	52.9	130.3	475.7	628.94
<i>Direct Donations</i>		5.2	27.9	35.1	15.3	0
<i>COVAX</i>		114.3	87.6	37.1	9.2	0
<i>Other</i>		11.3	16.8	23.1	2.1	0
% of Population Fully Vaccinated as of Today		13.06	38.8	48.1	73.1	86.09
Percent of Delivered Vaccine Doses that were Administered		62.7	69.1	76.4	77.7	59.68
Current Rate of Daily Vaccination (per 100 people)		.22	.20	.23	.10	.07
COVAX AMC Allocation (Course, per 100 people)		22.8	27.4	7.3	0	.
Progress Towards 70% Full Vaccine Coverage						Goal met
Diagnostics						
Daily Testing Rate (per 1000 people)	> 1	.06	.65	1.30	50.02	3.08
Test Positivity Rate (%, 7-day average)	< 5	3.59	8.47	7.90	22.4	17.4
Genomic Surveillance (Sequences Shared, % of Cases)	> 1-5	1.23	1.01	0.48	2.65	1.02
Financing for Vaccines, Diagnostics, Treatments, PPE						
AVAT orders placed						.
World Bank financing for vaccines (USD mn.)						.
Date approved						.
Date effective						.
ADB financing for vaccines (USD mn.)						.
Global Fund COVID-19 Response Mechanism						
PCR diagnostic tests (USD mn.)						.
RDT diagnostic tests (USD mn.)						.
PPE (USD mn.)						.
Therapeutics – Oxygen (USD mn.)						.
Therapeutics – Others (USD mn.)						.
IMF-WB Joint Debt Sustainability Analysis						
Risk of External Debt Distress						.
Risk of Overall Debt Distress						.
Date of Publication						.

COVID-19 Health Tools	Targets	LIC	LMIC	UMIC	HIC	Sri Lanka
Vaccines						
Secured Vaccines (Doses, % of Population)	> 140	133.1	185.2	225.6	502.3	259.03
<i>Bilateral Deals</i>		2.3	52.9	130.3	475.7	72.1
<i>Direct Donations</i>		5.2	27.9	35.1	15.3	18.55
<i>COVAX</i>		114.3	87.6	37.1	9.2	80
<i>Other</i>		11.3	16.8	23.1	2.1	88.38
% of Population Fully Vaccinated as of Today		13.06	38.8	48.1	73.1	67.11
Percent of Delivered Vaccine Doses that were Administered		62.7	69.1	76.4	77.7	90.91
Current Rate of Daily Vaccination (per 100 people)		.22	.20	.23	.10	.09
COVAX AMC Allocation (Course, per 100 people)		22.8	27.4	7.3	0	17.62
Progress Towards 70% Full Vaccine Coverage						Off track
Diagnostics						
Daily Testing Rate (per 1000 people)	> 1	.06	.65	1.30	50.02	.24
Test Positivity Rate (% , 7-day average)	< 5	3.59	8.47	7.90	22.4	3.96
Genomic Surveillance (Sequences Shared, % of Cases)	> 1-5	1.23	1.01	0.48	2.65	.51
Financing for Vaccines, Diagnostics, Treatments, PPE						
AVAT orders placed						.
World Bank financing for vaccines (USD mn.)					100	80.51
Date approved					Sep 28, 2021	Apr 27, 2021
Date effective					Sep 28, 2021	May 17, 2021
ADB financing for vaccines (USD mn.)						150
Global Fund COVID-19 Response Mechanism						
PCR diagnostic tests (USD mn.)						1.1
RDT diagnostic tests (USD mn.)						0
PPE (USD mn.)						.6
Therapeutics – Oxygen (USD mn.)						.7
Therapeutics – Others (USD mn.)						.1
IMF-WB Joint Debt Sustainability Analysis						
Risk of External Debt Distress						.
Risk of Overall Debt Distress						.
Date of Publication						.

COVID-19 Health Tools	Targets	LIC	LMIC	UMIC	HIC	St Kitts and Nevis
Vaccines						
Secured Vaccines (Doses, % of Population)	> 140	133.1	185.2	225.6	502.3	128.87
Bilateral Deals		2.3	52.9	130.3	475.7	7.48
Direct Donations		5.2	27.9	35.1	15.3	76.57
COVAX		114.3	87.6	37.1	9.2	40.34
Other		11.3	16.8	23.1	2.1	4.48
% of Population Fully Vaccinated as of Today		13.06	38.8	48.1	73.1	49.11
Percent of Delivered Vaccine Doses that were Administered		62.7	69.1	76.4	77.7	87.63
Current Rate of Daily Vaccination (per 100 people)		.22	.20	.23	.10	.2
COVAX AMC Allocation (Course, per 100 people)		22.8	27.4	7.3	0	.
Progress Towards 70% Full Vaccine Coverage						Off track
Diagnostics						
Daily Testing Rate (per 1000 people)	> 1	.06	.65	1.30	50.02	1912.39
Test Positivity Rate (% , 7-day average)	< 5	3.59	8.47	7.90	22.4	.32
Genomic Surveillance (Sequences Shared, % of Cases)	> 1-5	1.23	1.01	0.48	2.65	1.33
Financing for Vaccines, Diagnostics, Treatments, PPE						
AVAT orders placed						Yes
World Bank financing for vaccines (USD mn.)						.
Date approved						.
Date effective						.
ADB financing for vaccines (USD mn.)						.
Global Fund COVID-19 Response Mechanism						
PCR diagnostic tests (USD mn.)						.
RDT diagnostic tests (USD mn.)						.
PPE (USD mn.)						.
Therapeutics – Oxygen (USD mn.)						.
Therapeutics – Others (USD mn.)						.
IMF-WB Joint Debt Sustainability Analysis						
Risk of External Debt Distress						.
Risk of Overall Debt Distress						.
Date of Publication						.

COVID-19 Health Tools	Targets	LIC	LMIC	UMIC	HIC	St Lucia
Vaccines						
Secured Vaccines (Doses, % of Population)	> 140	133.1	185.2	225.6	502.3	164.94
Bilateral Deals		2.3	52.9	130.3	475.7	0
Direct Donations		5.2	27.9	35.1	15.3	52.41
COVAX		114.3	87.6	37.1	9.2	112.53
Other		11.3	16.8	23.1	2.1	0
% of Population Fully Vaccinated as of Today		13.06	38.8	48.1	73.1	28.63
Percent of Delivered Vaccine Doses that were Administered		62.7	69.1	76.4	77.7	39.41
Current Rate of Daily Vaccination (per 100 people)		.22	.20	.23	.10	.02
COVAX AMC Allocation (Course, per 100 people)		22.8	27.4	7.3	0	58.22
Progress Towards 70% Full Vaccine Coverage						Off track
Diagnostics						
Daily Testing Rate (per 1000 people)	> 1	.06	.65	1.30	50.02	.58
Test Positivity Rate (% , 7-day average)	< 5	3.59	8.47	7.90	22.4	4.97
Genomic Surveillance (Sequences Shared, % of Cases)	> 1-5	1.23	1.01	0.48	2.65	.62
Financing for Vaccines, Diagnostics, Treatments, PPE						
AVAT orders placed						.
World Bank financing for vaccines (USD mn.)						.
Date approved						.
Date effective						.
ADB financing for vaccines (USD mn.)						.
Global Fund COVID-19 Response Mechanism						
PCR diagnostic tests (USD mn.)						.
RDT diagnostic tests (USD mn.)						.
PPE (USD mn.)						.
Therapeutics – Oxygen (USD mn.)						.
Therapeutics – Others (USD mn.)						.
IMF-WB Joint Debt Sustainability Analysis						
Risk of External Debt Distress						.
Risk of Overall Debt Distress						.
Date of Publication						.

COVID-19 Health Tools	Targets	LIC	LMIC	UMIC	HIC	St Vincent and the Grenadines
Vaccines						
Secured Vaccines (Doses, % of Population)	> 140	133.1	185.2	225.6	502.3	221.07
Bilateral Deals		2.3	52.9	130.3	475.7	0
Direct Donations		5.2	27.9	35.1	15.3	107.94
COVAX		114.3	87.6	37.1	9.2	113.13
Other		11.3	16.8	23.1	2.1	0
% of Population Fully Vaccinated as of Today		13.06	38.8	48.1	73.1	27.13
Percent of Delivered Vaccine Doses that were Administered		62.7	69.1	76.4	77.7	29.57
Current Rate of Daily Vaccination (per 100 people)		.22	.20	.23	.10	.03
COVAX AMC Allocation (Course, per 100 people)		22.8	27.4	7.3	0	56.56
Progress Towards 70% Full Vaccine Coverage						Off track
Diagnostics						
Daily Testing Rate (per 1000 people)	> 1	.06	.65	1.30	50.02	1.12
Test Positivity Rate (% , 7-day average)	< 5	3.59	8.47	7.90	22.4	.94
Genomic Surveillance (Sequences Shared, % of Cases)	> 1-5	1.23	1.01	0.48	2.65	2.6
Financing for Vaccines, Diagnostics, Treatments, PPE						
AVAT orders placed						.
World Bank financing for vaccines (USD mn.)						.
Date approved						.
Date effective						.
ADB financing for vaccines (USD mn.)						.
Global Fund COVID-19 Response Mechanism						
PCR diagnostic tests (USD mn.)						.
RDT diagnostic tests (USD mn.)						.
PPE (USD mn.)						.
Therapeutics – Oxygen (USD mn.)						.
Therapeutics – Others (USD mn.)						.
IMF-WB Joint Debt Sustainability Analysis						
Risk of External Debt Distress						High
Risk of Overall Debt Distress						High
Date of Publication						Jul, 2021



COVID-19 Health Tools	Targets	LIC	LMIC	UMIC	HIC	Sudan
Vaccines						
Secured Vaccines (Doses, % of Population)	> 140	133.1	185.2	225.6	502.3	132.43
<i>Bilateral Deals</i>		2.3	52.9	130.3	475.7	0
<i>Direct Donations</i>		5.2	27.9	35.1	15.3	.56
<i>COVAX</i>		114.3	87.6	37.1	9.2	120
<i>Other</i>		11.3	16.8	23.1	2.1	11.88
% of Population Fully Vaccinated as of Today		13.06	38.8	48.1	73.1	7.48
Percent of Delivered Vaccine Doses that were Administered		62.7	69.1	76.4	77.7	95.74
Current Rate of Daily Vaccination (per 100 people)		.22	.20	.23	.10	.06
COVAX AMC Allocation (Course, per 100 people)		22.8	27.4	7.3	0	21.12
Progress Towards 70% Full Vaccine Coverage						Off track
Diagnostics						
Daily Testing Rate (per 1000 people)	> 1	.06	.65	1.30	50.02	.05
Test Positivity Rate (% , 7-day average)	< 5	3.59	8.47	7.90	22.4	.
Genomic Surveillance (Sequences Shared, % of Cases)	> 1-5	1.23	1.01	0.48	2.65	.18
Financing for Vaccines, Diagnostics, Treatments, PPE						
AVAT orders placed						Yes
World Bank financing for vaccines (USD mn.)						.
Date approved						.
Date effective						.
ADB financing for vaccines (USD mn.)						.
Global Fund COVID-19 Response Mechanism						
PCR diagnostic tests (USD mn.)						1.2
RDT diagnostic tests (USD mn.)						3
PPE (USD mn.)						5.2
Therapeutics – Oxygen (USD mn.)						7.6
Therapeutics – Others (USD mn.)						.5
IMF-WB Joint Debt Sustainability Analysis						
Risk of External Debt Distress						In distress
Risk of Overall Debt Distress						In distress
Date of Publication						Sep, 2020

COVID-19 Health Tools	Targets	LIC	LMIC	UMIC	HIC	Suriname
Vaccines						
Secured Vaccines (Doses, % of Population)	> 140	133.1	185.2	225.6	502.3	179.49
<i>Bilateral Deals</i>		2.3	52.9	130.3	475.7	0
<i>Direct Donations</i>		5.2	27.9	35.1	15.3	155.15
<i>COVAX</i>		114.3	87.6	37.1	9.2	24.33
<i>Other</i>		11.3	16.8	23.1	2.1	0
% of Population Fully Vaccinated as of Today		13.06	38.8	48.1	73.1	40.12
Percent of Delivered Vaccine Doses that were Administered		62.7	69.1	76.4	77.7	61.9
Current Rate of Daily Vaccination (per 100 people)		.22	.20	.23	.10	.01
COVAX AMC Allocation (Course, per 100 people)		22.8	27.4	7.3	0	.
Progress Towards 70% Full Vaccine Coverage						Off track
Diagnostics						
Daily Testing Rate (per 1000 people)	> 1	.06	.65	1.30	50.02	.04
Test Positivity Rate (% , 7-day average)	< 5	3.59	8.47	7.90	22.4	14.1
Genomic Surveillance (Sequences Shared, % of Cases)	> 1-5	1.23	1.01	0.48	2.65	1.34
Financing for Vaccines, Diagnostics, Treatments, PPE						
AVAT orders placed						.
World Bank financing for vaccines (USD mn.)						.
Date approved						.
Date effective						.
ADB financing for vaccines (USD mn.)						.
Global Fund COVID-19 Response Mechanism						
PCR diagnostic tests (USD mn.)						.
RDT diagnostic tests (USD mn.)						.
PPE (USD mn.)						.
Therapeutics – Oxygen (USD mn.)						.
Therapeutics – Others (USD mn.)						.
IMF-WB Joint Debt Sustainability Analysis						
Risk of External Debt Distress						.
Risk of Overall Debt Distress						.
Date of Publication						.

COVID-19 Health Tools	Targets	LIC	LMIC	UMIC	HIC	Sweden
Vaccines						
Secured Vaccines (Doses, % of Population)	> 140	133.1	185.2	225.6	502.3	628.94
Bilateral Deals		2.3	52.9	130.3	475.7	628.94
Direct Donations		5.2	27.9	35.1	15.3	0
COVAX		114.3	87.6	37.1	9.2	0
Other		11.3	16.8	23.1	2.1	0
% of Population Fully Vaccinated as of Today		13.06	38.8	48.1	73.1	74.98
Percent of Delivered Vaccine Doses that were Administered		62.7	69.1	76.4	77.7	72.72
Current Rate of Daily Vaccination (per 100 people)		.22	.20	.23	.10	.17
COVAX AMC Allocation (Course, per 100 people)		22.8	27.4	7.3	0	.
Progress Towards 70% Full Vaccine Coverage						Goal met
Diagnostics						
Daily Testing Rate (per 1000 people)	> 1	.06	.65	1.30	50.02	4.74
Test Positivity Rate (% , 7-day average)	< 5	3.59	8.47	7.90	22.4	16.24
Genomic Surveillance (Sequences Shared, % of Cases)	> 1-5	1.23	1.01	0.48	2.65	7.05
Financing for Vaccines, Diagnostics, Treatments, PPE						
AVAT orders placed						.
World Bank financing for vaccines (USD mn.)						.
Date approved						.
Date effective						.
ADB financing for vaccines (USD mn.)						.
Global Fund COVID-19 Response Mechanism						
PCR diagnostic tests (USD mn.)						.
RDT diagnostic tests (USD mn.)						.
PPE (USD mn.)						.
Therapeutics – Oxygen (USD mn.)						.
Therapeutics – Others (USD mn.)						.
IMF-WB Joint Debt Sustainability Analysis						
Risk of External Debt Distress						.
Risk of Overall Debt Distress						.
Date of Publication						.

COVID-19 Health Tools	Targets	LIC	LMIC	UMIC	HIC	Switzerland
Vaccines						
Secured Vaccines (Doses, % of Population)	> 140	133.1	185.2	225.6	502.3	837.02
Bilateral Deals		2.3	52.9	130.3	475.7	837.02
Direct Donations		5.2	27.9	35.1	15.3	0
COVAX		114.3	87.6	37.1	9.2	0
Other		11.3	16.8	23.1	2.1	0
% of Population Fully Vaccinated as of Today		13.06	38.8	48.1	73.1	68.57
Percent of Delivered Vaccine Doses that were Administered		62.7	69.1	76.4	77.7	74.96
Current Rate of Daily Vaccination (per 100 people)		.22	.20	.23	.10	.02
COVAX AMC Allocation (Course, per 100 people)		22.8	27.4	7.3	0	.
Progress Towards 70% Full Vaccine Coverage						On track
Diagnostics						
Daily Testing Rate (per 1000 people)	> 1	.06	.65	1.30	50.02	2.55
Test Positivity Rate (% , 7-day average)	< 5	3.59	8.47	7.90	22.4	39.3
Genomic Surveillance (Sequences Shared, % of Cases)	> 1-5	1.23	1.01	0.48	2.65	3.86
Financing for Vaccines, Diagnostics, Treatments, PPE						
AVAT orders placed						.
World Bank financing for vaccines (USD mn.)						.
Date approved						.
Date effective						.
ADB financing for vaccines (USD mn.)						.
Global Fund COVID-19 Response Mechanism						
PCR diagnostic tests (USD mn.)						.
RDT diagnostic tests (USD mn.)						.
PPE (USD mn.)						.
Therapeutics – Oxygen (USD mn.)						.
Therapeutics – Others (USD mn.)						.
IMF-WB Joint Debt Sustainability Analysis						
Risk of External Debt Distress						.
Risk of Overall Debt Distress						.
Date of Publication						.

COVID-19 Health Tools	Targets	LIC	LMIC	UMIC	HIC	Syrian Arab Republic
Vaccines						
Secured Vaccines (Doses, % of Population)	> 140	133.1	185.2	225.6	502.3	129.85
Bilateral Deals		2.3	52.9	130.3	475.7	0
Direct Donations		5.2	27.9	35.1	15.3	9.85
COVAX		114.3	87.6	37.1	9.2	120
Other		11.3	16.8	23.1	2.1	0
% of Population Fully Vaccinated as of Today		13.06	38.8	48.1	73.1	7.44
Percent of Delivered Vaccine Doses that were Administered		62.7	69.1	76.4	77.7	25.69
Current Rate of Daily Vaccination (per 100 people)		.22	.20	.23	.10	.03
COVAX AMC Allocation (Course, per 100 people)		22.8	27.4	7.3	0	55.68
Progress Towards 70% Full Vaccine Coverage						Off track
Diagnostics						
Daily Testing Rate (per 1000 people)	> 1	.06	.65	1.30	50.02	.01
Test Positivity Rate (% , 7-day average)	< 5	3.59	8.47	7.90	22.4	33.3
Genomic Surveillance (Sequences Shared, % of Cases)	> 1-5	1.23	1.01	0.48	2.65	.16
Financing for Vaccines, Diagnostics, Treatments, PPE						
AVAT orders placed						.
World Bank financing for vaccines (USD mn.)						.
Date approved						.
Date effective						.
ADB financing for vaccines (USD mn.)						.
Global Fund COVID-19 Response Mechanism						
PCR diagnostic tests (USD mn.)						.
RDT diagnostic tests (USD mn.)						.
PPE (USD mn.)						.
Therapeutics – Oxygen (USD mn.)						.
Therapeutics – Others (USD mn.)						.
IMF-WB Joint Debt Sustainability Analysis						
Risk of External Debt Distress						.
Risk of Overall Debt Distress						.
Date of Publication						.



COVID-19 Health Tools	Targets	LIC	LMIC	UMIC	HIC	Tajikistan
Vaccines						
Secured Vaccines (Doses, % of Population)	> 140	133.1	185.2	225.6	502.3	142.57
<i>Bilateral Deals</i>		2.3	52.9	130.3	475.7	0
<i>Direct Donations</i>		5.2	27.9	35.1	15.3	20
<i>COVAX</i>		114.3	87.6	37.1	9.2	80
<i>Other</i>		11.3	16.8	23.1	2.1	42.57
% of Population Fully Vaccinated as of Today		13.06	38.8	48.1	73.1	49.19
Percent of Delivered Vaccine Doses that were Administered		62.7	69.1	76.4	77.7	79.41
Current Rate of Daily Vaccination (per 100 people)		.22	.20	.23	.10	.42
COVAX AMC Allocation (Course, per 100 people)		22.8	27.4	7.3	0	28.66
Progress Towards 70% Full Vaccine Coverage						Off track
Diagnostics						
Daily Testing Rate (per 1000 people)	> 1	.06	.65	1.30	50.02	.
Test Positivity Rate (% , 7-day average)	< 5	3.59	8.47	7.90	22.4	.
Genomic Surveillance (Sequences Shared, % of Cases)	> 1-5	1.23	1.01	0.48	2.65	.
Financing for Vaccines, Diagnostics, Treatments, PPE						
AVAT orders placed						.
World Bank financing for vaccines (USD mn.)						8.6
Date approved						Feb 11, 2021
Date effective						Jun 30, 2021
ADB financing for vaccines (USD mn.)						25
Global Fund COVID-19 Response Mechanism						
PCR diagnostic tests (USD mn.)						2.6
RDT diagnostic tests (USD mn.)						.5
PPE (USD mn.)						.5
Therapeutics – Oxygen (USD mn.)						.4
Therapeutics – Others (USD mn.)						.6
IMF-WB Joint Debt Sustainability Analysis						
Risk of External Debt Distress						High
Risk of Overall Debt Distress						High
Date of Publication						May, 2020

COVID-19 Health Tools	Targets	LIC	LMIC	UMIC	HIC	Tanzania
Vaccines						
Secured Vaccines (Doses, % of Population)	> 140	133.1	185.2	225.6	502.3	82.44
<i>Bilateral Deals</i>		2.3	52.9	130.3	475.7	0
<i>Direct Donations</i>		5.2	27.9	35.1	15.3	2.44
<i>COVAX</i>		114.3	87.6	37.1	9.2	80
<i>Other</i>		11.3	16.8	23.1	2.1	0
% of Population Fully Vaccinated as of Today		13.06	38.8	48.1	73.1	4.99
Percent of Delivered Vaccine Doses that were Administered		62.7	69.1	76.4	77.7	62.73
Current Rate of Daily Vaccination (per 100 people)		.22	.20	.23	.10	0
COVAX AMC Allocation (Course, per 100 people)		22.8	27.4	7.3	0	7.2
Progress Towards 70% Full Vaccine Coverage						Off track
Diagnostics						
Daily Testing Rate (per 1000 people)	> 1	.06	.65	1.30	50.02	.01
Test Positivity Rate (% , 7-day average)	< 5	3.59	8.47	7.90	22.4	.
Genomic Surveillance (Sequences Shared, % of Cases)	> 1-5	1.23	1.01	0.48	2.65	.01
Financing for Vaccines, Diagnostics, Treatments, PPE						
AVAT orders placed						No
World Bank financing for vaccines (USD mn.)						.
Date approved						.
Date effective						.
ADB financing for vaccines (USD mn.)						.
Global Fund COVID-19 Response Mechanism						
PCR diagnostic tests (USD mn.)						21.1
RDT diagnostic tests (USD mn.)						17.1
PPE (USD mn.)						18.4
Therapeutics – Oxygen (USD mn.)						19.3
Therapeutics – Others (USD mn.)						3.5
IMF-WB Joint Debt Sustainability Analysis						
Risk of External Debt Distress						Moderate
Risk of Overall Debt Distress						Moderate
Date of Publication						Sep, 2021

COVID-19 Health Tools	Targets	LIC	LMIC	UMIC	HIC	Thailand
Vaccines						
Secured Vaccines (Doses, % of Population)	> 140	133.1	185.2	225.6	502.3	333.1
<i>Bilateral Deals</i>		2.3	52.9	130.3	475.7	321.65
<i>Direct Donations</i>		5.2	27.9	35.1	15.3	11.45
<i>COVAX</i>		114.3	87.6	37.1	9.2	0
<i>Other</i>		11.3	16.8	23.1	2.1	0
% of Population Fully Vaccinated as of Today		13.06	38.8	48.1	73.1	71.93
Percent of Delivered Vaccine Doses that were Administered		62.7	69.1	76.4	77.7	90.91
Current Rate of Daily Vaccination (per 100 people)		.22	.20	.23	.10	.25
COVAX AMC Allocation (Course, per 100 people)		22.8	27.4	7.3	0	.
Progress Towards 70% Full Vaccine Coverage						Goal met
Diagnostics						
Daily Testing Rate (per 1000 people)	> 1	.06	.65	1.30	50.02	.74
Test Positivity Rate (% , 7-day average)	< 5	3.59	8.47	7.90	22.4	36.51
Genomic Surveillance (Sequences Shared, % of Cases)	> 1-5	1.23	1.01	0.48	2.65	.47
Financing for Vaccines, Diagnostics, Treatments, PPE						
AVAT orders placed						.
World Bank financing for vaccines (USD mn.)						.
Date approved						.
Date effective						.
ADB financing for vaccines (USD mn.)						.
Global Fund COVID-19 Response Mechanism						
PCR diagnostic tests (USD mn.)						2.6
RDT diagnostic tests (USD mn.)						.7
PPE (USD mn.)						9
Therapeutics – Oxygen (USD mn.)						.8
Therapeutics – Others (USD mn.)						2.1
IMF-WB Joint Debt Sustainability Analysis						
Risk of External Debt Distress						.
Risk of Overall Debt Distress						.
Date of Publication						.

COVID-19 Health Tools	Targets	LIC	LMIC	UMIC	HIC	Timor-Leste
Vaccines						
Secured Vaccines (Doses, % of Population)	> 140	133.1	185.2	225.6	502.3	123.22
<i>Bilateral Deals</i>		2.3	52.9	130.3	475.7	0
<i>Direct Donations</i>		5.2	27.9	35.1	15.3	23.22
<i>COVAX</i>		114.3	87.6	37.1	9.2	100
<i>Other</i>		11.3	16.8	23.1	2.1	0
% of Population Fully Vaccinated as of Today		13.06	38.8	48.1	73.1	43.95
Percent of Delivered Vaccine Doses that were Administered		62.7	69.1	76.4	77.7	90.91
Current Rate of Daily Vaccination (per 100 people)		.22	.20	.23	.10	.42
COVAX AMC Allocation (Course, per 100 people)		22.8	27.4	7.3	0	25.34
Progress Towards 70% Full Vaccine Coverage						Off track
Diagnostics						
Daily Testing Rate (per 1000 people)	> 1	.06	.65	1.30	50.02	.23
Test Positivity Rate (% , 7-day average)	< 5	3.59	8.47	7.90	22.4	2.18
Genomic Surveillance (Sequences Shared, % of Cases)	> 1-5	1.23	1.01	0.48	2.65	1.56
Financing for Vaccines, Diagnostics, Treatments, PPE						
AVAT orders placed						.
World Bank financing for vaccines (USD mn.)						.
Date approved						.
Date effective						.
ADB financing for vaccines (USD mn.)						.
Global Fund COVID-19 Response Mechanism						
PCR diagnostic tests (USD mn.)						2.1
RDT diagnostic tests (USD mn.)						0
PPE (USD mn.)						.7
Therapeutics – Oxygen (USD mn.)						.3
Therapeutics – Others (USD mn.)						.4
IMF-WB Joint Debt Sustainability Analysis						
Risk of External Debt Distress						Low
Risk of Overall Debt Distress						Low
Date of Publication						Mar, 2019

COVID-19 Health Tools	Targets	LIC	LMIC	UMIC	HIC	Togo
Vaccines						
Secured Vaccines (Doses, % of Population)	> 140	133.1	185.2	225.6	502.3	154.92
Bilateral Deals		2.3	52.9	130.3	475.7	0
Direct Donations		5.2	27.9	35.1	15.3	7.74
COVAX		114.3	87.6	37.1	9.2	100
Other		11.3	16.8	23.1	2.1	47.18
% of Population Fully Vaccinated as of Today		13.06	38.8	48.1	73.1	18.37
Percent of Delivered Vaccine Doses that were Administered		62.7	69.1	76.4	77.7	46.37
Current Rate of Daily Vaccination (per 100 people)		.22	.20	.23	.10	.05
COVAX AMC Allocation (Course, per 100 people)		22.8	27.4	7.3	0	31.92
Progress Towards 70% Full Vaccine Coverage						Off track
Diagnostics						
Daily Testing Rate (per 1000 people)	> 1	.06	.65	1.30	50.02	.05
Test Positivity Rate (% , 7-day average)	< 5	3.59	8.47	7.90	22.4	.75
Genomic Surveillance (Sequences Shared, % of Cases)	> 1-5	1.23	1.01	0.48	2.65	.97
Financing for Vaccines, Diagnostics, Treatments, PPE						
AVAT orders placed						Yes
World Bank financing for vaccines (USD mn.)						29.5
Date approved						Jun 10, 2021
Date effective						Jun 30, 2021
ADB financing for vaccines (USD mn.)						.
Global Fund COVID-19 Response Mechanism						
PCR diagnostic tests (USD mn.)						4.1
RDT diagnostic tests (USD mn.)						1.1
PPE (USD mn.)						1.5
Therapeutics – Oxygen (USD mn.)						.2
Therapeutics – Others (USD mn.)						0
IMF-WB Joint Debt Sustainability Analysis						
Risk of External Debt Distress						Moderate
Risk of Overall Debt Distress						High
Date of Publication						Apr, 2020



COVID-19 Health Tools	Targets	LIC	LMIC	UMIC	HIC	Tonga
Vaccines						
Secured Vaccines (Doses, % of Population)	> 140	133.1	185.2	225.6	502.3	172.2
<i>Bilateral Deals</i>		2.3	52.9	130.3	475.7	8.56
<i>Direct Donations</i>		5.2	27.9	35.1	15.3	80.46
<i>COVAX</i>		114.3	87.6	37.1	9.2	83.18
<i>Other</i>		11.3	16.8	23.1	2.1	0
% of Population Fully Vaccinated as of Today		13.06	38.8	48.1	73.1	65.83
Percent of Delivered Vaccine Doses that were Administered		62.7	69.1	76.4	77.7	90.91
Current Rate of Daily Vaccination (per 100 people)		.22	.20	.23	.10	.53
COVAX AMC Allocation (Course, per 100 people)		22.8	27.4	7.3	0	45.06
Progress Towards 70% Full Vaccine Coverage						On track
Diagnostics						
Daily Testing Rate (per 1000 people)	> 1	.06	.65	1.30	50.02	.
Test Positivity Rate (% , 7-day average)	< 5	3.59	8.47	7.90	22.4	.
Genomic Surveillance (Sequences Shared, % of Cases)	> 1-5	1.23	1.01	0.48	2.65	.
Financing for Vaccines, Diagnostics, Treatments, PPE						
AVAT orders placed						.
World Bank financing for vaccines (USD mn.)						.
Date approved						.
Date effective						.
ADB financing for vaccines (USD mn.)						5.5
Global Fund COVID-19 Response Mechanism						
PCR diagnostic tests (USD mn.)						.
RDT diagnostic tests (USD mn.)						.
PPE (USD mn.)						.
Therapeutics – Oxygen (USD mn.)						.
Therapeutics – Others (USD mn.)						.
IMF-WB Joint Debt Sustainability Analysis						
Risk of External Debt Distress						High
Risk of Overall Debt Distress						High
Date of Publication						Jan, 2025

COVID-19 Health Tools	Targets	LIC	LMIC	UMIC	HIC	Trinidad and Tobago
Vaccines						
Secured Vaccines (Doses, % of Population)	> 140	133.1	185.2	225.6	502.3	297.61
Bilateral Deals		2.3	52.9	130.3	475.7	106.89
Direct Donations		5.2	27.9	35.1	15.3	93.88
COVAX		114.3	87.6	37.1	9.2	39.85
Other		11.3	16.8	23.1	2.1	57.01
% of Population Fully Vaccinated as of Today		13.06	38.8	48.1	73.1	50.56
Percent of Delivered Vaccine Doses that were Administered		62.7	69.1	76.4	77.7	64.76
Current Rate of Daily Vaccination (per 100 people)		.22	.20	.23	.10	.02
COVAX AMC Allocation (Course, per 100 people)		22.8	27.4	7.3	0	.
Progress Towards 70% Full Vaccine Coverage						Off track
Diagnostics						
Daily Testing Rate (per 1000 people)	> 1	.06	.65	1.30	50.02	.86
Test Positivity Rate (% , 7-day average)	< 5	3.59	8.47	7.90	22.4	20.2
Genomic Surveillance (Sequences Shared, % of Cases)	> 1-5	1.23	1.01	0.48	2.65	1.71
Financing for Vaccines, Diagnostics, Treatments, PPE						
AVAT orders placed						Yes
World Bank financing for vaccines (USD mn.)						.
Date approved						.
Date effective						.
ADB financing for vaccines (USD mn.)						.
Global Fund COVID-19 Response Mechanism						
PCR diagnostic tests (USD mn.)						.
RDT diagnostic tests (USD mn.)						.
PPE (USD mn.)						.
Therapeutics – Oxygen (USD mn.)						.
Therapeutics – Others (USD mn.)						.
IMF-WB Joint Debt Sustainability Analysis						
Risk of External Debt Distress						.
Risk of Overall Debt Distress						.
Date of Publication						.

COVID-19 Health Tools	Targets	LIC	LMIC	UMIC	HIC	Tunisia
Vaccines						
Secured Vaccines (Doses, % of Population)	> 140	133.1	185.2	225.6	502.3	174.65
<i>Bilateral Deals</i>		2.3	52.9	130.3	475.7	4.19
<i>Direct Donations</i>		5.2	27.9	35.1	15.3	43.69
<i>COVAX</i>		114.3	87.6	37.1	9.2	80
<i>Other</i>		11.3	16.8	23.1	2.1	46.77
% of Population Fully Vaccinated as of Today		13.06	38.8	48.1	73.1	53.2
Percent of Delivered Vaccine Doses that were Administered		62.7	69.1	76.4	77.7	78.08
Current Rate of Daily Vaccination (per 100 people)		.22	.20	.23	.10	.01
COVAX AMC Allocation (Course, per 100 people)		22.8	27.4	7.3	0	26.08
Progress Towards 70% Full Vaccine Coverage						Off track
Diagnostics						
Daily Testing Rate (per 1000 people)	> 1	.06	.65	1.30	50.02	.22
Test Positivity Rate (% , 7-day average)	< 5	3.59	8.47	7.90	22.4	18.74
Genomic Surveillance (Sequences Shared, % of Cases)	> 1-5	1.23	1.01	0.48	2.65	.11
Financing for Vaccines, Diagnostics, Treatments, PPE						
AVAT orders placed						Yes
World Bank financing for vaccines (USD mn.)						100
Date approved						Mar 26, 2021
Date effective						May 26, 2021
ADB financing for vaccines (USD mn.)						.
Global Fund COVID-19 Response Mechanism						
PCR diagnostic tests (USD mn.)						.1
RDT diagnostic tests (USD mn.)						.8
PPE (USD mn.)						.1
Therapeutics – Oxygen (USD mn.)						1.1
Therapeutics – Others (USD mn.)						.8
IMF-WB Joint Debt Sustainability Analysis						
Risk of External Debt Distress						.
Risk of Overall Debt Distress						.
Date of Publication						.

COVID-19 Health Tools	Targets	LIC	LMIC	UMIC	HIC	Turkey
Vaccines						
Secured Vaccines (Doses, % of Population)	> 140	133.1	185.2	225.6	502.3	282.21
Bilateral Deals		2.3	52.9	130.3	475.7	282.21
Direct Donations		5.2	27.9	35.1	15.3	0
COVAX		114.3	87.6	37.1	9.2	0
Other		11.3	16.8	23.1	2.1	0
% of Population Fully Vaccinated as of Today		13.06	38.8	48.1	73.1	62.31
Percent of Delivered Vaccine Doses that were Administered		62.7	69.1	76.4	77.7	90.91
Current Rate of Daily Vaccination (per 100 people)		.22	.20	.23	.10	.05
COVAX AMC Allocation (Course, per 100 people)		22.8	27.4	7.3	0	.
Progress Towards 70% Full Vaccine Coverage						Off track
Diagnostics						
Daily Testing Rate (per 1000 people)	> 1	.06	.65	1.30	50.02	.3
Test Positivity Rate (% , 7-day average)	< 5	3.59	8.47	7.90	22.4	5.14
Genomic Surveillance (Sequences Shared, % of Cases)	> 1-5	1.23	1.01	0.48	2.65	.6
Financing for Vaccines, Diagnostics, Treatments, PPE						
AVAT orders placed						.
World Bank financing for vaccines (USD mn.)						.
Date approved						.
Date effective						.
ADB financing for vaccines (USD mn.)						.
Global Fund COVID-19 Response Mechanism						
PCR diagnostic tests (USD mn.)						.
RDT diagnostic tests (USD mn.)						.
PPE (USD mn.)						.
Therapeutics – Oxygen (USD mn.)						.
Therapeutics – Others (USD mn.)						.
IMF-WB Joint Debt Sustainability Analysis						
Risk of External Debt Distress						.
Risk of Overall Debt Distress						.
Date of Publication						.

COVID-19 Health Tools	Targets	LIC	LMIC	UMIC	HIC	Turks and Caicos Islands
Vaccines						
Secured Vaccines (Doses, % of Population)	> 140	133.1	185.2	225.6	502.3	.
<i>Bilateral Deals</i>		2.3	52.9	130.3	475.7	.
<i>Direct Donations</i>		5.2	27.9	35.1	15.3	.
<i>COVAX</i>		114.3	87.6	37.1	9.2	.
<i>Other</i>		11.3	16.8	23.1	2.1	.
% of Population Fully Vaccinated as of Today		13.06	38.8	48.1	73.1	75.1
Percent of Delivered Vaccine Doses that were Administered		62.7	69.1	76.4	77.7	90.91
Current Rate of Daily Vaccination (per 100 people)		.22	.20	.23	.10	.04
COVAX AMC Allocation (Course, per 100 people)		22.8	27.4	7.3	0	.
Progress Towards 70% Full Vaccine Coverage						Goal met
Diagnostics						
Daily Testing Rate (per 1000 people)	> 1	.06	.65	1.30	50.02	.
Test Positivity Rate (% , 7-day average)	< 5	3.59	8.47	7.90	22.4	.
Genomic Surveillance (Sequences Shared, % of Cases)	> 1-5	1.23	1.01	0.48	2.65	.93
Financing for Vaccines, Diagnostics, Treatments, PPE						
AVAT orders placed						.
World Bank financing for vaccines (USD mn.)						.
Date approved						.
Date effective						.
ADB financing for vaccines (USD mn.)						.
Global Fund COVID-19 Response Mechanism						
PCR diagnostic tests (USD mn.)						.
RDT diagnostic tests (USD mn.)						.
PPE (USD mn.)						.
Therapeutics – Oxygen (USD mn.)						.
Therapeutics – Others (USD mn.)						.
IMF-WB Joint Debt Sustainability Analysis						
Risk of External Debt Distress						.
Risk of Overall Debt Distress						.
Date of Publication						.



COVID-19 Health Tools	Targets	LIC	LMIC	UMIC	HIC	Uganda
Vaccines						
Secured Vaccines (Doses, % of Population)	> 140	133.1	185.2	225.6	502.3	126.84
Bilateral Deals		2.3	52.9	130.3	475.7	0
Direct Donations		5.2	27.9	35.1	15.3	3.37
COVAX		114.3	87.6	37.1	9.2	100
Other		11.3	16.8	23.1	2.1	23.47
% of Population Fully Vaccinated as of Today		13.06	38.8	48.1	73.1	17.01
Percent of Delivered Vaccine Doses that were Administered		62.7	69.1	76.4	77.7	48.09
Current Rate of Daily Vaccination (per 100 people)		.22	.20	.23	.10	.06
COVAX AMC Allocation (Course, per 100 people)		22.8	27.4	7.3	0	52.02
Progress Towards 70% Full Vaccine Coverage						On track
Diagnostics						
Daily Testing Rate (per 1000 people)	> 1	.06	.65	1.30	50.02	.05
Test Positivity Rate (% , 7-day average)	< 5	3.59	8.47	7.90	22.4	.4
Genomic Surveillance (Sequences Shared, % of Cases)	> 1-5	1.23	1.01	0.48	2.65	.6
Financing for Vaccines, Diagnostics, Treatments, PPE						
AVAT orders placed						Yes
World Bank financing for vaccines (USD mn.)						.
Date approved						.
Date effective						.
ADB financing for vaccines (USD mn.)						.
Global Fund COVID-19 Response Mechanism						
PCR diagnostic tests (USD mn.)						0
RDT diagnostic tests (USD mn.)						0
PPE (USD mn.)						0
Therapeutics – Oxygen (USD mn.)						0
Therapeutics – Others (USD mn.)						0
IMF-WB Joint Debt Sustainability Analysis						
Risk of External Debt Distress						Moderate
Risk of Overall Debt Distress						Moderate
Date of Publication						Jun, 2021

COVID-19 Health Tools	Targets	LIC	LMIC	UMIC	HIC	Ukraine
Vaccines						
Secured Vaccines (Doses, % of Population)	> 140	133.1	185.2	225.6	502.3	305.51
<i>Bilateral Deals</i>		2.3	52.9	130.3	475.7	170.71
<i>Direct Donations</i>		5.2	27.9	35.1	15.3	8.79
<i>COVAX</i>		114.3	87.6	37.1	9.2	80
<i>Other</i>		11.3	16.8	23.1	2.1	46.01
% of Population Fully Vaccinated as of Today		13.06	38.8	48.1	73.1	34.86
Percent of Delivered Vaccine Doses that were Administered		62.7	69.1	76.4	77.7	67.95
Current Rate of Daily Vaccination (per 100 people)		.22	.20	.23	.10	.09
COVAX AMC Allocation (Course, per 100 people)		22.8	27.4	7.3	0	27.38
Progress Towards 70% Full Vaccine Coverage						Off track
Diagnostics						
Daily Testing Rate (per 1000 people)	> 1	.06	.65	1.30	50.02	1.31
Test Positivity Rate (% , 7-day average)	< 5	3.59	8.47	7.90	22.4	.
Genomic Surveillance (Sequences Shared, % of Cases)	> 1-5	1.23	1.01	0.48	2.65	.02
Financing for Vaccines, Diagnostics, Treatments, PPE						
AVAT orders placed						.
World Bank financing for vaccines (USD mn.)						90
Date approved						May 10, 2021
Date effective						Aug 1, 2021
ADB financing for vaccines (USD mn.)						.
Global Fund COVID-19 Response Mechanism						
PCR diagnostic tests (USD mn.)						0
RDT diagnostic tests (USD mn.)						0
PPE (USD mn.)						0
Therapeutics – Oxygen (USD mn.)						0
Therapeutics – Others (USD mn.)						0
IMF-WB Joint Debt Sustainability Analysis						
Risk of External Debt Distress						.
Risk of Overall Debt Distress						.
Date of Publication						.

COVID-19 Health Tools	Targets	LIC	LMIC	UMIC	HIC	United Arab Emirates
Vaccines						
Secured Vaccines (Doses, % of Population)	> 140	133.1	185.2	225.6	502.3	270.17
Bilateral Deals		2.3	52.9	130.3	475.7	268.18
Direct Donations		5.2	27.9	35.1	15.3	0
COVAX		114.3	87.6	37.1	9.2	1.99
Other		11.3	16.8	23.1	2.1	0
% of Population Fully Vaccinated as of Today		13.06	38.8	48.1	73.1	96.32
Percent of Delivered Vaccine Doses that were Administered		62.7	69.1	76.4	77.7	90.91
Current Rate of Daily Vaccination (per 100 people)		.22	.20	.23	.10	.1
COVAX AMC Allocation (Course, per 100 people)		22.8	27.4	7.3	0	.
Progress Towards 70% Full Vaccine Coverage						Goal met
Diagnostics						
Daily Testing Rate (per 1000 people)	> 1	.06	.65	1.30	50.02	24.74
Test Positivity Rate (% , 7-day average)	< 5	3.59	8.47	7.90	22.4	.1
Genomic Surveillance (Sequences Shared, % of Cases)	> 1-5	1.23	1.01	0.48	2.65	.29
Financing for Vaccines, Diagnostics, Treatments, PPE						
AVAT orders placed						.
World Bank financing for vaccines (USD mn.)						.
Date approved						.
Date effective						.
ADB financing for vaccines (USD mn.)						.
Global Fund COVID-19 Response Mechanism						
PCR diagnostic tests (USD mn.)						.
RDT diagnostic tests (USD mn.)						.
PPE (USD mn.)						.
Therapeutics – Oxygen (USD mn.)						.
Therapeutics – Others (USD mn.)						.
IMF-WB Joint Debt Sustainability Analysis						
Risk of External Debt Distress						.
Risk of Overall Debt Distress						.
Date of Publication						.

COVID-19 Health Tools	Targets	LIC	LMIC	UMIC	HIC	United Kingdom
Vaccines						
Secured Vaccines (Doses, % of Population)	> 140	133.1	185.2	225.6	502.3	669.34
Bilateral Deals		2.3	52.9	130.3	475.7	668.55
Direct Donations		5.2	27.9	35.1	15.3	0
COVAX		114.3	87.6	37.1	9.2	.79
Other		11.3	16.8	23.1	2.1	0
% of Population Fully Vaccinated as of Today		13.06	38.8	48.1	73.1	72.57
Percent of Delivered Vaccine Doses that were Administered		62.7	69.1	76.4	77.7	75.25
Current Rate of Daily Vaccination (per 100 people)		.22	.20	.23	.10	.05
COVAX AMC Allocation (Course, per 100 people)		22.8	27.4	7.3	0	.
Progress Towards 70% Full Vaccine Coverage						Goal met
Diagnostics						
Daily Testing Rate (per 1000 people)	> 1	.06	.65	1.30	50.02	8.39
Test Positivity Rate (% , 7-day average)	< 5	3.59	8.47	7.90	22.4	11.2
Genomic Surveillance (Sequences Shared, % of Cases)	> 1-5	1.23	1.01	0.48	2.65	11.87
Financing for Vaccines, Diagnostics, Treatments, PPE						
AVAT orders placed						.
World Bank financing for vaccines (USD mn.)						.
Date approved						.
Date effective						.
ADB financing for vaccines (USD mn.)						.
Global Fund COVID-19 Response Mechanism						
PCR diagnostic tests (USD mn.)						.
RDT diagnostic tests (USD mn.)						.
PPE (USD mn.)						.
Therapeutics – Oxygen (USD mn.)						.
Therapeutics – Others (USD mn.)						.
IMF-WB Joint Debt Sustainability Analysis						
Risk of External Debt Distress						.
Risk of Overall Debt Distress						.
Date of Publication						.

COVID-19 Health Tools	Targets	LIC	LMIC	UMIC	HIC	United States
Vaccines						
Secured Vaccines (Doses, % of Population)	> 140	133.1	185.2	225.6	502.3	465.58
Bilateral Deals		2.3	52.9	130.3	475.7	465.58
Direct Donations		5.2	27.9	35.1	15.3	0
COVAX		114.3	87.6	37.1	9.2	0
Other		11.3	16.8	23.1	2.1	0
% of Population Fully Vaccinated as of Today		13.06	38.8	48.1	73.1	65.47
Percent of Delivered Vaccine Doses that were Administered		62.7	69.1	76.4	77.7	81.8
Current Rate of Daily Vaccination (per 100 people)		.22	.20	.23	.10	.07
COVAX AMC Allocation (Course, per 100 people)		22.8	27.4	7.3	0	.
Progress Towards 70% Full Vaccine Coverage						Off track
Diagnostics						
Daily Testing Rate (per 1000 people)	> 1	.06	.65	1.30	50.02	2.1
Test Positivity Rate (% , 7-day average)	< 5	3.59	8.47	7.90	22.4	2.5
Genomic Surveillance (Sequences Shared, % of Cases)	> 1-5	1.23	1.01	0.48	2.65	3.82
Financing for Vaccines, Diagnostics, Treatments, PPE						
AVAT orders placed						.
World Bank financing for vaccines (USD mn.)						.
Date approved						.
Date effective						.
ADB financing for vaccines (USD mn.)						.
Global Fund COVID-19 Response Mechanism						
PCR diagnostic tests (USD mn.)						.
RDT diagnostic tests (USD mn.)						.
PPE (USD mn.)						.
Therapeutics – Oxygen (USD mn.)						.
Therapeutics – Others (USD mn.)						.
IMF-WB Joint Debt Sustainability Analysis						
Risk of External Debt Distress						.
Risk of Overall Debt Distress						.
Date of Publication						.



COVID-19 Health Tools	Targets	LIC	LMIC	UMIC	HIC	Uruguay
Vaccines						
Secured Vaccines (Doses, % of Population)	> 140	133.1	185.2	225.6	502.3	232.01
Bilateral Deals		2.3	52.9	130.3	475.7	213.39
Direct Donations		5.2	27.9	35.1	15.3	14.35
COVAX		114.3	87.6	37.1	9.2	4.27
Other		11.3	16.8	23.1	2.1	0
% of Population Fully Vaccinated as of Today		13.06	38.8	48.1	73.1	81.83
Percent of Delivered Vaccine Doses that were Administered		62.7	69.1	76.4	77.7	100
Current Rate of Daily Vaccination (per 100 people)		.22	.20	.23	.10	.24
COVAX AMC Allocation (Course, per 100 people)		22.8	27.4	7.3	0	.
Progress Towards 70% Full Vaccine Coverage						Goal met
Diagnostics						
Daily Testing Rate (per 1000 people)	> 1	.06	.65	1.30	50.02	2.01
Test Positivity Rate (% , 7-day average)	< 5	3.59	8.47	7.90	22.4	9.77
Genomic Surveillance (Sequences Shared, % of Cases)	> 1-5	1.23	1.01	0.48	2.65	.09
Financing for Vaccines, Diagnostics, Treatments, PPE						
AVAT orders placed						.
World Bank financing for vaccines (USD mn.)						.
Date approved						.
Date effective						.
ADB financing for vaccines (USD mn.)						.
Global Fund COVID-19 Response Mechanism						
PCR diagnostic tests (USD mn.)						.
RDT diagnostic tests (USD mn.)						.
PPE (USD mn.)						.
Therapeutics – Oxygen (USD mn.)						.
Therapeutics – Others (USD mn.)						.
IMF-WB Joint Debt Sustainability Analysis						
Risk of External Debt Distress						.
Risk of Overall Debt Distress						.
Date of Publication						.

COVID-19 Health Tools	Targets	LIC	LMIC	UMIC	HIC	Uzbekistan
Vaccines						
Secured Vaccines (Doses, % of Population)	> 140	133.1	185.2	225.6	502.3	187.56
<i>Bilateral Deals</i>		2.3	52.9	130.3	475.7	106.08
<i>Direct Donations</i>		5.2	27.9	35.1	15.3	1.48
<i>COVAX</i>		114.3	87.6	37.1	9.2	80
<i>Other</i>		11.3	16.8	23.1	2.1	0
% of Population Fully Vaccinated as of Today		13.06	38.8	48.1	73.1	41.37
Percent of Delivered Vaccine Doses that were Administered		62.7	69.1	76.4	77.7	83.94
Current Rate of Daily Vaccination (per 100 people)		.22	.20	.23	.10	.19
COVAX AMC Allocation (Course, per 100 people)		22.8	27.4	7.3	0	24.38
Progress Towards 70% Full Vaccine Coverage						Off track
Diagnostics						
Daily Testing Rate (per 1000 people)	> 1	.06	.65	1.30	50.02	.45
Test Positivity Rate (% , 7-day average)	< 5	3.59	8.47	7.90	22.4	.
Genomic Surveillance (Sequences Shared, % of Cases)	> 1-5	1.23	1.01	0.48	2.65	.04
Financing for Vaccines, Diagnostics, Treatments, PPE						
AVAT orders placed						.
World Bank financing for vaccines (USD mn.)						.
Date approved						.
Date effective						.
ADB financing for vaccines (USD mn.)						.
Global Fund COVID-19 Response Mechanism						
PCR diagnostic tests (USD mn.)						0
RDT diagnostic tests (USD mn.)						0
PPE (USD mn.)						0
Therapeutics – Oxygen (USD mn.)						0
Therapeutics – Others (USD mn.)						0
IMF-WB Joint Debt Sustainability Analysis						
Risk of External Debt Distress						Low
Risk of Overall Debt Distress						Low
Date of Publication						Apr, 2021

COVID-19 Health Tools	Targets	LIC	LMIC	UMIC	HIC	Vanuatu
Vaccines						
Secured Vaccines (Doses, % of Population)	> 140	133.1	185.2	225.6	502.3	153.14
Bilateral Deals		2.3	52.9	130.3	475.7	0
Direct Donations		5.2	27.9	35.1	15.3	73.14
COVAX		114.3	87.6	37.1	9.2	80
Other		11.3	16.8	23.1	2.1	0
% of Population Fully Vaccinated as of Today		13.06	38.8	48.1	73.1	27.09
Percent of Delivered Vaccine Doses that were Administered		62.7	69.1	76.4	77.7	58.71
Current Rate of Daily Vaccination (per 100 people)		.22	.20	.23	.10	0
COVAX AMC Allocation (Course, per 100 people)		22.8	27.4	7.3	0	42.16
Progress Towards 70% Full Vaccine Coverage						Off track
Diagnostics						
Daily Testing Rate (per 1000 people)	> 1	.06	.65	1.30	50.02	.
Test Positivity Rate (% , 7-day average)	< 5	3.59	8.47	7.90	22.4	.
Genomic Surveillance (Sequences Shared, % of Cases)	> 1-5	1.23	1.01	0.48	2.65	.04
Financing for Vaccines, Diagnostics, Treatments, PPE						
AVAT orders placed						.
World Bank financing for vaccines (USD mn.)						.
Date approved						.
Date effective						.
ADB financing for vaccines (USD mn.)						3.88
Global Fund COVID-19 Response Mechanism						
PCR diagnostic tests (USD mn.)						.
RDT diagnostic tests (USD mn.)						.
PPE (USD mn.)						.
Therapeutics – Oxygen (USD mn.)						.
Therapeutics – Others (USD mn.)						.
IMF-WB Joint Debt Sustainability Analysis						
Risk of External Debt Distress						Moderate
Risk of Overall Debt Distress						Moderate
Date of Publication						Aug, 2021

COVID-19 Health Tools	Targets	LIC	LMIC	UMIC	HIC	Venezuela, RB
Vaccines						
Secured Vaccines (Doses, % of Population)	> 140	133.1	185.2	225.6	502.3	161.39
Bilateral Deals		2.3	52.9	130.3	475.7	94.91
Direct Donations		5.2	27.9	35.1	15.3	1.74
COVAX		114.3	87.6	37.1	9.2	64.74
Other		11.3	16.8	23.1	2.1	0
% of Population Fully Vaccinated as of Today		13.06	38.8	48.1	73.1	49.77
Percent of Delivered Vaccine Doses that were Administered		62.7	69.1	76.4	77.7	81.73
Current Rate of Daily Vaccination (per 100 people)		.22	.20	.23	.10	0
COVAX AMC Allocation (Course, per 100 people)		22.8	27.4	7.3	0	.
Progress Towards 70% Full Vaccine Coverage						Off track
Diagnostics						
Daily Testing Rate (per 1000 people)	> 1	.06	.65	1.30	50.02	.01
Test Positivity Rate (% , 7-day average)	< 5	3.59	8.47	7.90	22.4	.
Genomic Surveillance (Sequences Shared, % of Cases)	> 1-5	1.23	1.01	0.48	2.65	.09
Financing for Vaccines, Diagnostics, Treatments, PPE						
AVAT orders placed						.
World Bank financing for vaccines (USD mn.)						.
Date approved						.
Date effective						.
ADB financing for vaccines (USD mn.)						.
Global Fund COVID-19 Response Mechanism						
PCR diagnostic tests (USD mn.)						1.9
RDT diagnostic tests (USD mn.)						.1
PPE (USD mn.)						5.6
Therapeutics – Oxygen (USD mn.)						.3
Therapeutics – Others (USD mn.)						2
IMF-WB Joint Debt Sustainability Analysis						
Risk of External Debt Distress						.
Risk of Overall Debt Distress						.
Date of Publication						.

COVID-19 Health Tools	Targets	LIC	LMIC	UMIC	HIC	Vietnam
Vaccines						
Secured Vaccines (Doses, % of Population)	> 140	133.1	185.2	225.6	502.3	296.07
Bilateral Deals		2.3	52.9	130.3	475.7	189.37
Direct Donations		5.2	27.9	35.1	15.3	26.7
COVAX		114.3	87.6	37.1	9.2	80
Other		11.3	16.8	23.1	2.1	0
% of Population Fully Vaccinated as of Today		13.06	38.8	48.1	73.1	79.2
Percent of Delivered Vaccine Doses that were Administered		62.7	69.1	76.4	77.7	89.54
Current Rate of Daily Vaccination (per 100 people)		.22	.20	.23	.10	.26
COVAX AMC Allocation (Course, per 100 people)		22.8	27.4	7.3	0	33.06
Progress Towards 70% Full Vaccine Coverage						Goal met
Diagnostics						
Daily Testing Rate (per 1000 people)	> 1	.06	.65	1.30	50.02	.02
Test Positivity Rate (% , 7-day average)	< 5	3.59	8.47	7.90	22.4	96.33
Genomic Surveillance (Sequences Shared, % of Cases)	> 1-5	1.23	1.01	0.48	2.65	.04
Financing for Vaccines, Diagnostics, Treatments, PPE						
AVAT orders placed						.
World Bank financing for vaccines (USD mn.)						.
Date approved						.
Date effective						.
ADB financing for vaccines (USD mn.)						.
Global Fund COVID-19 Response Mechanism						
PCR diagnostic tests (USD mn.)						0
RDT diagnostic tests (USD mn.)						0
PPE (USD mn.)						0
Therapeutics – Oxygen (USD mn.)						0
Therapeutics – Others (USD mn.)						0
IMF-WB Joint Debt Sustainability Analysis						
Risk of External Debt Distress						.
Risk of Overall Debt Distress						.
Date of Publication						.



COVID-19 Health Tools	Targets	LIC	LMIC	UMIC	HIC	West Bank and Gaza
Vaccines						
Secured Vaccines (Doses, % of Population)	> 140	133.1	185.2	225.6	502.3	255.47
Bilateral Deals		2.3	52.9	130.3	475.7	115.36
Direct Donations		5.2	27.9	35.1	15.3	40.11
COVAX		114.3	87.6	37.1	9.2	100
Other		11.3	16.8	23.1	2.1	0
% of Population Fully Vaccinated as of Today		13.06	38.8	48.1	73.1	33.74
Percent of Delivered Vaccine Doses that were Administered		62.7	69.1	76.4	77.7	66.32
Current Rate of Daily Vaccination (per 100 people)		.22	.20	.23	.10	.03
COVAX AMC Allocation (Course, per 100 people)		22.8	27.4	7.3	0	20.08
Progress Towards 70% Full Vaccine Coverage						Off track
Diagnostics						
Daily Testing Rate (per 1000 people)	> 1	.06	.65	1.30	50.02	2.86
Test Positivity Rate (% , 7-day average)	< 5	3.59	8.47	7.90	22.4	19.62
Genomic Surveillance (Sequences Shared, % of Cases)	> 1-5	1.23	1.01	0.48	2.65	.02
Financing for Vaccines, Diagnostics, Treatments, PPE						
AVAT orders placed						.
World Bank financing for vaccines (USD mn.)						.
Date approved						.
Date effective						.
ADB financing for vaccines (USD mn.)						.
Global Fund COVID-19 Response Mechanism						
PCR diagnostic tests (USD mn.)						.
RDT diagnostic tests (USD mn.)						.
PPE (USD mn.)						.
Therapeutics – Oxygen (USD mn.)						.
Therapeutics – Others (USD mn.)						.
IMF-WB Joint Debt Sustainability Analysis						
Risk of External Debt Distress						.
Risk of Overall Debt Distress						.
Date of Publication						.

COVID-19 Health Tools	Targets	LIC	LMIC	UMIC	HIC	Yemen, Rep
Vaccines						
Secured Vaccines (Doses, % of Population)	> 140	133.1	185.2	225.6	502.3	120
<i>Bilateral Deals</i>		2.3	52.9	130.3	475.7	0
<i>Direct Donations</i>		5.2	27.9	35.1	15.3	0
<i>COVAX</i>		114.3	87.6	37.1	9.2	120
<i>Other</i>		11.3	16.8	23.1	2.1	0
% of Population Fully Vaccinated as of Today		13.06	38.8	48.1	73.1	1.33
Percent of Delivered Vaccine Doses that were Administered		62.7	69.1	76.4	77.7	32.12
Current Rate of Daily Vaccination (per 100 people)		.22	.20	.23	.10	.01
COVAX AMC Allocation (Course, per 100 people)		22.8	27.4	7.3	0	6.3
Progress Towards 70% Full Vaccine Coverage						Off track
Diagnostics						
Daily Testing Rate (per 1000 people)	> 1	.06	.65	1.30	50.02	0
Test Positivity Rate (% , 7-day average)	< 5	3.59	8.47	7.90	22.4	.
Genomic Surveillance (Sequences Shared, % of Cases)	> 1-5	1.23	1.01	0.48	2.65	.
Financing for Vaccines, Diagnostics, Treatments, PPE						
AVAT orders placed						.
World Bank financing for vaccines (USD mn.)						20.0116
Date approved						Jun 17, 2021
Date effective						Jul 16, 2021
ADB financing for vaccines (USD mn.)						.
Global Fund COVID-19 Response Mechanism						
PCR diagnostic tests (USD mn.)						.
RDT diagnostic tests (USD mn.)						.
PPE (USD mn.)						.
Therapeutics – Oxygen (USD mn.)						.
Therapeutics – Others (USD mn.)						.
IMF-WB Joint Debt Sustainability Analysis						
Risk of External Debt Distress						.
Risk of Overall Debt Distress						.
Date of Publication						.

COVID-19 Health Tools	Targets	LIC	LMIC	UMIC	HIC	Zambia
Vaccines						
Secured Vaccines (Doses, % of Population)	> 140	133.1	185.2	225.6	502.3	109.33
Bilateral Deals		2.3	52.9	130.3	475.7	0
Direct Donations		5.2	27.9	35.1	15.3	6.08
COVAX		114.3	87.6	37.1	9.2	80
Other		11.3	16.8	23.1	2.1	23.26
% of Population Fully Vaccinated as of Today		13.06	38.8	48.1	73.1	11.82
Percent of Delivered Vaccine Doses that were Administered		62.7	69.1	76.4	77.7	54.94
Current Rate of Daily Vaccination (per 100 people)		.22	.20	.23	.10	.06
COVAX AMC Allocation (Course, per 100 people)		22.8	27.4	7.3	0	23.06
Progress Towards 70% Full Vaccine Coverage						Off track
Diagnostics						
Daily Testing Rate (per 1000 people)	> 1	.06	.65	1.30	50.02	.12
Test Positivity Rate (% , 7-day average)	< 5	3.59	8.47	7.90	22.4	3.33
Genomic Surveillance (Sequences Shared, % of Cases)	> 1-5	1.23	1.01	0.48	2.65	.43
Financing for Vaccines, Diagnostics, Treatments, PPE						
AVAT orders placed						Yes
World Bank financing for vaccines (USD mn.)						24
Date approved						Jun 28, 2021
Date effective						.
ADB financing for vaccines (USD mn.)						.
Global Fund COVID-19 Response Mechanism						
PCR diagnostic tests (USD mn.)						12.8
RDT diagnostic tests (USD mn.)						3.7
PPE (USD mn.)						11.8
Therapeutics – Oxygen (USD mn.)						10.4
Therapeutics – Others (USD mn.)						4.6
IMF-WB Joint Debt Sustainability Analysis						
Risk of External Debt Distress						High
Risk of Overall Debt Distress						High
Date of Publication						Jul, 2019

COVID-19 Health Tools	Targets	LIC	LMIC	UMIC	HIC	Zimbabwe
Vaccines						
Secured Vaccines (Doses, % of Population)	> 140	133.1	185.2	225.6	502.3	266.01
<i>Bilateral Deals</i>		2.3	52.9	130.3	475.7	53.01
<i>Direct Donations</i>		5.2	27.9	35.1	15.3	79.88
<i>COVAX</i>		114.3	87.6	37.1	9.2	100
<i>Other</i>		11.3	16.8	23.1	2.1	33.13
% of Population Fully Vaccinated as of Today		13.06	38.8	48.1	73.1	23.71
Percent of Delivered Vaccine Doses that were Administered		62.7	69.1	76.4	77.7	44.02
Current Rate of Daily Vaccination (per 100 people)		.22	.20	.23	.10	.75
COVAX AMC Allocation (Course, per 100 people)		22.8	27.4	7.3	0	16.98
Progress Towards 70% Full Vaccine Coverage						Off track
Diagnostics						
Daily Testing Rate (per 1000 people)	> 1	.06	.65	1.30	50.02	.2
Test Positivity Rate (% , 7-day average)	< 5	3.59	8.47	7.90	22.4	4.23
Genomic Surveillance (Sequences Shared, % of Cases)	> 1-5	1.23	1.01	0.48	2.65	.38
Financing for Vaccines, Diagnostics, Treatments, PPE						
AVAT orders placed						Yes
World Bank financing for vaccines (USD mn.)						.
Date approved						.
Date effective						.
ADB financing for vaccines (USD mn.)						.
Global Fund COVID-19 Response Mechanism						
PCR diagnostic tests (USD mn.)						1.1
RDT diagnostic tests (USD mn.)						0
PPE (USD mn.)						30.2
Therapeutics – Oxygen (USD mn.)						5.4
Therapeutics – Others (USD mn.)						.4
IMF-WB Joint Debt Sustainability Analysis						
Risk of External Debt Distress						In distress
Risk of Overall Debt Distress						In distress
Date of Publication						Feb, 2020