



Direct and Spillover Effects of Unconventional Monetary and Exchange Rate Policies

Tamim Bayoumi
IMF

Joseph Gagnon
Peterson Institute

Juan-Miguel Londono-Yarce
Federal Reserve Board

Christian Saborowski
IMF

Horacio Sapriza
Federal Reserve Board

Paper presented at the 16th Jacques Polak Annual Research Conference
Hosted by the International Monetary Fund
Washington, DC—November 5–6, 2015

The views expressed in this paper are those of the author(s) only, and the presence of them, or of links to them, on the IMF website does not imply that the IMF, its Executive Board, or its management endorses or shares the views expressed in the paper.

Direct and Spillover Effects of Unconventional Monetary and Exchange Rate Policies

Joseph E. Gagnon, Tamim Bayoumi, Juan M. Londono, Christian Saborowski, and Horacio Sapriza
November 6, 2015

Objectives

- Measure direct effects of FX intervention and unconventional monetary policy on current account.
- Examine spillovers of FXI and UMP on current accounts in other countries.
- Examine spillovers of US UMP in daily financial data.
- Build theory model to interpret results and draw policy conclusions.

Annual Data Results

- Direct effects on current accounts importantly influenced by capital mobility
 - \$1 of FXI raises CA \$0.75 w/ low mobility
 - \$1 of FXI raises CA \$0.20 w/ high mobility
 - \$1 of FX stock: CA up \$0.04 w/ high mobility
 - \$1 of QE raises CA \$0.25 w/ low mobility
 - \$1 of QE: no effect on CA w/high mobility
- Spillovers of FXI flow to countries with larger cross-border financial links

Daily Data Results

- “Good news” about US economy
 - Raises foreign bond yields
 - Raises foreign stock prices
 - Depreciates foreign exchange rates
- Tighter than expected US monetary policy
 - Has similar but smaller effects
- Bond spillovers larger than exchange rate spillovers

Theoretical Results

- Model with imperfect asset substitution supports annual results on direct effects of FX intervention and UMP
- Small effects of UMP on ERs in daily data imply small effects on CA
- FXI and UMP are useful additional tools
 - allow policy to target multiple objectives
 - peripheral countries can counteract spillovers from core countries

Annual Regressions

$$\begin{aligned} \frac{CAX_{it}}{GDP_{it}} &= \alpha_1 \left(\frac{NOF_{it}}{GDP_{it}} \right) + \alpha_2 \left(\frac{NOF_{it} \times MOB_{it-1}}{GDP_{it}} \right) \\ &+ \beta_1 \left(\frac{NOA_{it-1}}{GDP_{it-1}} \right) + \beta_2 \left(\frac{NOA_{it-1} \times MOB_{it-1}}{GDP_{it-1}} \right) \\ &+ \gamma_1 \left(\frac{QE_{it-1}}{GDP_{it-1}} \right) + \gamma_2 \left(\frac{QE_{it-1} \times MOB_{it-1}}{GDP_{it-1}} \right) + \delta_1 SPILL_{it} \\ &+ \mu_1 AUX_{it} + \mu_2 (AUX_{it} \times MOB_{it-1}) + \theta_t year_t \\ \frac{NPFX_{it}}{GDP_{it}} &= (\alpha_1 - 1) \left(\frac{NOF_{it}}{GDP_{it}} \right) + \dots \end{aligned}$$

CAX = NPFX + NOF + errors and omissions

CAX: current account excluding net investment income

NPFX: net private financial flows ex. net investment income

NOF: net official financial flows (includes FX intervention)

Instruments for FX Intervention (NOF)

- Endogenous response of FX intervention to exchange rate biases coefficient:
 - Upwards if current account shock
 - Downwards if financial account shock
- We use non-reserve official flows
 - SWF flows, development loans
 - Assume only reserves respond to ER
- Also crisis dummy in prior 3 years

First-Stage Results

	NOF	NOF x MOB
Nonreserve Flows	0.87***	0.02
Nonres. Flows x MOB	-0.13	0.72***
Lagged Crisis	.004	-.002
Lagged Crisis x MOB	.008	.015**
R ²	.59	.60
F-test (pval)	.000	.000
R ² without instruments	.44	.49

Annual CA Regressions

	Baseline	OLS	Alt Instr	Weighted	Robust	Fixed	Flexible	Open	Closed
Fiscal Balance	0.15**	0.18***	0.02	0.04	0.04	0.12	0.20**	0.38***	-0.01
Interaction w Mobility	0.44***	0.36***	0.55***	0.35***	0.41***	0.58***	0.29**	0.24	0.29**
FX Intervention (NOF)	0.75***	0.67***	0.97***	0.77***	0.80***	0.83***	0.65***	0.69*	0.78
Interaction w Mobility	-0.57**	-0.41***	-0.73**	-0.41**	-0.75***	-0.98**	-0.36	-0.52***	-0.54***
Foreign Off. Assets (NOA)	-0.01	-0.01	-0.01	-0.01	-0.02**	0.00	0.02	-0.02	0.01
Interaction w Mobility	0.05**	0.05***	0.05**	0.08***	0.07***	0.01	0.03	0.05*	-0.05*
CB Domestic Assets (QE)	0.24**	0.25**	0.27**	0.22**	0.10	0.09	0.20	0.41**	0.09
Interaction w Mobility	-0.26	-0.28*	-0.30	-0.18	-0.18	0.01	-0.23	-0.50	0.00
World NOF Spillover (SPILL)	-21.4***	-21.5***	-21.2***	1.7	-11.8***	-16.8*	-14.9***	-39.2***	-0.5
R-squared	0.45	0.37	0.46	0.64	0.50	0.52	0.46	0.51	0.43
Observations	1745	1755	1699	1745	1745	650	1095	873	872

* p<0.1, ** p<0.05, *** p<0.01

Source: Gagnon, Bayoumi, Londono, Saborowski, and Saprizza (forthcoming).

Figure 2.6. Energy Exporters with SWF=Fiscal

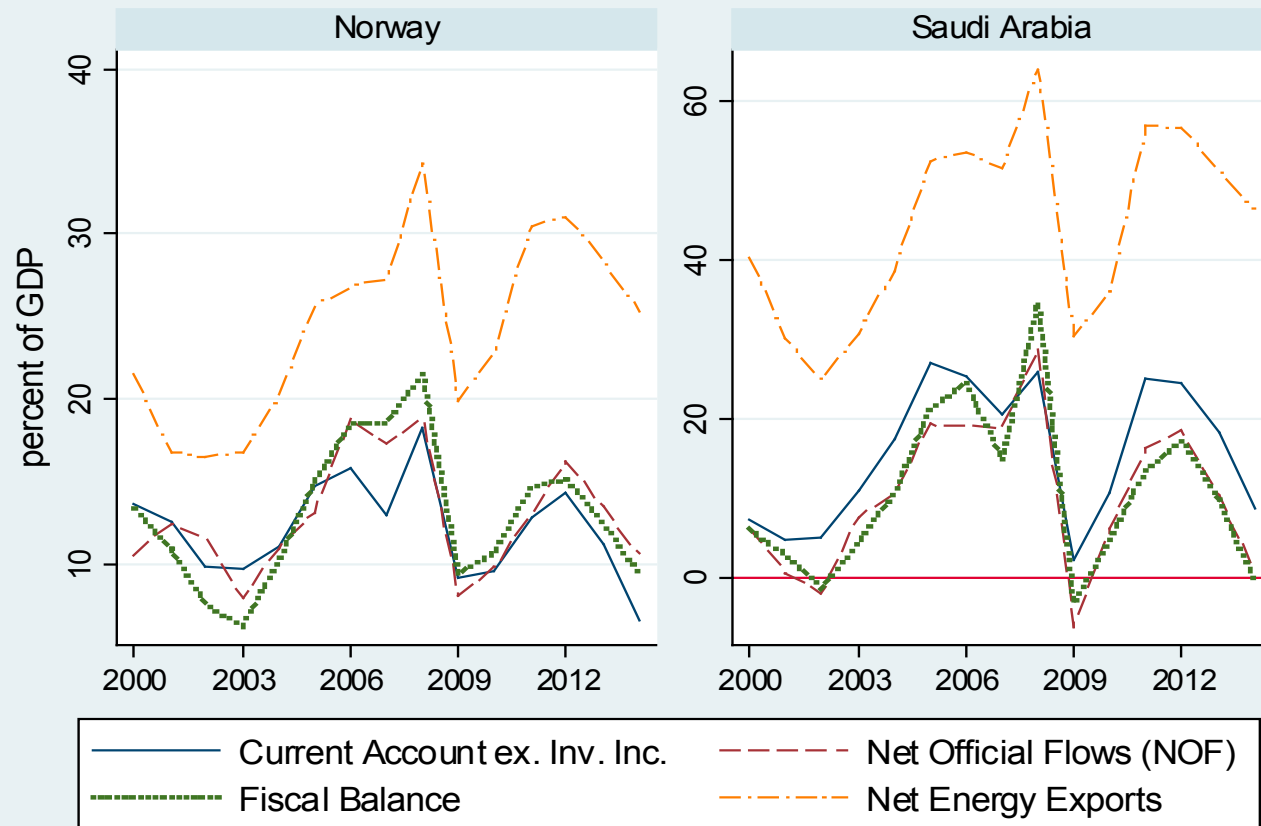


Figure 2.6. Energy Exporters with Significant NOF

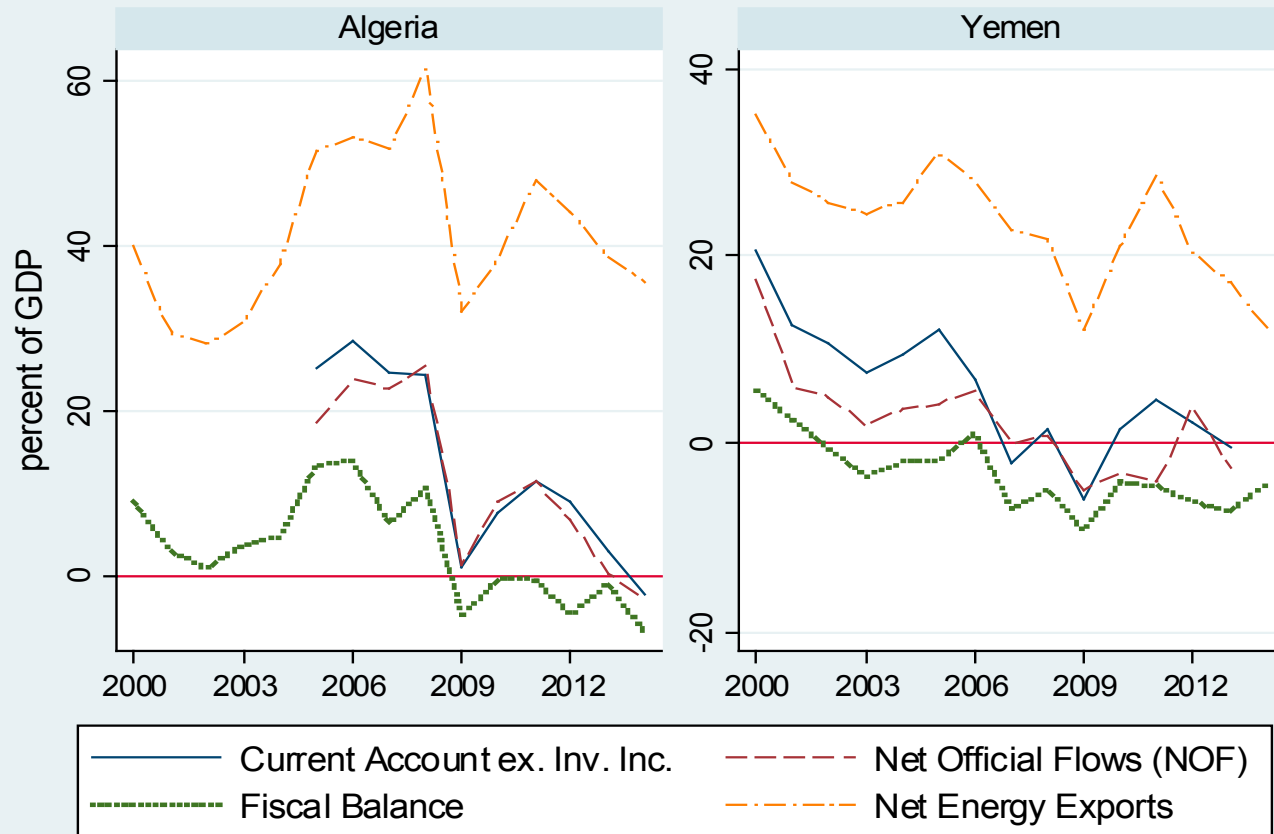


Figure 2.6. Energy Exporters with Occasional NOF

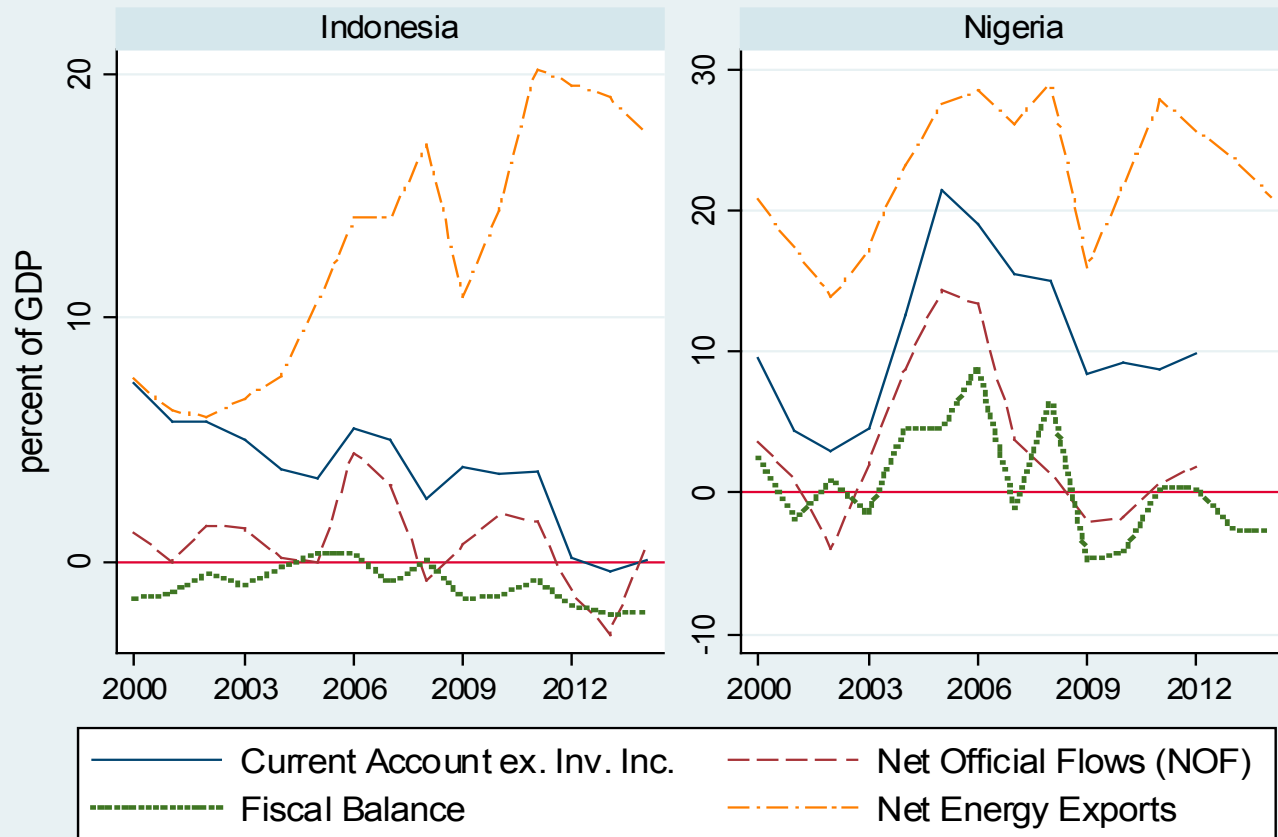
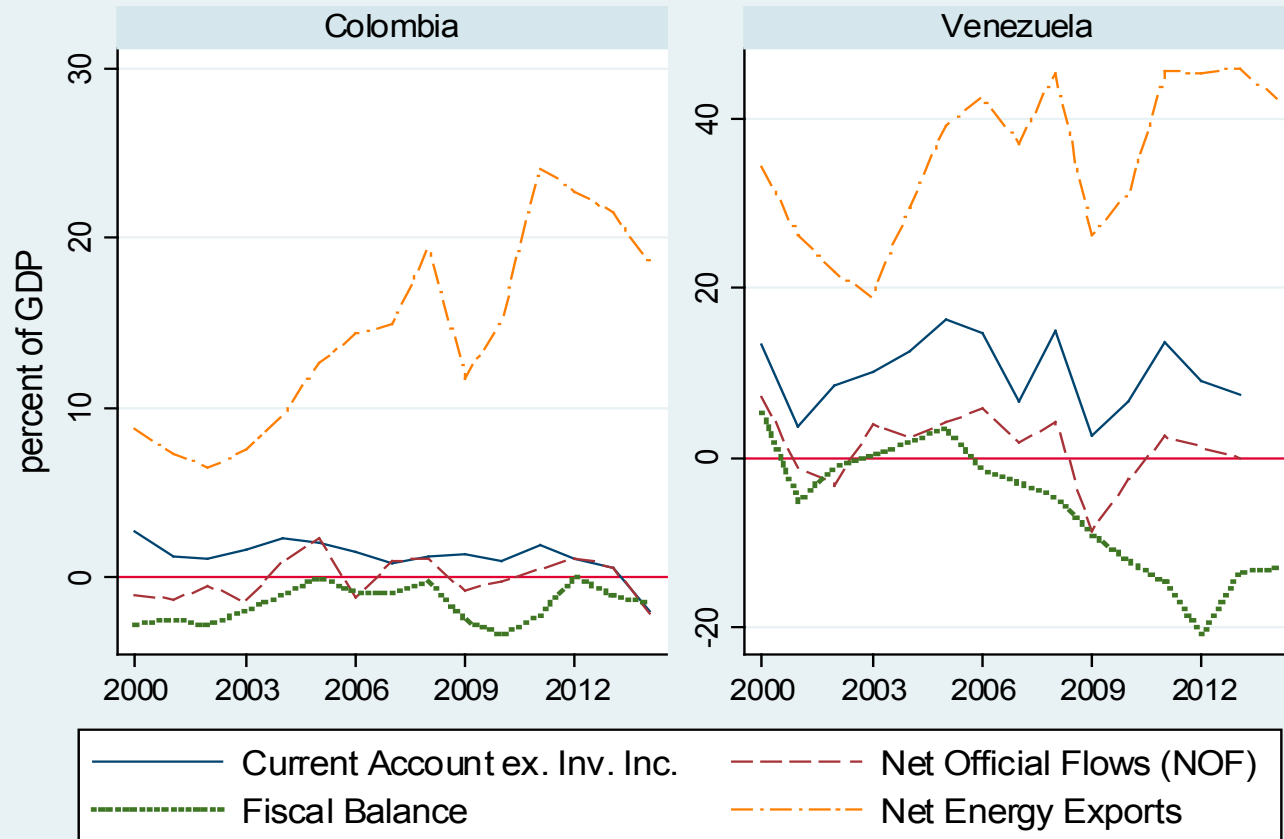


Figure 2.7. Energy Exporters with Small NOF



Spillovers of US UMP in Daily Data

- Regression Nov 2008 – Jul 2015
 - US UMP period
 - 20 advanced and 20 emerging economies
- X is foreign variable
- Y is US 10-year Treasury yield
- FOMC denotes policy announcement day

$$\Delta X_t = \alpha + (\beta + \gamma FOMC_t) \Delta Y_t$$

Results

- Systematic US UMP associated with large spillovers
 - “Good news” for US is good news for ROW
- Surprise US UMP (policy shock) has small spillovers
- Relatively large bond spillovers
 - high substitutability across bond markets, or
 - monetary policy co-movements

Model with Imperfect Asset Substitution

- One-period model
 - Return to steady state next period
 - Period is 1 to 5 years
- Short-term and long-term bonds in domestic and foreign currency
 - Bond demand depends on own return and relative returns: across maturity and across currency
 - Arbitrage leans against, but does not eliminate, deviations from interest rate parity and pure expectations term structure

Model Implications

- FX intervention has larger effect on current account when capital mobility is low
- QE has small and ambiguous effect on current account, regardless of mobility
- Foreign interest rates and activity both have positive effects on the CA
- All of the above are true with both flexible and fixed exchange rates

Model Implications

- Effects on GDP depend importantly on the exchange rate regime and on capital mobility
 - QE spillovers stronger under fixed ERs
 - QE spillovers stronger with capital mobility
- FX intervention and QE can fully insulate economy from effects of foreign FX intervention and foreign monetary policy, including foreign QE