



KYRGYZ REPUBLIC

July 2014

SIXTH REVIEW UNDER THE THREE-YEAR ARRANGEMENT UNDER THE EXTENDED CREDIT FACILITY; STAFF REPORT; AND PRESS RELEASE

In the context of the sixth review under the three-year arrangement under the Extended Credit Facility, the following documents have been released and are included in this package:

- The **Staff Report** prepared by a staff team of the IMF for the Executive Board's consideration on a lapse of time basis, following discussions that ended on May 16, 2014, with the officials of Kyrgyz Republic on economic developments and policies underpinning the IMF arrangement under the Extended Credit Facility. Based on information available at the time of these discussions, the staff report was completed on June 11, 2014
- An **Informational Annex** prepared by the IMF.
- A **Press Release**.

The following documents have been or will be separately released.

Letter of Intent sent to the IMF by the authorities of Kyrgyz Republic*
Poverty Reduction Strategy Paper
Technical Memorandum of Understanding*

*Also included in Staff Report

The publication policy for staff reports and other documents allows for the deletion of market-sensitive information.

Copies of this report are available to the public from

International Monetary Fund • Publication Services
PO Box 92780 • Washington, D.C. 20090
Telephone: (202) 623-7430 • Fax: (202) 623-7201
E-mail: publications@imf.org Web: <http://www.imf.org>
Price: \$18.00 per printed copy

International Monetary Fund
Washington, D.C.



KYRGYZ REPUBLIC

KYRGYZ REPUBLIC—SIXTH REVIEW UNDER THE THREE-YEAR ARRANGEMENT UNDER THE EXTENDED CREDIT FACILITY

June 11, 2014

EXECUTIVE SUMMARY

Political context. On April 3, 2014, parliament approved a new government, led by Mr. Otorbaev, the new Prime Minister. The ministers of economy and finances kept their positions. Moreover, on May 7, 2014, a new chairperson was appointed for the National Bank of the Kyrgyz Republic (NBKR). No major changes in economic policies are expected. In February 2014, parliament approved a new deal with Centerra, ending a two-year dispute over the Kumtor gold mine.

Background. In the first quarter, growth moderated to 5.6 percent (year-on-year) after the 2013 growth spike at 10.5 percent related to an unexpectedly high level of gold production. In the same period, inflation picked up slightly, owing to depreciation of the som in response to pressures from the depreciation of the Russian ruble and the devaluation of the Kazakh tenge. The NBKR intervened heavily to mitigate these pressures, but has recently rebuilt reserves to ensure a more comfortable level of over three months of imports. The current account is expected to deteriorate this year because of higher imports related to large public investments and FDI-financed infrastructure projects. Fiscal performance in 2013 was better than expected, with a deficit of 4 percent of GDP, but revenue headwinds call for a cautious budget in 2014. The medium-term outlook remains broadly favorable, provided prudent macroeconomic policies continue and are supported with structural reforms, including tax policy and administration reforms, public financial management (PFM) reforms, and implementation of FSAP recommendations, in particular the Banking Code.

Program. The program is broadly on track, with all end-December 2013 quantitative performance criteria and all but one indicative targets (IT) met for end-December 2013. Although three March 2014 ITs were missed, since then there has been progress in rebuilding reserves and enhancing tax collections. The two structural benchmarks (SBs) for end-December were met, and the SB on signing the contract with one of the big four audit companies to audit the Debt Resolution Agency (DEBRA) is expected to be completed with delay. The remaining SB on introducing the Treasury Single Account (TSA) on a pilot basis was missed. Overall, the Kyrgyz authorities are completing a

broadly successful three-year ECF arrangement, although further reforms will be needed to preserve and deepen the accomplishments. Despite occasional domestic political turmoil, the authorities have regained and maintained macroeconomic stability, consolidated the fiscal position, implemented a new monetary framework, and embarked on a comprehensive banking sector reform. The authorities have not yet expressed their intentions regarding a successor program.

Approved By
Juha Kähkönen (MCD)
and Mark Flanagan
(SPR)

The staff team comprised C. Beddies (head), C. Gicquel, D. Ostojsic (all MCD), V. Salins (SPR), D. Knight (LEG), and Y. Sobolev (Resident Representative). Discussions were held in Bishkek during May 6–16, 2014. The mission met with President Atambaev, Prime Minister Otorbaev, First Vice Prime Minister Dill, Minister of Finance Lavrova, Acting Chairperson of the National Bank of the Kyrgyz Republic (NBKR) Abdygulov, Minister of Economy Sariev, other senior government officials, representatives of donor community, and the private sector.

CONTENTS

RECENT DEVELOPMENTS	5
A. Context	5
B. Recent Developments	5
C. Program Implementation	7
D. Medium-Term Outlook and Risks	8
POLICY DISCUSSION	12
A. Fiscal Consolidation for Pro-Poor Growth	12
B. Improving Monetary Transmission with a New Operational Framework	14
C. Developing the Financial Sector to Support Growth	16
D. Improving Competitiveness via Structural Reforms	17
E. Program and Other Issues	20
STAFF APPRAISAL	22
BOXES	
1. Medium-Term Challenges for Fiscal Policy	14
2. Enhancing the Role of Monetary Policy as a Lever	15
3. The Power Sector as an Engine of Growth	18
4. Assessment of the Annual Progress Report of the National Sustainable Development Strategy	18
5. Customs Union Considerations	21
FIGURE	
1. Recent Economic Developments 2011–14	10

TABLES

1. Selected Social and Economic Indicators, 2012–19	24
2. Balance of Payments, 2012–19	25
3. NBKR Accounts, 2011–14	26
4. Monetary Survey, 2011–14	27
5. General Government Finances, 2011–15 (in millions of soms)	28
6. General Government Finances, 2011–15 (in percent of GDP)	29
7. State Government Finances, 2011–15 (in millions of soms)	30
8. State Government Finances, 2011–15 (in percent of GDP)	31
9. Social Fund Operations, 2011–15	32
10. General Government Operations, GFSM 2001 Presentation, 2011–15	33
11. Proposed Reviews and Disbursements Under the Three-Year Extended Credit Facility Arrangement	34
12. Indicators of Capacity to Repay the Fund, 2013–19	35
13. Quantitative Performance Criteria and Indicative Targets Under the Extended Credit Facility, June 2013–March 2014	36
14. Structural Benchmarks Under the Extended Credit Facility for 2013–14	37

APPENDIX

I. Letter of Intent	38
Attachment I. Revised Technical Memorandum of Understanding	45

RECENT DEVELOPMENTS

A. Context

1. **A new parliamentary majority coalition (SPDK, Ata Meken, and Ar-Namys) nominated Djoomart Otorbaev as the new Prime Minister.** On March 18, the Ata Meken party left the three-party ruling coalition over differences in views with the prime minister. Ata Meken is the smallest of parliament's five factions, but its support was crucial to Prime Minister Satybaldyev's majority bloc. A new coalition was formed swiftly, with Ata Meken agreeing to rejoin the coalition, and parliament approved the new government on April 3, 2014. The new Prime Minister is Mr. Otorbaev (Ata Meken party), the former Vice Prime Minister. The ministers of economy and finances kept their positions. Moreover, on May 7, 2014, a new chairperson was appointed, and was confirmed by the parliament on May 29, 2014. No major changes in economic policies are expected.
2. **The parliament approved a new deal with Centerra, ending the two-year dispute over the Kumtor gold mine.** The deal stipulates: (i) the exchange of 33 percent of government shares in Centerra for 50 percent of shares in a Kumtor joint venture; (ii) an increase in the Kyrgyz share to 67 percent after 2026; and (iii) the lease of the equipment that Centerra bought in 2009 to the joint venture until 2026, after which the Kyrgyz government will own it. Discussions on some of the details are still ongoing, but the business community considers this deal a welcome step toward normalizing investor relations. The new deal will not impact the growth outlook because the production forecasts and budget revenues remain unchanged.

B. Recent Developments

3. **After a strong recovery in 2013, growth has slowed to a more sustainable pace.**
 - Overall growth in 2013 reached 10.5 percent, driven largely by higher-than-expected gold production toward the end of the year. Construction, trade, and communication also contributed to the strong performance. During the first quarter of 2014, overall growth reached 5.6 percent (year-on-year) while nongold growth was 4.9 percent (year-on-year). Growth was driven primarily by the gold, construction, and communication sectors.
 - Inflation in 2013 was low at 4 percent. The 12-month inflation rate reached 6.3 percent as of March 2014 and core inflation has stayed in the single-digits since May 2013. Recent inflationary pressures were primarily due to the depreciation of the som related to the depreciation of the Russian ruble and devaluation of the Kazakh tenge in early 2014.
 - The current account deficit decreased slightly from 15.1 percent of GDP in 2012 to 14.1 percent of GDP in 2013 owing to a narrower deficit of the balance of services and an increase of private current transfers. The balance of goods, however, deteriorated because of higher imports and lower gold prices, albeit the latter effect was mitigated by the strong rebound of gold production.

- The regional slowdown, especially in Russia, is affecting the Kyrgyz economy primarily through remittances and external trade, the main transmission channels. So far, the crisis in Ukraine has not had any direct impact as the relations between the two countries are limited.

4. High rates of poverty and unemployment remain a concern. The overall poverty rate increased to 38 percent in 2012 from 36.8 percent in 2011, while extreme poverty decreased by 0.2 percentage points (to 4.4 percent) during the same period. Poverty in urban areas increased by 4.6 percentage points, whereas in rural areas it decreased by 0.9 percentage points. In addition, unemployment is estimated to be much higher than official statistics (8.5 percent) suggest.

5. Fiscal policy has remained prudent. The 2013 fiscal deficit at 4 percent of GDP was 1.2 percent of GDP below the expected outcome of 5.2 percent of GDP at the time of the fifth review. This reflects higher-than-expected revenues and overall expenditures in line with the budget. Higher than expected imports resulted in higher VAT, customs revenues, and excises. Revenues from dividends and fees contributed to the higher than expected nontax revenues. In addition, the authorities received an unexpected budget grant of US\$64 million (0.9 percent of GDP), from bilateral donors, in late 2013. The strong fiscal performance continued in the first quarter of 2014, with the fiscal surplus being 0.8 percent of GDP above the adjusted target. Tax revenues were slightly below the target due to harsh weather conditions and the temporary closure of borders, while expenditures were kept below budgeted levels.

6. The NBKR started implementing a new monetary framework and raised interest rates while responding to exchange rate pressures through interventions.

- Reserve money growth declined to 13.4 in December 2013 from 17.7 percent the previous year. Sterilization efforts increased in the second half of 2013 and the reserve money indicative targets were met for September and December. The policy rate was increased from 4.5 percent to 6 percent in March 2014.
- The som has been under pressure from external shocks from Russia and Kazakhstan in the first trimester of 2014. To smooth sharp fluctuations, the NBKR has intervened heavily selling a total of US\$198.9 million in the cash as well as noncash foreign exchange markets since the beginning of 2014, representing 9 percent of its international reserves. The NBKR also tightened a limit on net open foreign exchange positions of banks. To avoid a potential panic, the NBKR accompanied its interventions with well-timed communications after the Russian ruble started depreciating and the Kazakh tenge was devalued. The depreciation peaked at 22 percent against the U.S. dollar in early March compared to the beginning of 2014, but has now stabilized at around 11 percent. Since end-March, the authorities have started to reaccumulate reserves corresponding to 18 percent of the maximum loss in NIR.

Text Table 1. Kyrgyz Republic: Selected Financial Soundness Indicators, 2010–13

	Dec-10	Dec-11	Mar-12	Jun-12	Sep-12	Dec-12	Mar-13	Jun-13	Sep-13	Dec-13
Capital Adequacy 1/										
Regulatory capital to risk weighted assets	31.0	30.3	29.7	27.3	27.9	28.3	25.9	24.6	23.9	25.0
Capital to total assets	20.0	20.1	19.4	17.9	17.9	18.3	17.6	16.9	17.0	16.9
Liquidity										
Liquidity ratio	72.8	74.9	83.5	80.3	78.6	80.0	77.7	68.4	66.5	70.0
Excess reserves/total reserves	57.3	27.0	40.0	32.5	33.6	34.6	39.0	23.2	19.5	13.7
Asset quality 1,2/										
Nonperforming loans/total loans	15.8	10.2	9.9	9.0	8.5	7.2	6.6	5.9	5.7	5.5
Loan-loss provisioning/nonperforming loans	67.7	61.6	60.3	62.3	61.6	64.9	63.0	62.9	63.2	59.6
Earnings and profitability 1,2/										
Return on equity	7.1	17.7	15.0	16.9	19.5	18.5	13.7	15.2	17.1	18.0
Return on assets	1.2	3.0	2.7	2.7	3.3	3.0	2.3	2.5	2.7	2.8

Source: National Bank of the Kyrgyz Republic.

1/ AUB is excluded from October 2010.

2/ In March 2011, some NPLs were transferred from Zalkar bank to the old AUB and left the system.

7. Despite strong credit growth, the banking sector remains well capitalized and relatively stable. Private sector credit growth reached 36 percent by December 2013, driven mostly by loans in som with a maturity of over one year to agriculture, and deposits grew by 34 percent, mostly households. Many banks introduced debit cards and expanded into remote regions. The foreign owner paid its share to recapitalize Rosinbank (formerly Zalkar). Capital adequacy ratios and liquidity ratios at end-2013 have declined compared to December 2012 but stabilized since June 2013. They still remain above the required thresholds. Nonperforming loans declined by almost 2 percentage points to 5.5 percent of total loans by the end of 2013. So far, the depreciation has not had a notable impact on bank balance sheets.

C. Program Implementation

8. The program remains broadly on track. Overall, the main objectives of the program have been met and the authorities have made important strides toward stabilizing the macroeconomic environment and embarking on key structural reforms.

- All end-December 2013 quantitative performance criteria and all but one indicative targets (IT) were met. Three of the March 2014 ITs were missed. The floor on cumulative state government spending on targeted social assistance was missed for both December 2013 and March 2014 (although the authorities improved targeting of beneficiaries, resulting in lower-than-expected spending on unified monthly benefits). The March IT on the floor on net international reserves of the NBKR was missed because the NBKR reacted to external shocks by intervening to avoid excessive depreciation of the som. Discussions (below) identified actions to bring reserves back onto a comfortable path. The March IT on cumulative floor on state government tax collections fell short by a small margin due to the effects of regional instability and border disturbances on foreign trade, as well as a change in the schedule of advance corporate income tax payments.
- The end-April structural benchmark on introducing the Treasury Single Account (TSA) on a pilot basis was missed because of the expiration of the associated PFM project and issues with the software vendor. However, the authorities are preparing an action plan outlining the steps

necessary to introduce the TSA and to complete other PFM reforms, which the minister of finance is expected to approve by early June. The end-February structural benchmark on identifying and signing a contract with one of the big four audit companies to audit the DEBRA and the banks under its management was also missed because of a delay in identifying financing. The authorities sent a letter to the World Bank end-May requesting initiation of the audit process under a World Bank project financed by the Swiss State Secretariat for Economic Affairs (SECO) (see LOI).

D. Medium-Term Outlook and Risks

9. The medium-term outlook remains broadly favorable despite regional uncertainties, fiscal headwinds related to the closure of the Manas Transit Center, and lower gold prices:

- Overall growth for 2014 is expected to reach 4.4 percent. The growth forecast was revised downward by 0.4 percentage points because of the slowdown in Russia for 2014. The main drivers of growth remain gold production, construction, and communication sectors. Growth is expected to stabilize at 5 percent over the medium term, supported by stepped up infrastructure investment and improved access to credit.
- Inflation is projected to pick up in 2014 to 8.5 percent (year-on-year) primarily through pressures on import prices related to the depreciation of the som during the first quarter. However, it is expected to remain in single digits over the medium term barring any supply shocks.
- Despite the revised growth outlook, revenues are broadly in line with the end-of-year forecast. A bilateral donor's grant financed a modest increase in wages in law enforcement. The deficit is expected to reach 4.2 percent of GDP in 2014, slightly higher than at the time of the fifth review.
- Both gold exports and remittances are expected to stabilize in 2014 and the current account deficit is expected to reach 15.6 percent of GDP, with tighter controls at the Kazakhstan border that impede re-exports and a deterioration of the balance of income. The external debt remains at a moderate risk of debt distress.
- The authorities agreed with the assessment, pointing out that growth projections could be higher and 4.4 percent was on the lower end of their range of estimates.

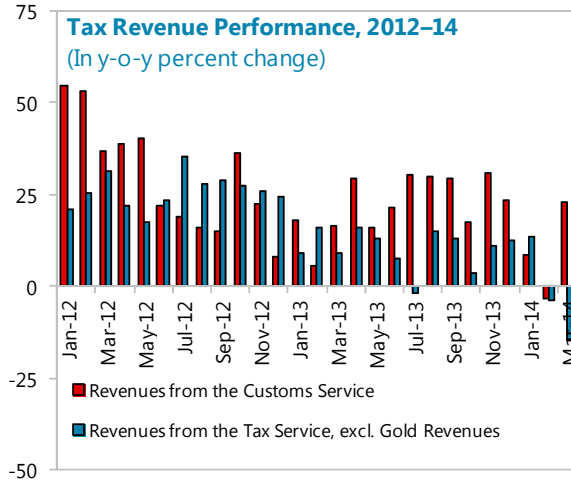
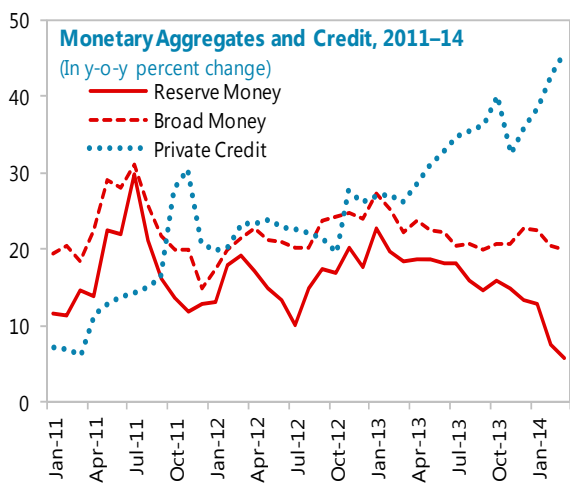
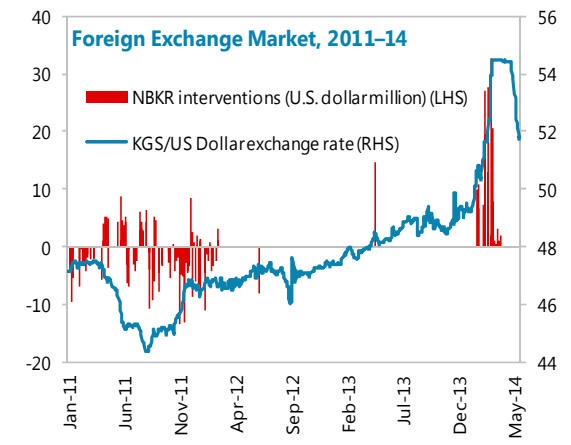
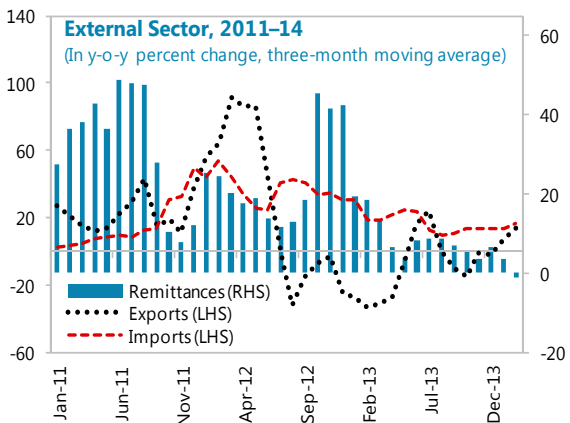
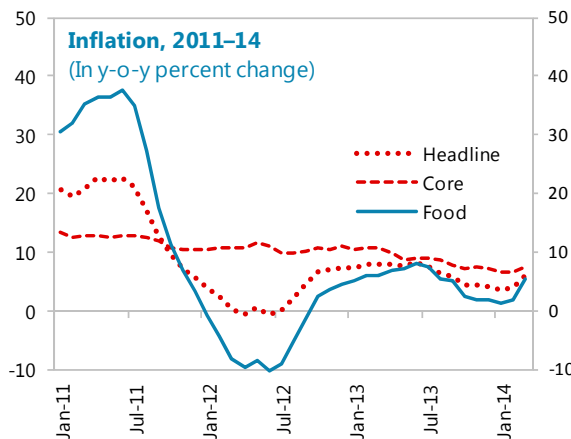
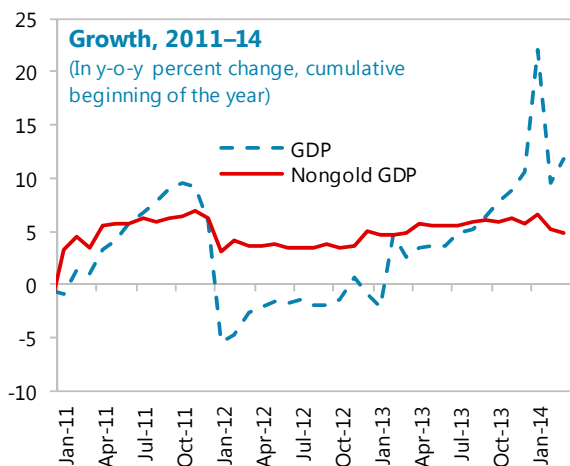
10. Risks to the outlook, which are mainly regional and political, are significant but remain manageable:

- The slowdown in Russia coupled with the situation related to Ukraine, could impact the Kyrgyz economy. The main transmission channels from the Russian economy are via remittances and external trade. About 95 percent of total remittances originate in Russia, representing 29 percent of GDP. A slowdown of 1 percent in Russian growth would decrease remittances by 2 percent and therefore growth by 0.4 percent. While exports to Russia are limited, imports from Russia represent 40 percent of total imports, including almost the entire oil bill. The effects on the

current account are mixed. A depreciation of the ruble would improve the current account; however, an increase in oil prices would worsen it. Additionally, FDI from Russia could shrink. No direct impact is expected from Ukraine as economic linkages between the two countries are limited. Second-round effects through the neighboring countries may have an impact though.

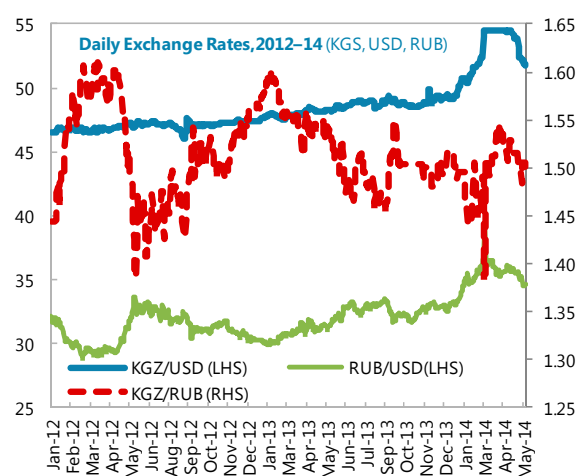
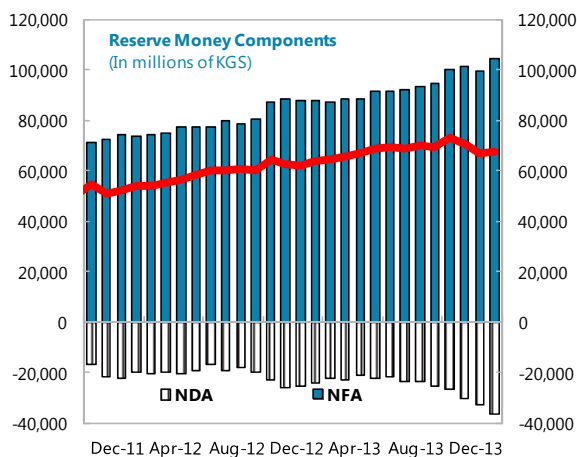
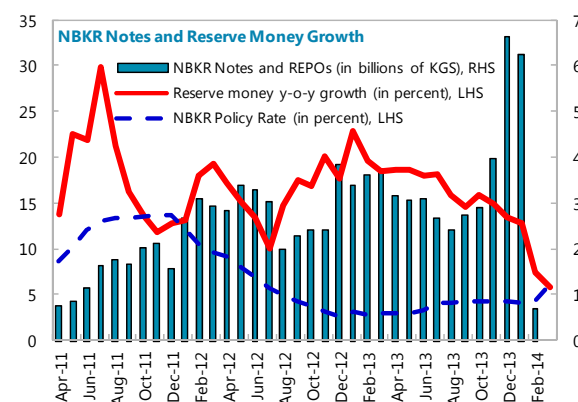
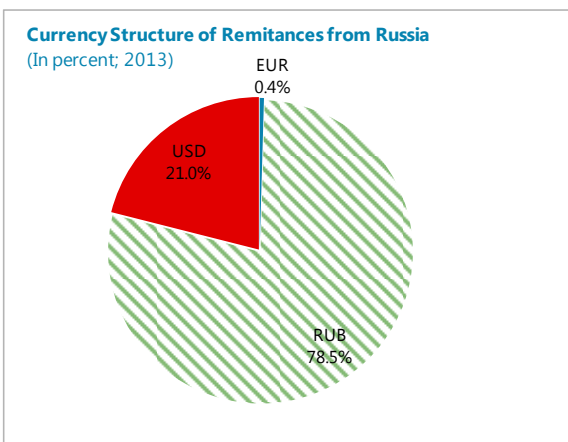
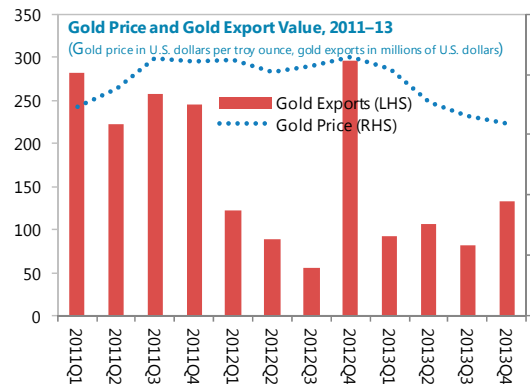
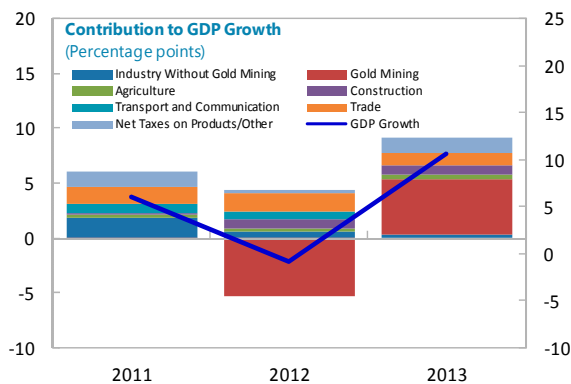
- The domestic political situation remains fragile as evidenced by yet another government reshuffling in March 2014. The parliament approved the agreement between the government and Centerra over the Kumtor gold mine, albeit some of the details are still being sorted out. The Kyrgyz Republic remains vulnerable to supply shocks which would put pressure on the current account, inflation and international reserves. To mitigate those risks, further diversification of the economy with an increasing share of nongold growth, pursuing decisively the structural reform agenda, including improving business environment, will be essential.

Figure 1. Kyrgyz Republic: Recent Economic Developments, 2011-14



Sources: Kyrgyz authorities and IMF staff estimates.

Figure 1. Kyrgyz Republic: Recent Economic Developments, 2011–14 (concluded)



Sources: Kyrgyz authorities and IMF staff estimates.

POLICY DISCUSSION

A. Fiscal Consolidation for Pro-Poor Growth

11. The authorities and staff agreed that the changed economic circumstances would justify a marginal increase in the deficit target for 2014. The lower growth and weaker exchange rate in 2014 will result in 0.2 percent of GDP lower tax revenues than projected at the time of the fifth review. The authorities plan to allow automatic stabilizers to work only in part, and raised the deficit target by 0.1 percent of GDP compared with the fifth review, to 4.2 percent of GDP. Given the scope for streamlining further outlays on goods and services, this would not pose a significant burden and would preserve the momentum for fiscal consolidation, while safeguarding social outlays.

12. The authorities remain committed to continued fiscal adjustment over the medium term. Due to the stronger headwinds (decline in gold prices, loss of nontax revenues from the closure of the Manas Transit Center, and the slowdown in the region), the authorities and staff agreed on a slightly smoother indicative medium-term fiscal adjustment path compared with the previous review. The projected fiscal deficit of 2.5 percent of GDP in 2017 remains unchanged. This path will help preserve fiscal and debt sustainability. Staff suggested reducing the primary balance to below 2 percent of GDP over the longer term to maintain debt on a declining trajectory (fiscal anchor). To achieve this goal, it will be instrumental to create a sound and predictable revenue base by strengthening tax administration and launching new tax policy measures (Box 1). At the same time, further streamlining nonpriority expenditures, in particular cuts in spending on goods and services, supported by civil service and public procurement reforms would be essential to generate fiscal savings and facilitate an increase in pro-poor spending.

13. Staff and the authorities agreed that there is scope to increase tax revenues over the medium term. While overall tax collection at 25.5 percent of GDP appears relatively high, tax revenues excluding social contributions are below the regional average (Text Table 2). The authorities welcomed the key recommendations of the recent FAD TA report “tax policy reforms and capacity building”, but noted that any tax measures would have to

be carefully designed in the current political environment. The Kyrgyz Republic should look into: (i) strengthening the VAT and gradually phasing out the sales tax; (ii) simplifying the taxation of businesses below the VAT registration threshold; (iii) eliminating remaining tax exemptions, including for agro businesses; (iv) improving the

Text Table 2. Kyrgyz Republic: Regional Comparison of Tax Revenues as Share of GDP

	Tax Revenues	Trade Taxes	Tax on Goods and Services	Taxes on Income and Profits	Property Taxes	Social Contributions
Georgia (2012)	25.2	0.4	14.0	9.8	1.0	n/a
Kazakhstan (2011)	24.6	6.1	7.4	10.5	0.6	n/a
Moldova (2011)	20.4	1.4	15.9	2.8	0.3	n/a
Uzbekistan (2011)	20.2	0.7	12.0	6.2	1.3	8.0
Kyrgyz Republic (2012)	18.5	0.8	10.9	6.1	0.6	5.0
Turkmenistan (2011)	17.6	1.8	10.7	4.7	0.4	1.8
Armenia (2011)	16.7	0.9	9.2	6.0	0.4	3.0
Tajikistan (2010)	16.4	0.9	11.4	3.5	0.6	2.3
Average	19.9	1.6	11.4	6.2	0.7	4.7

Sources: WEO, ministry of finance, and FAD staff calculation (TA report).

coordination of customs and tax policies; (v) reforming the taxation of mineral resources; and (vi) increasing of the capacity of the ministry of finance for tax policy analysis and revenue forecasting. In addition, tax administration measures should accompany tax policy measures to increase revenue collections. In this context, reorganizing the State Tax Services headquarters and better aligning the business process to make better use of the new tax administration system would help.

14. The authorities considered further streamlining of expenditures to be challenging but necessary to support fiscal consolidation efforts. The World Bank Public expenditure review identified several key issues:

- While overall government spending is high, outcomes have been poor. The quality of health services remains poor, above 80 percent of 15-year-olds are considered illiterate (even though they attend school), wages in the public sector are low, and only two programs of social assistance are targeted to the poorest members of society.
- Recent increases have helped marginally. Spending on health increased over the last few years and reached 6.2 percent of GDP, but mostly on account of an increase in wages in the health sector, and remains below the ECA average. Spending on education also increased and at 7.2 percent of GDP is above the regional average. However, most of the increase in spending is again due to wages that vary significantly across oblasts. In addition, a large proportion of funds released by the TSA is not accounted for.
- Speeding up the civil service reform would provide for a more efficient and fairer system. While wages in the public sector remain low, all wage increases are on an ad hoc basis and there is no inflation adjustment in the interim.
- There is room for streamlining and reclassification of spending on goods and services (capital repairs should go into capital spending and payments for some medical services should be reclassified to wages). In addition, a centralized procurement system would help eliminate inefficiency and disparity in cost of goods and services, in particular in health and education.

15. PFM reforms are facing delays. The revised Budget Code and Procurement law were submitted to the parliament in December 2013 and February 2014, respectively. However, because of disagreements between the authorities and the software vendor, the testing of the Treasury Management Information System (TMIS) was not finalized on time. The WB PFM project, which financed the vendor, expired on December 31, 2013. The authorities are working on identifying a domestic solution for the software system or acquiring it from other countries to finalize the testing phase and introduce the TSA on a pilot basis by the end of this year. The authorities are developing an action plan for the remaining PFM reforms. The plan stipulates the deadline for the choice of the information system (expected over the next couple of months), the deadline for introducing the TSA, the deadline for introducing five modules of the TSA (budget preparation, budget execution, commitment control, cash planning, and the HR module), as well as the timing for applying the new accounting rules.

Box 1. Kyrgyz Republic: Medium-Term Challenges for Fiscal Policy

Decreasing aid dependency and putting public finances on a sustainable footing, while addressing poverty concerns, is a key challenge for fiscal policy over the medium term. The last three years focused primarily on restoring fiscal sustainability (the primary deficit declined by 2 percent of GDP and the primary deficit excluding grants dropped by 3 percent of GDP), but going forward the authorities should create additional fiscal space for pro-poor spending (social, education, and health). To achieve this goal, decisive policy measures are needed on both the revenue and the expenditure sides.

Creating a sound and predictable revenue base will be key to overcome the challenges that fiscal policy is facing. Tax revenues excluding social contributions in the Kyrgyz Republic are below the regional average. Measures to raise revenues include: (i) removing tax exemptions including for large agro-businesses; (ii) including anti-avoidance and anti-evasion provisions in the tax code; (iii) raising excises; (iv) phasing out the turnover (sales) tax and replacing it with a presumptive tax for businesses below the VAT threshold; (v) gradually reducing the rates of social contributions; (vi) considering an increase of the corporate income tax rate and introducing a progressive tax rate for individuals; and (vii) considering a moderate increase of VAT rates. These measures are expected to yield about 2 percent of GDP over the next five years, despite the slowdown in growth, and potential negative effects stemming from the customs union.

Tax policy measures should be supported by tax administration measures to increase the productivity of taxes. In line with the Fund TA recommendations, the State Tax Service (STS) should address the following issues: (i) continue to develop a risk based sectoral compliance program piloted with the help of FAD TA; (ii) the quality and usability of the new integrated tax administration system; (iii) the effectiveness of the State Tax Service headquarters function; and (iv) the efficiency and effectiveness of the large taxpayers' unit (LTU). The STS needs to increase capacity of its staff to adequately maintain the new Integrated Tax Administration System (ITAS) provided by the ADB and realign the business processes to make full use of ITAS. Moreover, the field office structure of the STS should be rationalized and the STS should separate clearly the responsibilities for organizing, planning, and monitoring work, from other responsibilities. There is also a need to ensure that all large tax payers are filing tax returns electronically and to analyze the taxpayer population to define the optimum number that the LTU is handling.

B. Improving Monetary Transmission with a New Operational Framework

16. The NBKR is implementing the newly adopted monetary policy framework (Box 2). On December 20, 2013, the NBKR board decided to start using the policy rate as an operational target for monetary policy. Supported by IMF/EBRD TA, the authorities have made significant progress in developing medium- and short-term models and have started determining the level of the policy rate at regular board meetings since the beginning of March. The NBKR also reactivated instruments to create a corridor around the policy rate, introduced a short-term liquidity facility, announced the schedule of board meetings on the web site, and issued the first press release after the December 20, 2013 board meeting. Additional TA will be needed to fully operationalize the new framework.

Box 2. Kyrgyz Republic: Enhancing the Role of Monetary Policy as a Lever

In December 2013, the authorities issued several board decisions to set up a new operational monetary framework geared toward strengthening the transmission mechanisms:

- Use the policy rate as an operational target for policy beginning in March 2014;
- Reactivate instruments to create a corridor around the policy rate;
- Introduce a short-term liquidity facility. An overnight deposit facility at 1 percent was created in February 2014 to strengthen the interest rate transmission channel of monetary policy on the real economy. This instrument should also provide an incentive to commercial banks to reconsider their interest rate policy for demand deposits and current accounts, which would subsequently increase the inflow of funds into the banking system by mopping up liquidity;
- Preannounce the schedule of the NBKR's board meetings on monetary policy on the NBKR's website. The schedule of NBKR's board meetings on monetary policy for 2014 is now posted on the website;
- Start issuing a press release after board meetings on monetary policy and economic developments. The press release should be issued two working days after the board meeting.

17. The NBKR concurred that strict implementation of the monetary framework in 2014 is needed to improve monetary transmission and keep inflation at bay. So far, inflation has remained in single digits. However, the depreciation of the Russian ruble, the devaluation of the Kazakh tenge, speculative attacks on the som, and strong private credit growth have created inflationary pressures. Staff advised to tighten monetary policy by maintaining sterilization efforts, keeping the policy rate in line with the inflation goal, and containing reserve money growth (taking into account developments in money demand).

18. Despite the pressure on the som, interventions by the NBRK should stay limited. During the first trimester, the NBKR intervened twenty two times, selling 9 percent of its international reserves to support the currency. While the initial interventions were necessary to stabilize the som, the authorities have since rebuilt reserves (not through interventions), and comfortably met their May commitment of US\$1,922 million (LOI). Reserves now stand at a comfortable level of over three months of imports. Going forward, the NBKR agreed to limit interventions to smooth excess volatility of the exchange rate keep reserves at a comfortable level and maintain the flexible exchange rate regime.¹ While rebuilding the stock of reserves is essential to keep sufficient buffers against external shocks, the NBKR preferred that reserves be accumulated through official foreign inflows.

19. Strengthening liquidity forecasting and management is key to contain reserve money growth. The authorities hired new analysts to develop a new medium-term forecasting model to support the new forward-looking decision-making process. A predictable and well-understood

¹ The de facto regime is classified as an other managed arrangement.

liquidity framework would facilitate liquidity management of commercial banks and encourage interbank trading. The reserve requirement system plays an important role in liquidity management and some adjustments, such as extending the maintenance period or changing the calculation of reserve requirements, would be desirable. Moreover, the successful implementation of the new operational framework will require sterilization of structural excess liquidity, which, in turn, will require regular meetings with the ministry of finance.

C. Developing the Financial Sector to Support Growth

20. Approval of the Banking Code will be a milestone toward restoring confidence in the banking system, leveling the playing field, and increasing private savings. The Banking Code has been submitted to parliament in September 2013, but has not been discussed yet at the committee level because of the long debate in parliament of the Kumtor dispute until early-February 2014 and the lengthy process of translating the Code into the Kyrgyz language. At the authorities' initiative and supported by an IMF legal expert, the Banking Code has been designed to modernize the legislative system, harmonize the different laws, and bring transparency into the sector. The Code is likely not to be approved before the summer recess given the significance of the reform, the long committee review process, and the required three rounds of readings of laws. The authorities recognize that maintaining the main features of the Code is essential for it to achieve its desired goal.²

21. Progress on resolving banks under DEBRA remains limited. The authorities identified one of the big four auditors to audit DEBRA and its banks, but could not finance the project. The authorities therefore committed to finalize the TOR for the DEBRA audit in consultation with the IMF, World Bank, and SECO. The World Bank with the financing of SECO agreed to lead the audit of DEBRA and its banks with a view to concluding the liquidation of the banks under DEBRA's management and winding down DEBRA's operations. A letter to the World Bank requesting this audit was sent end-May. The audit and liquidation of these banks are essential elements to prevent the resurrection of doubtful banks and help increase confidence in the banking sector. A proposal to merge DEBRA and the DPA is being considered in the parliament. Both IMF and World Bank staff advised strongly against it as deposit insurance and bank resolution are two separate functions. Moreover, given the size and structure of the Kyrgyz banking system, there is no need for an asset resolution or management agency. Furthermore, the DPA has a clear, narrow, and no time-bound mandate to protect depositors in the banking system. Its mandate should not be expanded or altered in any way that can conflict with its role of protecting depositors.

22. The authorities prepared an action plan to implement key FSAP recommendations. The plan for the supervisory function is instrumental in providing a comprehensive approach to

² The main FSAP recommendations on the Banking Code include (i) clarifying some definitions (recovery, rehabilitation, and financial recovery); (ii) giving a clear mandate to temporary administration as a resolution tool; and (iii) specifying in more detail issues related to receivership, writing down equity, bail-in of creditors, and compulsory liquidation.

supervision, ensuring adequate capacity of the staff, drafting guidelines for the development of the supervisory function and addressing issues of consolidated and risk-based supervision, and supervision of systematically important institutions. The crises preparedness framework will help the authorities to plan for systematically important banks at the highest level and to react promptly and adequately in the case of crises. The authorities are also making progress on capital requirements. To unify capital requirements, the NBKR launched a survey and the results suggest that about half of the banks could meet a minimum capital requirement of some 600 million by 2017.

23. Staff encouraged the authorities to further strengthen the AML/CFT framework, including by swift enactment of the draft AML/CFT law. The AML/CFT law was submitted to parliament in April 2013 and has been through the first reading. The progress of the three readings has been slow due to low capacity and mixed interest in seeing the law passed. An onsite visit from the Financial Action Task Force (FATF) in June 2014 will be an important step to remove the Kyrgyz Republic from the monitoring process. The country will be assessed against the revised FATF standard in the first half of 2015.

D. Improving Competitiveness via Structural Reforms

24. The business environment still suffers from bottlenecks. The 2014 doing business ranking improved slightly, but implementation of laws and regulations remains weak. Poor governance and perceived corruption continue to be the main hurdles to improve the business environment. Nonetheless, the resolution of the dispute with Centerra sent a positive signal to the business community. Regular power outages also constitute a major impediment to doing businesses and investment. Improving the power sector would require implementing the 2012 Medium-Term Power Sector Development Strategy (Box 3). In this context, the authorities agreed to finalize the draft Law on the Electricity Sector to clearly delineate the policy setting functions and identify independent regulatory bodies, governance structures and accountability in the sector. Beyond governance and energy, key measures to foster investment and growth include monitoring the business environment via regular business surveys to identify obstacles and bottlenecks in the implementation of regulations, continuing to streamline the licensing process and inspections, and organizing business forums to increase cross-border cooperation.

Box 3. Kyrgyz Republic: The Power Sector as an Engine of Growth

The 2012 Medium-Term Power Sector Development Strategy includes: (i) improving governance, regulation, and transparency of the power sector; (ii) bolstering financial viability of the power sector; (iii) increasing the volumes of power generation and export; and (iv) improving the reliability of power supply. Feasibility studies for large energy-infrastructure projects are necessary to ensure financial viability and public debt sustainability.

Corporate governance in the power sector would be improved by (i) selecting managers in state-owned companies through a transparent and competitive processes; (ii) mandating financial audits of power sector entities in accordance with IFRS; and (iii) setting up websites of key agencies to publish key power sector statistics and to ensure transparent and competitive bidding in the procurement of fuel.

25. The Kyrgyz Parliament adopted the Sustainable Development Program (SDP) on December 18, 2013 as an administration tool to implement the National Sustainable Development Strategy (NSDS), (Box 4). The SDP's objectives are to "become a strong and independent country that is part of developed countries, a democratic state with a stable political system, a dynamic and growing economy, and stable growth of the income of its citizens". The SDP aims to achieve these goals through accelerating economic growth, consolidating macroeconomic stability, maintaining debt sustainability, and advancing structural reforms. The macroeconomic policies laid out in the SDP are consistent with the ECF objectives and policies. However, the growth projections are rather ambitious. The plan also includes sizeable financing needs in the amount of som 791.8 billion (US\$15 billion). As the SDP points out, it is unlikely that the economy can efficiently absorb all these investments. In addition, public administration capacity to manage all the projects may be limited. The SDP provides general envelopes for each component of the plan, but lacks details it particular on donor financing. It would benefit from a more realistic and detailed specification of the programs and outcomes that could be achieved with available financing, and a careful consideration of the timeline consistent with implementation capacity.

Box 4. Kyrgyz Republic: Assessment of the Annual Progress Report of the National Sustainable Development Strategy

The Sustainable Development Program 2013–17 (Annual Update of the National Sustainable Development Strategy 2012–17) focuses on human development and building human capital, while taking environmental concerns into account. It recognizes that deep sociopolitical and economic shocks over the last few years resulted in a notable increase in poverty. The SDP, among other policies, specifies the government's commitment to improve the quality of services and sets a number of indicators to measure progress in raising living standards of each segment of the population. However, while the costing of a majority of projects has improved, the projects remain rather ambitious and the financing is not fully specified or secured.

The Kyrgyz Parliament adopted the Sustainable Development Program (SDP) on December 18, 2013 as an administrative tool to implement the National Sustainable Development Strategy (NSDS).

The SDP objectives are derived from the objectives of the NSDS to "become a strong and independent country that is part of developed countries, a democratic state with a stable political system, a dynamic and

Box 4. Kyrgyz Republic: Assessment of the Annual Progress Report of the National Sustainable Development Strategy (continued)

growing economy, and maintains stable growth of income of its citizens". The SDP aims to achieve these goals through accelerating economic growth, consolidating macroeconomic stability, maintaining debt sustainability, and advancing structural reforms. It recognizes that improving the business environment, reforming the public sector, strengthening the financial system, and addressing infrastructure development needs are essential for achieving high, broad-based, and inclusive growth and reducing poverty. Staff supports the objectives and policies to achieve those goals. The SDP concerns are the imbalance between savings and consumption, and growth of population versus available employment opportunities. The SDP recognizes challenges for implementing specific programs arising from the difficult geographical location and limited access to international transport routes, as well as from decreasing water resources. It also highlights the need for additional financing from donors in order to fully implement programs.

Key principles of the SDP are: (i) to formulate a policy of transition to sustainable development through interrelating economic, social and environmental processes; (ii) focus on public administration and establishing a system for monitoring the progress in implementing programs envisaged by the SDP; (iii) defining detailed plans to improve quality of living standards of each segment of the population and the indicators to measure the progress within the next five years; (iv) a cross-sectoral approach in providing government services to address issues like child labor, children and people with disabilities, unemployment of illiterate citizens, energy efficiency, etc.; and (v) a regional approach.

To increase living standards and achieve social objectives the SDP defines specific programs with the aim to: (i) reform the labor market to provide more employment opportunities through government programs, while ensuring the right to work for vulnerable groups (women, young people, people with disabilities); (ii) increase the quality of education; (iii) improve the quality of health services and reduce the prevalence of diseases; and (iv) enhance the efficiency of the social protection and pension system by expanding coverage to vulnerable groups and ensuring social protection for children (in particular 11,000 children in government orphanages). The financing need for programs in this area is estimated at some 236 billion, of which 80 percent has been secured so far. The SDP also pays attention to increasing environmental protection and securing water resources.

Macroeconomic policies laid out in the SDP are consistent with the ECF objectives and policies.

However, the growth projections are rather ambitious in two out of three scenarios (the optimistic scenario with 8.3 percent average growth for 2013–17; baseline growth rate of 7.5 percent over the same period; and pessimistic with average growth of 5.1 percent). The SDP lays out details of finalizing the PFM reforms to achieve an efficient and transparent budget system, as well as the need to keep the optimal debt structure (keeping the debt below 60 percent and ensuring that new borrowing has a minimum grant element of 35 percent).

The SDP also presents a comprehensive list of economic reforms to improve the business environment and investment climate. These among others include tax and customs policies, foreign trade policies and ensuring harmonization with the customs union regulations, policies for development and bank and nonbank financial policies. It also defines policies for the priority sectors such as energy, agriculture and tourism.

Box 4. Kyrgyz Republic: Assessment of the Annual Progress Report of the National Sustainable Development Strategy (concluded)

Finally, the plan includes estimates of financing needs in the amount of som 791.8 billion (US\$15 billion), of which 40 percent are supposed to come from domestic and the remainder from donors and private investments (the SDP envisages 78 projects). At the same time, the SDP admits that it will be very difficult to absorb these resources over the next four years. So, far secured financing is about US\$4 billion. The SDP provides general envelopes for each component of the plan, but lacks details it particular on donor financing. It would benefit from a more realistic and detailed specification the programs and outcomes that could be achieved with available financing.

E. Program and Other Issues

26. The program is fully financed. The authorities asked for an extension of the program until end-July 2014 to allow more time to complete the review in light of the recent government reshuffling. The seventh disbursement under the ECF arrangement will help finance the balance of payments' gap (Text Table 3). The authorities have indicated that they intend to use these Fund resources to finance the budget deficit of the government, while implementing policies aimed at addressing the Kyrgyz Republic's balance of payments problem. The authorities have assurances from donors, which together with the expected Fund support, will finance the estimated balance of payments gap during the remainder of the arrangement.

Text Table 3. Kyrgyz Republic: Balance of Payment Financing, 2014–15

	2014		2015	
	5thRev.	Proj.	5thRev.	Proj.
	(In millions of U.S. Dollars)			
Financing Gap	139.3	139.7	47.3	37.1
Available financing	124.8	125.1	47.3	7.8
Identified budget support	124.8	125.1	27.3	7.8
World Bank	42.0	13.8	18.7	0.0
European Union	15.8	14.3	8.6	7.8
Other Grants	22.0	52.0	0.0	0.0
Other 1/	45.0	45.0	0.0	0.0
Unidentified budget support	0.0	0.0	20.0	0.0
IMF ECF disbursement	14.5	14.7	0.0	29.3
	(In percent of GDP)			
Financing gap	1.8	2.0	0.6	0.5
Available financing	1.6	1.6	0.6	0.1
Identified budget support	1.6	1.6	0.3	0.1
World Bank	0.6	0.2	0.2	0.0
Other	0.2	0.2	0.1	0.1
European Union	0.3	0.7	0.0	0.0
Other	0.6	0.6	0.0	0.0
Unidentified budget support	0.0	0.0	0.2	0.0
IMF ECF disbursement	0.2	0.2	0.0	0.4
<i>Memorandum item:</i>				
GDP (in millions of U.S. dollars)	8,007	7,600	8,678	8,060

Sources: Kyrgyz authorities and IMF staff estimates and projections.

1/ Budget support loan from Turkey.

27. The Kyrgyz authorities have not indicated whether they intend to request a successor arrangement. The authorities, including the President, expressed their gratitude for the IMF's support over the past three years, and wish to continue the cooperation with the IMF. However, they are still considering the precise modality they would prefer for future engagement. The potential for closer ties to Russia, including through joining the customs union (Box 5), and for further budget support from China and other donors, as well as the conditions in a successor program will all likely play a role in their decision making process.

Box 5. Kyrgyz Republic: Customs Union Considerations

At the end of 2013, the authorities agreed in principle to join the Kazakhstan-Russia-Belarus Customs Union (CU) with an expected entry date at the beginning of 2015. The roadmap for accession remains unclear and the entry date will likely be delayed. The Kyrgyz Republic is one of the most open economies of the world, prone to external shocks. Being a landlocked country, neighboring countries, especially Russia and China, have a strong influence.

In the short to medium runs, the effects of joining the CU are ambivalent and the authorities are still reviewing the pros and cons of accession. The net effect will depend on the net gains from trade creation and trade diversion. Policies to limit or slow down tariff increases, especially toward Chinese imports would be essential. Creating a precautionary buffer would be key to smooth out fluctuations in fiscal revenues (VAT on imports, customs revenues, etc.).

More specifically, the likely effects of accession to the CU are as follows:

- A rise in inflation due to higher tariffs from imports from nonmember countries combined with a low probability of switching to domestic production and other importers.
- The current account could be affected in different ways: (i) higher import values from more expensive imported goods from nonmember countries and from the low probability of switching to domestic or member countries' goods as analytical work shows an inelastic demand for Chinese goods representing a third of Kyrgyz imports; and (ii) decline in net exports of services related to re-export business. However, as statistics are likely to improve, the statistical inclusion of currently under recorded re-exports would have a positive effect on the current account.
- The impact on customs revenues would depend on the net effect of increased tariffs on trade diversion. As the country is a transportation hub, a decrease of re-export business could also cause trade diversion due to a loss of competitiveness through higher import prices.

In the long run, the impact on trade is expected to be largely driven by the integration into the common economic space (CES), a project of economic integration of member countries of the CU. As the country has a limited domestic production base for exports, an optimal CES would support economic integration with member countries along the lines of establishing an efficient production network and facilitating intra-member trade and trade with nonmember countries. FDI inflows and inward spillovers of technology and institutional settings could also materialize. The revenue sharing rule with member countries needs to be carefully designed to avoid volatility and allow for efficient public financial management. Continued efforts to strengthen domestic infrastructure and macroeconomic, institutional and, business environments would facilitate FDI, which plays an important role in improving export performance, and trade in the long run.

STAFF APPRAISAL

28. Following exceptionally strong performance in 2013, growth is moderating to a more sustainable pace. Last year's double-digit growth was largely because of a strong recovery in gold production. This year's growth is expected to be broad based and to moderate to 4.4 percent of GDP, slightly less than earlier anticipated on account of the slowdown in the region. The regional slowdown affects the Kyrgyz economy through remittances from and external trade with Russia. Inflationary pressures have increased during the first quarter of 2014, largely due to the depreciation of the exchange rate, and inflation is expected to reach 8.5 percent at end-2014. The current account deficit is projected increase to 15.6 percent of GDP because of tighter controls at the Kazakhstan border that impede re-exports and a deterioration of the balance of income. The debt sustainability outlook remains positive, despite large infrastructure projects.

29. Prudent fiscal policy has been essential in putting public finances on a sustainable path. The authorities' efforts to meet the fiscal target for end-2014 are welcome. While progress in the area of PFM reforms has been slow, the submission of the Budget Code and Procurement law to parliament is a step in the right direction. Timely approval of these codes would significantly strengthen the legislative framework for PFM. In addition, the move of the tax policy function from the ministry of economy to the ministry of finance is expected to improve the efficiency and predictability of the tax system.

30. The adoption of a new monetary framework with the interest rate as an operational target is welcome. The NBKR adopted a new monetary framework in December 2013 to improve the transmission of monetary policy and correct the current interest rate structure. The NBKR should develop further their forecasting models and improve liquidity management, the latter in close collaboration with the ministry of finance, while decreasing reserve money growth. In light of inflationary pressures, the monetary policy stance should stay tight this year. Moreover, interventions should be limited to smoothing exchange rate volatility to keep reserves at a comfortable level (and in line with NIR targets), maintain a flexible exchange rate regime. Better regulating money exchangers would mitigate sharp exchange rate fluctuations in the future.

31. Substantial efforts remain necessary to address weaknesses in the financial sector. The authorities developed an action plan to implement the FSAP recommendations to improve the supervisory function of the NBKR and the crisis preparedness framework. DEBRA and its banks should be audited swiftly and DEBRA's operations should be wound down. A more predictable and transparent resolution framework would improve greatly the confidence in and the health of the financial sector. In addition, capital requirements should be unified to create a level playing field and facilitate banking supervision. While the Banking Code has been submitted to parliament in September 2013, it has not been discussed yet at the committee level. It remains critical that the Code should be adopted with its key features intact to achieve its desired goal of facilitating the development of a financial sector that can support strong private sector-led growth. While the Banking Code will improve the de jure independence of the NBKR, it will be crucial to ensure its de facto independence as well.

32. Inclusive and sustainable growth requires further improvements in the business environment, governance, and institutions. Attracting investment is crucial for growth. However this warrants a stable and predictable business climate with protection of private property rights, and an evenhanded application of laws and regulations. The perceived level of corruption is still high and efforts to strengthen anti-corruption efforts as well as adopting and applying promptly the AML/CFT legislation would be helpful in this regard. Developing the power sector could be key in promoting growth. To that extent, the authorities should not only improve the overall environment of the sector but also finalize the draft Law on the Electricity Sector.

33. The authorities' commitment to further fiscal consolidation to offset the growth slowdown and loss of Manas Transit Center revenues is welcome. While in the short term, the loss of non tax revenue will be offset by grants, the authorities should pursue tax reforms to expand the tax base, eliminate exemptions, possibly increase VAT, raise excises, speed up civil service reform, and strengthen tax administration. This would help substantially in putting revenues on a sound footing and reducing dependency on financial aid. The authorities should also put in place swiftly an action plan to implement the remaining critical PFM reforms and redouble their efforts to streamline expenditures, especially goods and services to support fiscal consolidation and make room for pro-poor spending.

34. Staff supports the completion of the sixth and final review. This review marks the end of a broadly successful three-year program. Notwithstanding occasional domestic political turmoil—the government changed two times during the program period—the authorities are to be commended for (i) returning to macroeconomic stability and embarking on an ambitious fiscal consolidation path; (ii) initiating substantive tax and PFM reforms; (iii) setting the stage for comprehensive banking sector reforms (legislative and structural); and (iv) abolishing the SBRF. However, additional reforms are needed to build on the gains achieved so far. Staff stands ready to discuss future cooperation with the Kyrgyz authorities.

Table 1. Kyrgyz Republic: Selected Social and Economic Indicators, 2012–19

I. Social and Demographic Indicators								
Population (In millions, 2012)	5.6							
Unemployment rate (official, 2011)	8.5							
Poverty rate (2012)	38.0							
GNI per capita (2012, Atlas method, U.S. dollars)	990							
II. Economic Indicators								
	2012	2013	2014	2015	2016	2017	2018	2019
	Act.	Act.						
Nominal GDP (in billions of soms)	310.5	350.0	388.8	434.6	482.6	536.4	595.0	656.1
Nominal GDP (in millions of U.S. dollars)	6,603	7,225	7,600	8,060	8,690	9,377	10,147	10,970
Real GDP (growth in percent)	-0.9	10.5	4.4	4.9	5.0	5.1	5.2	5.3
Nongold real GDP (growth in percent)	5.0	5.8	4.5	4.7	5.0	5.1	5.2	5.3
GDP per capita (in U.S. dollars)	1,182	1,280	1,333	1,400	1,495	1,597	1,711	1,831
Consumer prices (12-month percent change, eop)	7.5	4.0	8.5	6.5	6.0	5.5	5.5	5.5
Consumer prices (12-month percent change, average)	2.8	6.6	7.1	7.1	6.4	5.7	5.4	5.5
Investment and savings (in percent of GDP)								
Investment	26.2	26.5	27.4	29.3	29.4	29.4	29.8	30.4
Public	7.7	7.2	7.5	9.6	10.0	6.4	4.9	4.8
Private	18.5	19.4	19.9	19.8	19.4	23.0	24.9	25.7
Savings	11.0	12.4	11.7	13.9	15.8	18.9	22.7	23.9
Public	2.0	3.4	3.3	6.3	7.2	3.9	2.6	2.7
Private	9.0	9.0	8.5	7.5	8.6	15.0	20.1	21.3
Savings-investment balance	-15.1	-14.1	-15.6	-15.5	-13.6	-10.6	-7.1	-6.5
General government finances (in percent of GDP) 1/								
Total revenue and grants	33.8	33.9	31.4	31.2	31.2	30.3	30.3	30.1
Of which: Tax revenue	25.5	25.6	25.2	25.5	26.0	25.8	26.0	26.0
Total expenditure (including net lending)	39.1	37.6	35.7	34.5	34.0	32.8	32.6	32.2
Of which: Current expenditure	31.8	30.5	28.2	24.9	23.9	26.4	27.7	27.5
Capital expenditure	7.7	7.2	7.5	9.6	10.0	6.4	4.9	4.8
Overall fiscal balance	-5.3	-4.0	-4.2	-3.2	-2.8	-2.5	-2.3	-2.1
Primary balance	-4.4	-3.1	-3.3	-2.3	-2.0	-1.5	-1.4	-1.2
Primary balance excluding grants	-6.9	-5.6	-5.9	-4.3	-3.5	-2.3	-2.2	-2.0
Total public debt 2/	49.0	47.7	51.4	51.1	51.6	49.1	47.4	48.2
Banking sector								
Reserve money (percent change, eop)	17.7	13.4	11.1	11.1	10.5	10.1	10.0	9.9
Broad money (percent change, eop)	23.8	22.8	18.7	19.3	15.1	17.1	16.8	15.9
Credit to private sector (percent change, eop)	26.2	36.1	26.8	28.6	16.5	16.7	16.0	15.4
Credit to private sector (in percent of GDP)	13.5	16.3	18.7	21.5	22.5	23.6	24.7	25.9
Velocity of broad money 3/	3.2	2.9	2.7	2.5	2.5	2.3	2.2	2.1
Interest rate 4/	5.2	4.5
External sector								
Current account balance (in percent of GDP)	-15.1	-14.1	-15.6	-15.5	-13.6	-10.6	-7.1	-6.5
Export of goods and services (in millions of U.S. dollars)	3,387	3,912	3,807	4,083	4,411	4,717	4,979	5,371
Export growth (percent change)	-0.1	15.5	-2.7	7.3	8.0	6.9	5.6	7.9
Import of goods and services (in millions of U.S. dollars)	6,278	6,925	6,876	7,207	7,696	7,975	8,065	8,421
Import growth (percent change)	23.1	10.3	-0.7	4.8	6.8	3.6	1.1	4.4
Gross International reserves (in millions of U.S. dollars)	2,061	2,226	2,128	2,336	2,738	3,093	3,347	3,560
Gross reserves (months of next year imports, eop)	3.6	3.9	3.5	3.6	4.1	4.6	4.8	4.9
External public debt outstanding (in percent of GDP)	45.9	44.8	46.8	47.7	46.8	43.8	41.9	40.1
External public debt service-to-export ratio (in percent)	2.9	2.6	2.8	3.4	4.3	4.2	4.3	4.5
Memorandum items:								
Exchange rate (soms per U.S. dollar, average)	47.0	48.4
Real effective exchange rate (2005=100) (average)	121.6	120.3
Gold related tax receipts of the general government (percent of GDP)	1.5	1.0

Sources: Kyrgyz authorities and IMF staff estimates and projections.

1/ General government comprises State Government and Social Fund finances. State government comprises central and local governments.

2/ Calculated at end-period exchange rates.

3/ Twelve-month GDP over end-period broad money.

4/ Interest rate on three-month treasury bills.

Table 2. Kyrgyz Republic: Balance of Payments, 2012–19
(In millions of U.S. dollars)

	2012	2013	2014	2015	2016	2017	2018	2019
	Act.	Prel.			Proj.			
Current account balance 1/	-999	-1,022	-1,188	-1,247	-1,181	-991	-724	-713
Excluding transfers	-3,061	-3,304	-3,453	-3,577	-3,790	-3,753	-3,611	-3,715
Trade balance	-2,708	-3,096	-3,140	-3,373	-3,653	-3,671	-3,488	-3,534
Exports, fob	2,247	2,518	2,422	2,502	2,645	2,824	2,996	3,218
CIS countries	1,419	1,496	1,405	1,397	1,466	1,561	1,639	1,767
Of which: Energy products	109	97	103	105	105	107	109	112
Of which: Re-exports of consumer goods	268	284	302	327	350	374	393	426
Non-CIS countries	828	1,022	1,017	1,105	1,179	1,264	1,357	1,450
Of which: Gold	562	737	715	774	831	894	968	1,035
Imports, fob	4,955	5,614	5,563	5,875	6,298	6,495	6,484	6,751
CIS countries	2,519	2,787	2,651	2,597	2,687	2,780	2,834	2,971
Of which: Energy (including for re-exports)	1,078	1,187	1,055	963	965	975	934	934
Non-CIS countries	2,436	2,827	2,912	3,278	3,612	3,715	3,650	3,781
Of which: Goods for re-exports	268	284	302	327	350	374	393	426
Services	-184	82	71	249	368	413	403	483
Receipts	1,139	1,394	1,384	1,581	1,766	1,892	1,983	2,153
Payments	-1,323	-1,312	-1,314	-1,332	-1,397	-1,479	-1,580	-1,670
Income	-169	-291	-383	-453	-506	-495	-526	-665
Interest payments	-47	-60	-145	-175	-194	-209	-216	-230
Other net income	-123	-232	-238	-278	-312	-287	-310	-435
Current Transfers (net) 1/	2,062	2,282	2,265	2,330	2,610	2,762	2,887	3,002
Of which: Private	1,998	2,154	2,176	2,329	2,608	2,764	2,889	3,004
Capital Account	151	275	104	146	119	81	84	90
Official 2/	170	292	121	163	136	98	101	105
Private	-19	-17	-17	-17	-17	-17	-17	-15
Financial account	595	793	977	1,297	1,459	1,266	928	839
Commercial banks	0	-117	-32	-50	-50	-50	-50	0
Medium- and long-term loans (net)	324	99	432	565	526	509	93	-36
Disbursement 1/	684	718	782	1,053	1,144	1,156	782	774
Of which: Loan financed PIP (excl. energy investments financed by China)	133	308	117	213	180	158	34	38
Of which: Energy investments financed by China (PIP)	215	88	163	289	330	364	114	0
Amortization	-359	-619	-350	-488	-619	-647	-689	-809
Foreign direct investment	292	758	626	881	1,083	907	985	978
Portfolio investment 3/	6	5	0	0	0	0	0	0
Other (including SDR allocation)	0	0	0	0	0	0	0	0
Net short-term flows 4/	-27	49	-50	-100	-100	-100	-100	-103
Errors and omissions	445	108	0	0	0	0	0	0
Overall balance	192	154	-107	196	397	355	288	216
Financing	-192	-154	107	-196	-397	-355	-288	-216
Net international reserves	-192	-154	78	-226	-426	-385	-288	-216
Gross official reserves (-, increase)	-200	-165	99	-208	-402	-355	-254	-213
IMF	9	11	-21	-18	-24	-29	-33	-3
Exceptional Financing (including arrears)	0	0	0	0	0	0	0	0
Financing gap 1/	0	0	29	29	29	29	0	0
<i>Memorandum items:</i>								
GDP (in millions of U.S. dollars)	6,603	7,225	7,600	8,060	8,690	9,377	10,147	10,970
Current account balance (percent of GDP)	-15.1	-14.1	-15.6	-15.5	-13.6	-10.6	-7.1	-6.5
Current account balance excl. official transfers (percent of GDP) 1/	-16.1	-15.9	-16.8	-15.5	-13.6	-10.5	-7.1	-6.5
Growth of exports of GNFS (volume, percent)	0.6	18.0	-3.0	8.0	10.3	6.7	4.6	5.9
Growth of imports of GNFS (volume, percent)	27.1	10.3	-1.7	7.2	8.9	4.5	1.5	3.6
Terms of trade (goods, percentage change)	2.6	-1.0	-0.8	1.8	1.1	0.9	0.8	0
Gold price (U.S. dollars per ounce)	1,669	1,411	1,327	1,343	1,370	1,398	1,438	1,463
Fuel Price Index (2005=100)	194.2	191.0	190.4	179.9	172.1	167.3	164.3	162.2
External Public Debt (in millions of U.S. dollars) 5/	3,032	3,240	3,560	3,849	4,070	4,108	4,257	4,403
As percent of GDP	45.9	44.8	46.8	47.7	46.8	43.8	41.9	40.1
External public debt service-to-exports ratio 5/ 6/	2.9	2.6	2.8	3.4	4.3	4.2	4.3	3.4
Gross reserves 7/	2,061	2,226	2,128	2,336	2,738	3,093	3,347	3,560
In months of subsequent year's imports	3.6	3.9	3.5	3.6	4.1	4.6	4.8	4.9

Sources: Kyrgyz authorities and IMF staff estimates and projections.

1/ Includes IMF and indetified budget support.

2/ The capital account in 2012 includes debt write-offs.

3/ Includes return of KRDF investments abroad.

4/ Net short-term flows in 2012 partially reflect capital inflows to domestic enterprises.

5/ Public and publicly-guaranteed debt.

6/ Net of rescheduling.

7/ Valued at end-period exchange rates. The discrepancy between the difference in year-end stocks and the change in reserves under financing is caused by movements in prices and exchange rates.

Table 3. Kyrgyz Republic: NBKR Accounts, 2011–14

	2011	2012	2013	2014			
	Dec. Act.	Dec. Act.	Dec. Act.	Mar. Act.	Jun. Proj.	Sep. Proj.	Dec. Proj.
	(In millions of soms)						
Net foreign assets	71,420	87,159	99,925	104,132	100,931	102,842	105,180
Net international reserves	79,629	93,046	106,116	108,958	104,815	106,688	109,116
Long-term foreign liabilities	-8,344	-6,192	-6,426	-7,135	-6,193	-6,155	-6,244
Other foreign assets	135	305	235	2,309	2,309	2,309	2,309
Net domestic assets	-16,616	-22,670	-26,785	-36,748	-26,070	-25,729	-23,896
Net claims on general government	-1,158	-2,968	-6,974	-9,676	-8,562	-8,657	-9,215
<i>Of which:</i> Total government deposits (including foreign exchange deposits)	-6,480	-5,182	-8,426	-11,149	-10,070	-10,178	-10,696
<i>Of which:</i> Securitized government debt	3,121	2,311	1,512	1,518	1,586	1,598	1,559
Claims on commercial banks	-398	-3,822	-6,523	-3,211	9	920	859
<i>Of which:</i> NBKR notes	-1,359	-3,047	-6,635	-3,079	-1,401	-930	-949
Claims of other financial corporations	-156	0	0	0	-197	-217	-250
Other items net	-14,904	-15,880	-13,289	-23,859	-17,320	-17,775	-15,291
Reserve money	54,803	64,489	73,139	67,384	74,861	77,113	81,284
Currency in circulation	49,867	58,252	66,954	60,409	64,380	65,932	69,091
Commercial banks' reserves	4,936	6,237	6,185	6,975	10,481	11,181	12,193
<i>Of which:</i> Required reserves	3,143	3,948	5,322	5,772	6,064	6,420	6,986
	(Contribution to reserve money growth, in percent) 1/						
Net foreign assets	12.9	28.7	19.8	5.8	1.4	4.0	7.2
Net domestic assets	-0.2	-11.0	-6.4	-13.6	1.0	1.4	3.9
<i>Of which:</i> Net claims on general government	1.8	-3.3	-6.2	-3.7	-2.2	-2.3	-3.1
Reserve money	12.8	17.7	13.4	-7.9	2.4	5.4	11.1
<i>Of which:</i> Currency in circulation	13.5	15.3	13.5	-8.9	-3.5	-1.4	2.9
<i>Memorandum items:</i>							
Reserve money growth (12-month change, in percent)	12.8	17.7	13.4	5.8	11.9	11.9	11.1
Gross International Reserves (in millions of U.S. dollars)	1,831	2,061	2,226	2,051	2,044	2,036	2,128
Net international reserves (in millions of U.S. dollars)	1,650	1,870	2,050	2,064	1,926	1,923	1,931
Exchange rate, som per U.S. dollar, end of period	46.5	47.4	49.5

Sources: Kyrgyz authorities and IMF staff estimates and projections.

1/ Contribution is defined as change of asset stock relative to previous end-year reserve money stock (in percent).

Table 4. Kyrgyz Republic: Monetary Survey, 2011–14

	2011	2012	2013	2014			
	Dec. Act.	Dec Act.	Dec Act.	Mar. Act.	Jun. Proj.	Sept. Proj.	Dec Proj.
	(In millions of soms)						
Net foreign assets	77,214	90,023	105,724	109,923	107,489	110,182	113,636
Net domestic assets	2,314	8,460	15,180	8,741	21,272	23,995	29,831
Domestic credit	30,293	38,336	48,883	53,759	59,897	64,379	63,837
Net claims on general government	-3,029	-3,701	-8,308	-10,543	-8,769	-10,020	-8,677
Credit to the rest of the economy	33,322	42,036	57,191	64,302	68,666	74,399	72,513
Of which: In foreign exchange	17,510	21,814	29,205	33,614	35,689	38,446	37,109
Other items net	-27,979	-29,876	-33,704	-45,018	-38,625	-40,384	-34,006
Broad money (M2X)	79,528	98,483	120,903	118,664	128,761	134,177	143,466
Of which:							
Broad money, excluding foreign exchange deposits (M2)	62,125	77,461	90,963	83,651	91,316	94,891	109,311
Currency held by the public	47,220	54,521	61,907	56,227	61,386	62,847	65,840
Total domestic currency deposit liabilities	14,906	22,939	29,055	27,424	29,930	32,044	43,471
	(Contribution to broad money growth, in percent) 1/						
Net foreign assets	8.4	16.1	15.9	3.5	1.5	3.7	6.5
Net domestic assets	6.5	7.7	6.8	-5.3	5.0	7.3	12.1
Domestic credit	10.0	10.1	10.7	4.0	9.1	12.8	12.4
Net claims on general government	1.7	-0.8	-4.7	-1.8	-0.4	-1.4	-0.3
Credit to the rest of the economy	8.3	11.0	15.4	5.9	9.5	14.2	12.7
Other items (net)	-3.4	-2.4	-3.9	-9.4	-4.1	-5.5	-0.3
Broad money (M2X)	14.9	23.8	22.8	-1.9	6.5	11.0	18.7
Of which:							
Broad money, excluding foreign exchange deposits (M2)	12.1	19.3	13.7	-6.0	0.3	3.2	15.2
Currency held by the public	8.3	9.2	7.5	-4.7	-0.4	0.8	3.3
Total deposit liabilities	3.8	10.1	6.2	-1.3	0.7	2.5	11.9
<i>Memorandum items:</i>							
Broad money (M2X) (12-month change, in percent)	14.9	23.8	22.8	19.9	19.2	18.4	18.7
Credit to the rest of the economy (12-month change, in percent)	20.8	26.2	36.1	45.8	39.2	40.8	26.8
Credit to the rest of the economy (in percent of GDP)	11.7	13.5	16.3	17.9	18.7	19.7	18.7
M2X velocity 2/	3.6	3.2	2.9	3.0	2.9	2.8	2.7
M2X multiplier	1.45	1.53	1.65	1.76	1.72	1.74	1.77
Dollarization indicators (in percent)							
Loan dollarization	52.5	51.9	51.1	52.3	52.0	51.7	51.2
Deposit dollarization	53.9	47.8	50.8	56.1	55.6	55.1	44.0

Sources: Kyrgyz authorities and IMF staff estimates and projections.

1/ Contribution is defined as change of asset stock relative to previous end-year broad money stock (in percent).

2/ Twelve-month GDP over end-period broad money.

Table 5. Kyrgyz Republic: General Government Finances, 2011–15

(In millions of soms)

	2011	2012	2013	2014				2015	
	Year	Year	Year	Q1	Q2	Q3	Q4	Year	
	Act.	Act.	Proj.	Act.	Proj.	Proj.	Proj.	Proj.	
Total revenue and grants	91,057	104,999	118,808	27,019	28,680	29,552	36,889	122,140	135,785
Total revenue	82,433	97,112	110,178	25,228	27,080	27,921	32,127	112,355	126,813
Current revenue	81,682	96,286	109,331	23,506	27,430	29,215	33,704	111,274	125,605
Tax revenue	66,027	79,037	89,576	20,711	23,403	24,359	29,663	98,137	110,920
Income tax	17,122	18,537	17,221	4,919	4,561	4,443	5,785	19,708	22,520
VAT	20,353	25,769	30,083	6,133	8,108	8,539	10,930	33,710	38,705
Excises	2,187	2,827	4,090	1,062	1,168	1,131	1,332	4,692	5,664
Customs	7,147	9,430	11,886	2,385	3,148	3,388	4,256	13,176	15,369
Land tax	762	757	888	231	161	252	333	977	1,026
Road tax and Emergency Fund	10	4	30	0	0	0	0	0	0
New turnover tax	4,128	4,989	6,494	1,506	1,685	1,826	2,132	7,149	7,891
Social Fund (excluding government contribution)	13,010	15,125	16,734	4,041	4,004	4,155	4,535	16,735	17,557
Other	1,309	1,599	2,150	434	567	626	361	1,989	2,187
Nontax revenue	15,655	17,249	19,755	4,325	3,433	3,292	2,089	13,138	14,685
Capital revenue	751	826	848	192	244	270	375	1,081	1,208
Grants	8,624	7,887	8,629	1,791	1,600	1,632	4,762	9,785	8,971
Program grants	3,963	3,151	5,614	1,498	0	0	3,137	4,635	1,296
PIP grants	4,661	4,736	3,015	293	1,600	1,632	1,625	5,150	7,675
Total expenditure (including net lending)	103,787	121,278	131,450	25,341	35,839	35,462	42,018	138,660	149,905
Total expenditure (excluding net lending)	104,125	122,567	131,954	25,635	35,839	35,462	41,724	138,660	149,905
Current expenditure	88,408	98,731	106,911	24,190	27,754	26,733	30,811	109,488	108,375
Wages	23,740	26,889	27,790	5,974	8,249	7,074	8,972	30,270	32,974
Transfers and subsidies	10,958	10,870	12,288	3,081	3,226	3,073	3,670	13,049	14,815
Social Fund expenditures	23,652	29,661	33,044	9,301	9,099	9,413	9,526	37,338	39,998
Interest	2,756	2,929	2,992	911	1,100	782	750	3,543	4,239
Purchases of other goods and services	27,302	28,382	30,797	4,923	6,080	6,392	7,893	25,287	16,348
Capital expenditure	15,717	23,836	25,043	1,445	8,085	8,729	10,913	29,172	41,530
Domestically financed capital expenditure	2,659	3,413	7,167	459	1,985	2,510	4,613	9,568	10,251
Foreign financed PIP loans	8,397	15,686	14,860	693	4,500	4,587	4,675	14,454	23,604
Energy infrastructure projects	1,863	10,117	9,026	0	2,757	2,811	2,864	8,433	15,559
Foreign financed PIP grants	4,661	4,736	3,015	293	1,600	1,632	1,625	5,150	7,675
Net lending	-338	-1,289	-504	-294	0	0	294	0	0
Discrepancy	-387	-292	-1,218	868	0	0	-868	0	0
Primary balance excluding grants	-18,986	-21,529	-19,497	1,666	-7,660	-6,760	-10,008	-22,762	-18,852
Primary balance	-10,361	-13,642	-10,867	3,457	-6,059	-5,128	-5,246	-12,977	-9,881
Overall balance	-13,117	-16,571	-13,860	2,545	-7,159	-5,910	-5,997	-16,520	-14,120
Overall balance excluding energy infrastructure projects	-11,254	-6,454	-4,834	2,545	-4,401	-3,099	-3,132	-8,087	1,439
Total financing	13,117	16,571	13,860	-2,545	7,159	5,910	5,997	16,520	14,120
External financing	9,351	15,597	18,066	241	7,231	4,114	4,916	16,502	20,169
Public investment program	8,397	16,133	14,860	693	4,500	4,587	4,675	14,454	23,604
Program support loans	2,930	1,375	5,319	0	3,195	0	724	3,919	0
Total amortization	-1,976	-1,911	-2,113	-452	-464	-473	-482	-1,871	-3,435
Domestic financing	3,606	820	-4,220	-2,790	-75	1,792	1,077	5	-6,062
NBKR	894	511	-4,006	-3,193	1,080	-108	-517	-2,739	-7,062
Commercial banks	272	1,258	-666	660	-1,155	1,901	1,594	3,000	1,000
Nonbank	2,440	-950	452	-256	0	0	0	-256	0
Privatization	159	153	13	3	3	3	3	13	13
Use of KRDF investments abroad	0	0	0	0	0	0	0	0	0

Sources: Kyrgyz authorities and IMF staff estimates and projections.

Table 6. Kyrgyz Republic: General Government Finances, 2011–15

(In percent of GDP) 1/

	2011	2012	2013	2014				2015	
	Year	Year	Year	Q1	Q2	Q3	Q4	Year	
	Act.	Act.	Proj.	Act.	Proj.	Proj.	Proj.	Proj.	
Total revenue and grants	31.8	33.8	33.9	39.9	34.5	25.8	29.9	31.4	31.2
Total revenue	28.8	31.3	31.5	37.3	32.6	24.4	26.0	28.9	29.2
Current revenue	28.6	31.0	31.2	34.8	32.0	24.5	26.8	28.6	28.9
Tax revenue	23.1	25.5	25.6	30.6	28.1	21.3	24.0	25.2	25.5
Income tax	6.0	6.0	4.9	7.3	5.5	3.9	4.7	5.1	5.2
VAT	7.1	8.3	8.6	9.1	9.8	7.5	8.8	8.7	8.9
Excises	0.8	0.9	1.2	1.6	1.4	1.0	1.1	1.2	1.3
Customs	2.5	3.0	3.4	3.5	3.8	3.0	3.4	3.4	3.5
Land tax	0.3	0.2	0.3	0.3	0.2	0.2	0.3	0.3	0.2
Road tax and Emergency Fund	0.0	0.0	0.0	0.0	0.0	0.0	0.0	0.0	0.0
New turnover tax	1.4	1.6	1.9	2.2	2.0	1.6	1.7	1.8	1.8
Social Fund (excluding government contribution)	4.5	4.9	4.8	6.0	4.8	3.6	3.7	4.3	4.0
Other	0.5	0.5	0.6	0.6	0.7	0.5	0.3	0.5	0.5
Nontax revenue	5.5	5.6	5.6	6.4	4.1	2.9	1.7	3.4	3.4
Capital revenue	0.3	0.3	0.2	0.3	0.3	0.2	0.3	0.3	0.3
Grants	3.0	2.5	2.5	2.6	1.9	1.4	3.9	2.52	2.1
Program grants	1.4	1.0	1.6	2.2	0.0	0.0	2.5	1.2	0.3
Public investment program (PIP) grants	1.6	1.5	0.9	0.4	1.9	1.4	1.3	1.3	1.8
Total expenditure (including net lending)	36.3	39.1	37.6	37.5	43.1	31.0	34.0	35.7	34.5
Total expenditure (excluding net lending)	36.4	39.5	37.7	37.9	43.1	31.0	33.8	35.7	34.5
Current expenditure	30.9	31.8	30.5	35.8	33.4	23.4	24.9	28.2	24.9
Wages	8.3	8.7	7.9	8.8	9.9	6.2	7.3	7.8	7.6
Transfers and subsidies	3.8	3.5	3.5	4.6	3.9	2.7	3.0	3.4	3.4
Social Fund expenditures	8.3	9.6	9.4	13.7	10.9	8.2	7.7	9.6	9.2
Interest	1.0	0.9	0.9	1.3	1.3	0.7	0.6	0.9	1.0
Purchases of other goods and services	9.5	9.1	8.8	7.3	7.3	5.6	6.4	6.5	3.8
Capital expenditure	5.5	7.7	7.2	2.1	9.7	7.6	8.8	7.5	9.6
Domestically financed capital expenditure	0.9	1.1	2.0	0.7	2.4	2.2	3.7	2.5	2.4
Foreign financed PIP loans	2.9	5.1	4.2	1.0	5.4	4.0	3.8	3.7	5.4
Energy infrastructure projects	0.7	3.3	2.6	0.0	3.3	2.5	2.3	2.2	3.6
Foreign financed PIP grants	1.6	1.5	0.9	0.4	1.9	1.4	1.3	1.3	1.8
Net lending	-0.1	-0.4	-0.1	-0.4	0.0	0.0	0.2	0.0	0.0
Discrepancy	-0.1	-0.1	-0.3	1.3	0.0	0.0	-0.7	0.0	0.0
Primary balance excluding grants	-6.6	-6.9	-5.6	2.5	-9.2	-5.9	-8.1	-5.9	-4.3
Primary balance	-3.6	-4.4	-3.1	5.1	-7.3	-4.5	-4.2	-3.3	-2.3
Overall balance	-4.6	-5.3	-4.0	3.8	-8.6	-5.2	-4.9	-4.2	-3.2
Overall balance excluding energy infrastructure projects	-3.9	-2.1	-1.4	3.8	-5.3	-2.7	-2.5	-2.1	0.3
Total financing	4.6	5.3	4.0	-3.8	8.6	5.2	4.9	4.2	3.2
External financing	3.3	5.0	5.2	0.4	8.7	3.6	4.0	4.2	4.6
PIP	2.9	5.2	4.2	1.0	5.4	4.0	3.8	3.7	5.4
Program support loans	1.0	0.4	1.5	0.0	3.8	0.0	0.6	1.0	0.0
Total amortization	-0.7	-0.6	-0.6	-0.7	-0.6	-0.4	-0.4	-0.5	-0.8
Domestic financing	1.3	0.3	-1.2	-4.1	-0.1	1.6	0.9	0.0	-1.4
NBKR	0.3	0.2	-1.1	-4.7	1.3	-0.1	-0.4	-0.7	-1.6
Commercial banks	0.1	0.4	-0.2	1.0	-1.4	1.7	1.3	0.8	0.2
Nonbank	0.9	-0.3	0.1	-0.4	0.0	0.0	0.0	-0.1	0.0
Privatization	0.1	0.0	0.0	0.0	0.0	0.0	0.0	0.0	0.0

Sources: Kyrgyz authorities and IMF staff estimates and projections.

1/ Yearly GDP ratios are as a percent of annual GDP. Quarterly GDP ratios are as a percent of quarterly GDP.

Table 7. Kyrgyz Republic: State Government Finances, 2011–15

(In millions of soms)

	2011	2012	2013	2014				2015	
	Year	Year	Year	Q1	Q2	Q3	Q4	Year	
	Act.	Act.	Proj.	Act.	Proj.	Proj.	Proj.	Proj.	
(In millions of soms, unless indicated otherwise)									
Total revenue and grants	77,753	89,284	101,363	22,794	24,465	25,186	32,114	104,559	117,281
Total revenue	69,128	81,396	92,733	21,003	22,864	23,554	27,352	94,773	108,310
Current revenue	68,672	81,160	92,597	20,994	22,832	23,496	27,217	94,539	108,048
Tax revenue	53,017	63,912	72,842	16,670	19,399	20,204	25,128	81,401	93,363
Income tax	17,122	18,537	17,221	4,919	4,561	4,443	5,785	19,708	22,520
VAT	20,353	25,769	30,083	6,133	8,108	8,539	10,930	33,710	38,705
Excises	2,187	2,827	4,090	1,062	1,168	1,131	1,332	4,692	5,664
Customs	7,147	9,430	11,886	2,385	3,148	3,388	4,256	13,176	15,369
Land tax	762	757	888	231	161	252	333	977	1,026
Road tax and Emergency Fund	10	4	30	0	0	0	0	0	0
New turnover tax	4,128	4,989	6,494	1,506	1,685	1,826	2,132	7,149	7,891
Other	1,309	1,599	2,150	434	567	626	361	1,989	2,187
Nontax revenue	15,655	17,249	19,755	4,325	3,433	3,292	2,089	13,138	14,685
Capital revenue	456	236	136	8	32	58	135	234	262
Grants	8,624	7,887	8,629	1,791	1,600	1,632	4,762	9,785	8,971
Program grants	3,963	3,151	5,614	1,498	0	0	3,137	4,635	1,296
Public investment program (PIP) grants	4,661	4,736	3,015	293	1,600	1,632	1,625	5,150	7,675
Total expenditure (including net lending)	91,059	105,940	115,176	20,594	31,968	31,043	38,057	121,663	133,686
Total expenditure	91,397	107,229	115,680	20,889	31,968	31,043	37,763	121,663	133,686
Current expenditure	75,680	83,393	90,637	19,444	23,882	22,315	26,850	92,490	92,156
Wages and Social Fund contributions	26,935	30,559	31,510	6,828	9,646	8,238	10,576	35,288	38,744
Transfers and subsidies	10,958	10,870	12,288	3,081	3,226	3,073	3,670	13,049	14,815
Transfers to Social Fund	7,729	10,652	13,049	3,700	3,831	3,831	3,962	15,323	18,010
Interest	2,756	2,929	2,992	911	1,100	782	750	3,543	4,239
Purchases of other goods and services	27,302	28,382	30,797	4,923	6,080	6,392	7,893	25,287	16,348
Capital expenditure (including PIP)	15,717	23,836	25,043	1,445	8,085	8,729	10,913	29,172	41,530
Domestically financed capital expenditure	2,659	3,413	7,167	459	1,985	2,510	4,613	9,568	10,251
Foreign financed PIP loans	8,397	15,686	14,860	693	4,500	4,587	4,675	14,454	23,604
Energy infrastructure projects	1,863	10,117	9,026	0	2,757	2,811	2,864	8,433	15,559
Foreign financed PIP grants	4,661	4,736	3,015	293	1,600	1,632	1,625	5,150	7,675
Financial balance	-13,644	-17,945	-14,317	1,905	-7,503	-5,858	-5,648	-17,104	-16,405
Net lending	-338	-1,289	-504	-294	0	0	294	0	0
Discrepancy	-560	-289	-1,083	491	-1,711	949	-348	0	0
Primary balance	-11,111	-14,016	-11,904	3,601	-8,114	-4,128	-5,540	-13,561	-12,165
Primary balance excluding grants	-19,735	-21,903	-20,533	1,810	-9,715	-5,759	-10,302	-23,346	-21,137
Overall balance	-13,867	-16,945	-14,896	2,690	-9,214	-4,909	-6,290	-17,104	-16,405
Overall Balance excluding energy infrastructure projects	-12,004	-6,829	-5,870	3,149	-7,229	-2,399	-1,677	-8,672	0
Total financing	13,867	16,945	14,896	-2,690	9,214	4,909	6,290	17,104	16,405
External financing	9,351	15,597	18,066	241	7,231	4,114	4,916	16,502	20,169
PIP	8,397	16,133	14,860	693	4,500	4,587	4,675	14,454	23,604
Program support loans	2,930	1,375	5,319	0	3,195	0	724	3,919	0
Total amortization	-1,976	-1,911	-2,113	-452	-464	-473	-482	-1,871	-3,435
Domestic financing	4,356	1,194	-3,183	-2,934	1,980	792	1,371	589	-3,778
NBKR	894	511	-4,006	-3,193	1,080	-108	-517	-2,739	-7,062
Commercial banks	-586	947	529	-104	900	900	1,888	3,584	3,285
Nonbank	4,047	-263	293	363	0	0	0	363	0
Privatization	159	153	13	3	3	3	3	13	13

Sources: Kyrgyz authorities and IMF staff estimates and projections.

Table 8. Kyrgyz Republic: State Government Finances, 2011–15

(In percent of GDP)

	2011	2012	2013	2014				2015	
	Year	Year	Year	Q1	Q2	Q3	Q4	Year	Year
	Act.	Act.	Proj.	Act.	Proj.	Proj.	Proj.	Proj.	Proj.
	(In percent of GDP)								
Total revenue and grants	27.2	28.8	29.0	33.7	29.4	22.0	26.0	26.9	27.0
Total revenue	24.2	26.2	26.5	31.0	27.5	20.6	22.1	24.4	24.9
Current revenue	24.0	26.1	26.5					24.3	24.9
Tax revenue	18.5	20.6	20.8	24.6	23.3	17.7	20.3	20.9	21.5
Income tax	6.0	6.0	4.9	7.3	5.5	3.9	4.7	5.1	5.2
VAT	7.1	8.3	8.6	9.1	9.8	7.5	8.8	8.7	8.9
Excises	0.8	0.9	1.2	1.6	1.4	1.0	1.1	1.2	1.3
Customs	2.5	3.0	3.4	3.5	3.8	3.0	3.4	3.4	3.5
Land tax	0.3	0.2	0.3	0.3	0.2	0.2	0.3	0.3	0.2
Retail sales tax	0.0	0.0	0.0	0.0	0.0	0.0	0.0	0.0	0.0
New turnover tax	1.4	1.6	1.9	2.2	2.0	1.6	1.7	1.8	1.8
Other	0.5	0.5	0.6	0.6	0.7	0.5	0.3	0.5	0.5
Nontax revenue	5.5	5.6	5.6	6.4	4.1	2.9	1.7	3.4	3.4
Capital revenue	0.2	0.1	0.0	0.0	0.0	0.1	0.1	0.1	0.1
Grants	3.0	2.5	2.5	2.6	1.9	1.4	3.9	2.5	2.1
Program grants	1.4	1.0	1.6	2.2	0.0	0.0	2.5	1.2	0.3
Public investment program (PIP) grants	1.6	1.5	0.9	0.4	1.9	1.4	1.3	1.3	1.8
Total expenditure (including net lending)	31.8	34.1	32.9	30.4	38.4	27.1	30.8	31.3	30.8
Total expenditure	32.0	34.5	33.0	30.9	38.4	27.1	30.6	31.3	30.8
Current expenditure	26.5	26.9	25.9	28.7	28.7	19.5	21.7	23.8	21.2
Wages and Social Fund contributions	9.4	9.8	9.0	10.1	11.6	7.2	8.6	9.1	8.9
Transfers and subsidies	3.8	3.5	3.5	4.6	3.9	2.7	3.0	3.4	3.4
Transfers to Social Fund	2.7	3.4	3.7	5.5	4.6	3.3	3.2	3.9	4.1
Interest	1.0	0.9	0.9	1.3	1.3	0.7	0.6	0.9	1.0
Purchases of other goods and services	9.5	9.1	8.8	7.3	7.3	5.6	6.4	6.5	3.8
Capital expenditure (including PIP)	5.5	7.7	7.2	2.1	9.7	7.6	8.8	7.5	9.6
Domestically financed capital expenditures	0.9	1.1	2.0	0.7	2.4	2.2	3.7	2.5	2.4
Foreign financed PIP loans	2.9	5.1	4.2	1.0	5.4	4.0	3.8	3.7	5.4
Energy infrastructure projects	0.7	3.3	2.6	0.0	3.3	2.5	2.3	2.2	3.6
Foreign financed PIP grants	1.6	1.5	0.9	0.4	1.9	1.4	1.3	1.3	1.8
Financial balance	-4.8	-5.8	-4.1	2.8	-9.0	-5.1	-4.6	-4.4	-3.8
Net lending	-0.1	-0.4	-0.1	-0.4	0.0	0.0	0.2	0.0	0.0
Discrepancy	-0.2	-0.1	-0.3	0.7	-2.1	0.8	-0.3	0.0	0.0
Primary balance	-3.9	-4.5	-3.4	5.3	-9.8	-3.6	-4.5	-3.5	-2.8
Primary balance excluding grants	-6.9	-7.1	-5.9	2.7	-11.7	-5.0	-8.3	-6.0	-4.9
Overall balance	-4.8	-5.5	-4.3	4.0	-11.1	-4.3	-5.1	-4.4	-3.8
Overall balance excluding energy infrastructure projects	-4.2	-2.2	-1.7	4.0	-7.8	-1.8	-2.8	-2.2	-0.2
Total financing	4.8	5.5	4.3	-4.0	11.1	4.3	5.1	4.4	3.8
External financing	3.3	5.0	5.2	0.4	8.7	3.6	4.0	4.2	4.6
PIP	2.9	5.2	4.2	1.0	5.4	4.0	3.8	3.7	5.4
Program support loans	1.0	0.4	1.5	0.0	3.8	0.0	0.6	1.0	0.0
Domestic financing	1.5	0.4	-0.9	-4.3	2.4	0.7	1.1	0.2	-0.9
NBKR	0.3	0.2	-1.1	-4.7	1.3	-0.1	-0.4	-0.7	-1.6
Commercial banks	-0.2	0.3	0.2	-0.2	1.1	0.8	1.5	0.9	0.8
Nonbank	1.4	-0.1	0.1	0.5	0.0	0.0	0.0	0.1	0.0
Privatization	0.1	0.0	0.0	0.0	0.0	0.0	0.0	0.0	0.0

Sources: Kyrgyz authorities and IMF staff estimates and projections.

Table 9. Kyrgyz Republic: Social Fund Operations, 2011–15

	2011	2012	2013	2014				2015	
	Year	Year	Year	Q1	Q2	Q3	Q4	Year	Year
	Act.	Act.	Proj.	Act.	Proj.	Proj.	Proj.	Proj.	Proj.
(In millions of soms)									
Total revenue	16,500	19,386	21,165	5,079	5,612	5,530	6,378	22,600	24,273
Total contribution	16,205	18,796	20,454	4,896	5,401	5,318	6,138	21,753	23,326
Other revenue	295	590	711	184	212	212	240	847	946
Total expenditure	23,652	29,661	33,044	9,301	9,099	9,413	9,526	37,338	39,998
Pension Fund	22,551	28,299	31,479	8,626	8,348	8,662	8,699	34,336	36,941
Medical Insurance Fund (including old funds)	978	1,210	1,390	220	429	429	639	1,717	1,699
Workers' Health Recovery Fund	123	152	174	34	53	53	72	213	207
Financial balance	-7,152	-10,275	-11,878	-4,221	-3,486	-3,883	-3,148	-14,739	-15,725
Budgetary transfer	7,729	10,652	13,049	3,700	3,831	3,831	3,962	15,323	18,010
Discrepancy	173	-3	-134	619	0	0	0	0	0
Overall balance	750	374	1,037	98	344	-52	813	584	2,285
Financing	-750	-374	-1,037	-98	-344	52	-813	-584	-2,285
Commercial bank deposits	858	312	-1,195	474	-344	52	-813	-584	-2,285
Government bonds	-1,608	-686	159	-619	0	0	0	0	0
(In percent of GDP)									
Total revenue	5.8	6.2	6.0	7.5	6.7	4.8	5.2	5.8	5.6
Total contribution	5.7	6.1	5.8	7.2	6.5	4.6	5.0	5.6	5.4
Other revenue	0.1	0.2	0.2	0.3	0.3	0.2	0.2	0.2	0.2
Total expenditure	8.3	9.6	9.4	13.7	10.9	8.2	7.7	9.6	9.2
Pension Fund	7.9	9.1	9.0	12.7	10.0	7.6	7.0	8.8	8.5
Medical Insurance Fund (including old funds)	0.4	0.4	0.4	1.0	0.9	0.7	0.7	0.8	0.7
Workers' Health Recovery Fund	0.0	0.0	0.0	0.1	0.1	0.0	0.1	0.1	0.1
Financial balance	-2.5	-3.3	-3.4	-6.2	-4.2	-3.4	-2.5	-3.8	-3.6
Budgetary transfer	2.7	3.4	3.7	5.5	4.6	3.3	3.2	3.9	4.1
Discrepancy	0.1	0.0	0.0	0.9	0.0	0.0	0.0	0.0	0.0
Overall balance	0.3	0.1	0.3	0.1	0.4	0.0	0.7	0.2	0.5
Financing	-0.3	-0.1	-0.3	-0.1	-0.4	0.0	-0.7	-0.2	-0.5
Commercial bank deposits	0.3	0.1	-0.3	0.7	-0.4	0.0	-0.7	-0.2	-0.5
Government bonds	-0.6	-0.2	0.0	-0.9	0.0	0.0	0.0	0.0	0.0

Sources: Kyrgyz authorities and IMF staff estimates and projections.

Table 10. Kyrgyz Republic: General Government Operations, GFSM 2001
Presentation, 2011–15
(In millions of soms)

	2011	2012	2013	2014	2015
	Year	Year	Year	Year	Year
	Act.	Act.	Act.	Proj.	Proj.
(In millions of soms, unless indicated otherwise)					
Revenue	93,796	120,042	125,960	126,924	141,293
Taxes	53,017	63,912	76,410	81,401	93,364
Taxes on income, profits, and capital gains	17,122	18,537	17,221	19,708	22,520
Taxes on property	1,682	1,724	2,065	2,284	2,486
Taxes on goods and services	26,668	33,585	40,667	45,552	52,260
General taxes on goods and services	24,481	30,758	36,577	40,859	46,596
Value-added taxes	20,353	25,769	30,083	33,710	38,705
Turnover and other general taxes on goods and services	4,128	4,989	6,494	7,149	7,891
Excises	2,187	2,827	4,090	4,692	5,664
Taxes on international trade and transactions	7,147	9,430	11,886	13,176	15,369
Other taxes	398	635	1,003	682	727
Social contributions	16,205	18,796	20,454	21,753	23,326
Grants	8,624	19,496	8,629	9,785	8,971
Program grants 1/	3,963	14,760	5,614	4,635	1,296
Project grants	4,661	4,736	3,015	5,150	7,675
Other revenue	15,950	17,839	20,466	13,984	15,632
Expense	91,603	102,401	110,631	114,506	114,145
Compensation of employees	26,935	30,559	31,510	35,288	38,744
Wages and salaries	23,740	26,889	27,790	30,270	32,974
Social contributions	3,195	3,670	3,720	5,018	5,769
Use of goods and services	27,302	28,382	30,797	25,287	16,348
Interest	2,756	2,929	2,992	3,543	4,239
Subsidies	2,138	2,260	2,532	3,245	3,659
Social benefits	32,473	38,271	42,800	47,143	51,154
Gross operating balance	2,193	17,641	15,329	12,418	27,148
Net acquisition of nonfinancial assets	15,261	23,600	24,907	28,938	41,268
Acquisition of nonfinancial assets	15,717	23,836	25,043	29,172	41,530
Domestically financed	2,659	3,413	7,167	9,568	10,251
Foreign financed	13,058	20,423	17,876	19,604	31,279
Disposals of nonfinancial assets	-456	-236	-136	-234	-262
Net lending/borrowing (overall balance)	-13,068	-5,959	-9,578	-16,520	-14,120
Statistical discrepancy	387	292	4,786	0	0
Net acquisition of financial assets	-1,579	-3,067	3,921	3,311	9,334
Domestic	-1,579	-3,067	3,921	3,311	9,334
Currency and deposits	-1,082	-1,625	4,439	3,323	9,347
Loans	-338	-1,289	-504	0	0
Sales of equity (privatization proceeds)	-159	-153	-13	-13	-13
Foreign	0	0	0	0	0
Net incurrence of liabilities	11,876	3,184	18,285	19,830	23,454
Domestic	2,524	-805	219	3,328	3,285
Foreign	9,351	3,989	18,066	16,502	20,169
Program loans	2,930	1,375	5,319	3,919	0
Public investment program loans	8,397	16,133	14,860	14,454	23,604
Amortization	-1,976	-13,519	-2,113	-1,871	-3,435

Sources: Kyrgyz authorities and IMF staff estimates and projections.

1/ Program grants include debt forgiveness by Turkey (US\$49.7 million) in 2012 and by Russia (US\$188.9 million) in 2013.

Table 11. Kyrgyz Republic: Proposed Reviews and Disbursements Under the Three-Year Extended Credit Facility Arrangement

Date	Action	Associated Disbursement	Share of Access (In percent)
On June 20, 2011	Approved three-year ECF arrangement	SDR 9.514 million	14.3
On December 7, 2011	Completed the first review based on end-June, 2011 performance criteria	SDR 9.514 million	14.3
On April 27, 2012	Completed the second review based on end-December, 2011 performance criteria	SDR 9.514 million	14.3
On December 3, 2012	Completed the third review based on end-June, 2012 performance criteria	SDR 9.514 million	14.3
On June 10, 2013	Completed the fourth review based on end-December, 2012 performance criteria	SDR 9.514 million	14.3
On December 4, 2013	Completed the fifth review based on end-June, 2013 performance criteria	SDR 9.514 million	14.3
On or after April 30, 2014	Completed the sixth and final review based on end-December, 2013 performance criteria	SDR 9.516 million	14.3
Total		SDR 66.600 million	100.0

Source: International Monetary Fund.

Table 12. Kyrgyz Republic: Indicators of Capacity to Repay the Fund, 2013–19 1/

	2013	2014	2015	2016	2017	2018	2019
Fund obligations based on existing credit							
<i>(In millions of SDRs)</i>							
Principal	11.4	11.4	11.0	15.0	18.3	20.7	17.5
Charges and interest	0.0	0.0	0.3	0.3	0.2	0.2	0.1
Fund obligations based on existing and prospective credit							
<i>(In millions of SDRs)</i>							
Principal	11.4	13.3	11.0	15.0	18.3	20.7	18.5
Charges and interest	0.0	0.0	0.3	0.3	0.2	0.2	0.1
Total obligations based on existing and prospective credit							
<i>In millions of SDRs</i>							
	11.4	13.3	11.4	15.3	18.5	20.9	18.6
<i>In millions of U.S. dollars</i>							
	17.5	20.6	17.7	24.0	29.4	33.4	30.0
<i>In percent of Gross International Reserves</i>							
	0.8	1.0	0.8	0.9	1.0	1.0	0.8
<i>In percent of exports of goods and services</i>							
	0.4	0.5	0.4	0.5	0.6	0.7	0.6
<i>In percent of debt service 2/</i>							
	17.3	19.6	12.8	12.7	15.0	15.6	12.5
<i>In percent of GDP</i>							
	0.2	0.3	0.2	0.3	0.3	0.3	0.3
<i>In percent of quota</i>							
	12.8	15.0	12.8	17.2	20.8	23.5	21.0
Outstanding Fund credit							
<i>In millions of SDRs</i>							
	131.6	127.8	116.8	101.8	83.6	62.9	44.4
<i>In billions of U.S. dollars</i>							
	0.2	0.2	0.2	0.2	0.1	0.1	0.1
<i>In percent of Gross International Reserves</i>							
	9.1	9.3	7.8	5.9	4.3	3.0	2.0
<i>In percent of exports of goods and services</i>							
	5.2	5.2	4.5	3.6	2.8	2.0	1.3
<i>In percent of debt service 2/</i>							
	199.6	187.6	131.3	84.8	67.5	46.9	29.9
<i>In percent of GDP</i>							
	2.8	2.6	2.3	1.8	1.4	1.0	0.7
<i>In percent of quota</i>							
	148.2	144.0	131.5	114.7	94.1	70.8	50.0
Net use of Fund credit (in millions of SDRs)							
Disbursements	19.0	9.5	0.0	0.0	0.0	0.0	0.0
Repayments and Repurchases	11.4	13.3	11.0	15.0	18.3	20.7	18.5
Memorandum items:							
Nominal GDP (in millions of U.S. dollars)	7,225	7,600	8,060	8,690	9,377	10,147	10,970
Exports of goods and services (in millions of U.S. dollars)	3,912	3,807	4,083	4,411	4,717	4,979	5,371
Gross international reserves (in millions of U.S. dollars)	2,226	2,128	2,336	2,738	3,093	3,347	3,560
Debt service (in millions of U.S. dollars) 2/	101.5	105.5	139.0	189.1	196.6	214.7	239.5
Quota (millions of SDRs)	88.8	88.8	88.8	88.8	88.8	88.8	88.8

Sources: IMF staff estimates and projections.

1/ Assumes seven semi-annual disbursements under the ECF facility of 75 percent of quota (SDR 66.6 million) starting in June 2011. Projections of interest payments incorporate the temporary interest relief initiative and interest rate structure under the new architecture of LIC facilities and financing.

2/ Total external public debt service includes IMF repurchases and repayments.

Table 13. Kyrgyz Republic: Quantitative Performance Criteria and Indicative Targets Under the Extended Credit Facility, June 2013–March 2014
(In millions of soms, unless otherwise indicated; eop)

	June				2013				Dec				2014			
	QPC				IT				QPC				IT			
	4th Rev.	Adj.	Act.	Status	4th Rev.	Adj.	Act.	Status	5th Rev.	Adj.	Act.	Status	5th Rev.	Adj.	Actual	Status
<i>Quantitative performance criteria 1/</i>																
1. Floor on net international reserves of the NBKR (eop stock, in millions of U.S. dollars)	1,848	1,864	1,894	Met	1,861	1,889	1,939	Met	1,964	2,039	2,062	Met	1,967	1,969	1,914	Not met
2. Ceiling on net domestic assets of the NBKR (eop stock)	-14,419	-15,111	-16,475	Met	-11,617	-12,820	-16,575	Met	-12,480	-16,003	-20,075	Met	-13,845	-14,006	-20,010	Met
3. Ceiling on cumulative overall cash deficit of the general government 2/	6,486	5,729	2,172	Met	11,644	10,289	6,099	Met	18,273	15,902	13,860	Met	1,410	-2,009	-2,545	Met
4. Ceiling on contracting or guaranteeing of new nonconcessional external debt by public sector (continuous, in millions of U.S. dollars) 3/	0	0	0	Met	0	0	0	Met	0	0	0	Met	0	0	0	Met
5. Ceiling on accumulation of new external payment arrears (continuous, in millions of U.S. dollars)	0	0	0	Met	0	0	0	Met	0	0	0	Met	0	0	0	Met
<i>Indicative Targets 1/</i>																
1. Ceiling on reserve money	66,808	66,808	66,916	Not met	70,243	70,243	68,935	Met	74,998	74,998	73,139	Met	73,778	73,778	67,384	Met
2. Cumulative floor on state government tax collections 2/	31,412	31,412	32,773	Met	49,599	49,599	51,725	Met	71,186	71,186	72,842	Met	16,823	16,823	16,670	Not met
3. Floor on cumulative state government spending on targeted social assistance, Unified Monthly Benefit and Monthly Social Benefit programs 2/	2,175	2,175	2,175	Met	3,318	3,318	3,318	Met	4,323	4,323	4,241	Not met	1,169	1,169	1,083	Not met

Sources: Kyrgyz authorities and IMF staff estimates and projections.

1/ As defined in the TMU.

2/ Cumulative from the beginning of the year.

3/ External debt contracted or guaranteed with a grant element of less than 35 percent, cumulative from April 1, 2013.

Table 14. Kyrgyz Republic: Structural Benchmarks Under the Extended Credit Facility for 2013–14

Measure	Timing	Macroeconomic Rationale	Status
Structural Benchmarks			
I. FISCAL POLICY			
Create a new, adequately staffed, department on tax policy in the Ministry of Finance.	End-June, 2013	Develop a sound revenue base by strengthening the tax policy function by ensuring that the Ministry of Finance becomes the focal point on all tax policy-related matters.	Met
Issue a regulation on expanding the coverage of the commitment register to include local budgets and special means.	End-September, 2013	Optimize spending by enhancing the treasury's ability to exercise public expenditure control.	Met with delay
Develop and approve regulations on accounting and financial reporting using the unified chart of accounts on the basis of international norms.	End-December, 2013	Optimize spending by strengthening the treasury's ability to conduct prudent expenditure management.	Met
Introduce the Treasury Single account on a pilot basis.	End-April, 2014	Optimize spending by strengthening the treasury's ability to conduct prudent expenditure management.	Not met
II. FINANCIAL SECTOR			
Submit the draft Banking Code (including Law on Banks and Banking Activity, Law on Conservatorship, Liquidation, and Bankruptcy of Banks, Law on NBKR) consistent with Fund TA advice, to (i) strengthen the legal framework for early intervention and resolution of problem banks; (ii) limit the scope of judicial review of actions taken by the NBKR; and (iii) enhance legal protection for NBKR staff and agents. The Banking Code reform will also: (i) establish the NBKR's sole authority to hold and manage official foreign reserves, and (ii) extend the term of engagement of the NBKR external auditors.		Strengthen bank resolution framework and supervisory independence of the NBKR. This will also ensure the supremacy of the NBKR law over other laws and regulations that might affect the NBKR; Strengthen institutional and financial autonomy of the NBKR.	
(i) to government	End-April, 2013		Met
(ii) to parliament	End-September, 2013		Met
Identify and sign contract with one of the big 4 audit companies to audit DEBRA.	End-February, 2014	Speed up the liquidation process.	Not met
III. MONETARY POLICY			
Issue a board decision comprising the following: (i) use the policy rate as an operational target for monetary policy; (ii) reactivate instruments to create a corridor around the policy rate; (iii) introduce a short-term liquidity facility; (iv) preannounce the schedule of the NBKR's board meetings on monetary policy on the NBKR's web site; (v) start issuing a press release after board meetings on monetary policy and economic developments.	End-December, 2013	Enhance the monetary policy framework and improve transmission of monetary policy.	Met

Appendix I. Letter of Intent

June 9, 2014

Ms. Christine Lagarde
Managing Director
International Monetary Fund
700 19th Street, N.W.
Washington, D.C., 20431
U.S.A.

Dear Ms. Lagarde:

The fifth review of our economic and financial program, supported by an arrangement under the Extended Credit Facility (ECF), was completed by the IMF Executive Board on December 4, 2013. We are grateful to the IMF for its continued support of our economic reform program.

The ECF arrangement, which was extended until 7/31/2014, continues to play a pivotal role in maintaining macroeconomic stability and in promoting private sector-led growth. The economy rebounded strongly in 2013, following negative growth in 2012 related to disruptions in gold production, with robust and broad-based growth in a low inflation environment. Fiscal policy remained prudent, and we managed to keep the deficit below program targets. We are pursuing an intensive public investment program that is creating temporary pressures on the current account, but is expected to spur growth once finalized. We signed a memorandum of understanding with the gold mining company Centerra that was approved by parliament on February 6, 2014.

The program remains on track and the government is committed to the reform path under the ECF arrangement. For the sixth review of the ECF-supported program, all end-December 2013 quantitative performance criteria and all but one indicative targets were met. The Board of the National Bank of the Kyrgyz Republic issued a decision to implement a new operational framework for monetary policy in December 2013 and started to implement the new framework in March 2014. We approved the regulation on accounting and financial standards using the chart of accounts based on international norms. In view of the expiration of the Governance Technical Assistance Credit project late last year and issues with the vendor, we could not introduce the TSA on a pilot basis and delays in securing financing for the audit of DEBRA and the banks under its management prevented us from signing a contract with a big four auditor on time.

We prepared the annual progress report (APR) of our Medium Term Development Program in early 2014. The APR is based on the recently approved Kyrgyz Republic 2013–17 National Sustainable Development Strategy (NSDS). The strategy focuses on accelerating economic growth, consolidating macroeconomic stability, maintaining debt sustainability, and advancing structural reforms. It recognizes that improving the business environment, reforming the public sector, strengthening the financial system, and addressing infrastructure development needs are essential for achieving high, broad-based, and inclusive growth and reducing poverty.

We are committed to implement the remaining reforms set out in the MEFP and LOI dated June 2, 2011, and the LOIs dated November 17, 2011; April 12, 2012; November 14, 2012; May 20, 2013; and November 15, 2013. Moreover we intend to continue our fiscal consolidation efforts over the medium term, further improve tax policy and tax administration, finalize the remaining PFM reforms, and step up pro-poor spending to reverse recently rising poverty levels. In particular, we will draft an action plan by early June with the following components: choice of information system, introduction of the TSA, implementation of the accounting rules, and introduction and integration of modules for budget preparation, budget execution, cash planning, commitment control, and human resources. We commit to finalizing the TOR for the DEBRA audit, in consultation with the IMF, the World Bank and SECO, with a view to concluding the liquidation of the banks under DEBRA's management and subsequently winding down DEBRA's operations. In this context, we sent a letter end-May to the World Bank to initiate the process for the audit. To fend off strong depreciation pressures earlier in the year, we intervened heavily in the foreign exchange markets, but are committed to re-accumulate reserves to ensure that net international reserves are not lower than US\$1,922 million, by end May. The NBKR is aiming to improve further forecasting models, liquidity management and the operational framework for monetary policy. In this regard, we would benefit from additional technical assistance. We are determined to resolve the lingering issues in the financial sector and push forward with the legislative reforms in the banking and financial sector as well as the implementation of the remaining 2013 FSAP recommendations.

We will continue to improve the business environment and tackle perceived corruption. More specifically, potential medium-term measures are outlined in Box 1 of this LOI.

In view of our achievements, we request completion of the sixth review under the ECF-supported program. We request the seventh disbursement under the ECF arrangement in the amount of 9.516 million in the equivalent of SDR (US\$14.55 million). We ask that the seventh disbursement under the ECF arrangement be channeled to the budget.

We believe that economic and financial policies and measures set forth in this letter and MEFP of June 2, 2011, the LOIs of November 17, 2011; April 12, 2012; November 14, 2012; May 20, 2013 and November 15, 2013, are adequate to meet the objectives of the ECF arrangement. We stand ready to take any additional measures necessary to achieve the program objectives, and we will consult with the IMF staff before adoption such measures or changes to policies stated in the MEFP dated June 2, 2011, LOIs of November 17, 2011; April 12, 2012; November 14, 2012; May 20, 2013; November 15, 2013, and this updated LOI in accordance with Fund policies.

To set a path for a possible successor arrangement, we intend to keep the reform momentum. In particular we will: (i) maintain macroeconomic stability and observe indicative targets set in this letter (Table 1); (ii) speed up the public financial sector management reforms; and (iii) finalize remaining legislative reforms in the financial sector.

As in the past, the government of the Kyrgyz Republic agrees to publish this letter and other ECF-related documents circulated to the IMF Executive Board on the IMF website.

/s/

Djoomart Otorbaev
Prime Minister of the Kyrgyz Republic

/s/

Olga Lavrova
Minister of Finance of
the Kyrgyz Republic

/s/

Tolkunbek Abdygulov
Chairperson of the National
Bank of the Kyrgyz Republic

Table 1. Kyrgyz Republic: Quantitative Performance Criteria and Indicative Targets Under the Extended Credit Facility, June 2013–March 2014

(In millions of soms, unless otherwise indicated; eop)

	2013								2014							
	September				December				March				June			
	IT				QPC				IT				Target 4/			
	4th Rev.	Adj.	Act.	Status	5th Rev.	Adj.	Act.	Status	5th Rev.	Adj.	Actual	Status	5th Rev.	Revised	September Target 4/	December Target 4/
<i>Quantitative performance criteria 1/</i>																
1. Floor on net international reserves of the NBKR (eop stock, in millions of U.S. dollars)	1,861	1,889	1,939	Met	1,964	2,039	2,062	Met	1,967	1,969	1,914	Not met	2,056	1,922	1,919	2,015
2. Ceiling on net domestic assets of the NBKR (eop stock)	-11,617	-12,820	-16,575	Met	-12,480	-16,003	-20,075	Met	-13,845	-14,006	-20,010	Met	15,492	-13,043	-10,621	-10,591
3. Ceiling on cumulative overall cash deficit of the general government 2/	11,644	10,289	6,099	Met	18,273	15,902	13,860	Met	1,410	-2,009	-2,545	Met	5,447	4,613	10,523	16,520
4. Ceiling on contracting or guaranteeing of new nonconcessional external debt by public sector (continuous, in millions of U.S. dollars) 3/	0	0	0	Met	0	0	0	Met	0	0	0		0	0	0	0
5. Ceiling on accumulation of new external payment arrears (continuous, in millions of U.S. dollars)	0	0	0	Met	0	0	0	Met	0	0	0		0	0	0	0
<i>Indicative Targets 1/</i>																
1. Ceiling on reserve money	70,243	...	68,935	Met	74,998	...	73,139	Met	73,778		67,384	Met	76,331	74,861	77,113	81,284
2. Cumulative floor on state government tax collections 2/	49,599	...	51,725	Met	71,186	...	72,842	Met	16,823		16,670	Not met	36,301	36,069	56,273	81,401
3. Floor on cumulative state government spending on targeted social assistance, Unified Monthly Benefit (UMB) and Monthly Social Benefit (MSB) programs 2/	3,318	...	3,318	Met	4,323	...	4,241	Not met	1,169		1,083	Not met	2,338	2169	3,255	4,377

Sources: Kyrgyz authorities and Fund staff estimates and projections.

1/ As defined in the TMU.

2/ Cumulative from the beginning of the year.

3/ External debt contracted or guaranteed with a grant element of less than 35 percent, cumulative from April 1, 2013.

4/ Targets beyond March 2014 are nonbinding.

Table 2. Kyrgyz Republic: Structural Benchmarks under the Extended Credit Facility for 2013–14

Measure	Timing	Macroeconomic Rationale	Status
Structural Benchmarks			
I. FISCAL POLICY			
Create a new, adequately staffed, department on tax policy in the Ministry of Finance.	End-June, 2013	Develop a sound revenue base by strengthening the tax policy function by ensuring that the Ministry of Finance becomes the focal point on all tax policy-related matters.	Met
Issue a regulation on expanding the coverage of the commitment register to include local budgets and special means.	End-September, 2013	Optimize spending by enhancing the treasury's ability to exercise public expenditure control.	Met with delay
Develop and approve regulations on accounting and financial reporting using the unified chart of accounts on the basis of international norms.	End-December, 2013	Optimize spending by strengthening the treasury's ability to conduct prudent expenditure management.	Met
Introduce the Treasury Single account on a pilot basis.	End-April, 2014	Optimize spending by strengthening the treasury's ability to conduct prudent expenditure management.	Not met
II. FINANCIAL SECTOR			
Submit the draft Banking Code (including Law on Banks and Banking Activity, Law on Conservatorship, Liquidation, and Bankruptcy of Banks, Law on NBKR) consistent with Fund TA advice, to (i) strengthen the legal framework for early intervention and resolution of problem banks; (ii) limit the scope of judicial review of actions taken by the NBKR; and (iii) enhance legal protection for NBKR staff and agents. The Banking Code reform will also: (i) establish the NBKR's sole authority to hold and manage official foreign reserves, and (ii) extend the term of engagement of the NBKR external auditors.		Strengthen bank resolution framework and supervisory independence of the NBKR. This will also ensure the supremacy of the NBKR law over other laws and regulations that might affect the NBKR; Strengthen institutional and financial autonomy of the NBKR.	
(i) to government	End-April, 2013		Met
(ii) to parliament	End-September, 2013		Met
Identify and sign contract with one of the big 4 audit companies to audit DEBRA.	End-February, 2014	Speed up the liquidation process.	Not met
III. MONETARY POLICY			
Issue a board decision comprising the following: (i) use the policy rate as an operational target for monetary policy; (ii) reactivate instruments to create a corridor around the policy rate; (iii) introduce a short-term liquidity facility; (iv) preannounce the schedule of the NBKR's board meetings on monetary policy on the NBKR's web site; (v) start issuing a press release after board meetings on monetary policy and economic developments.	End-December, 2013	Enhance the monetary policy framework and improve transmission of monetary policy.	Met

Box 1. Kyrgyz Republic: Potential Medium-Term Economic Reform Measures to Support the NSDS

Maintaining macroeconomic stability through continued fiscal consolidation, speeding up public financial sector management reforms, finalizing the remaining legislative reforms in the financial sector, and enhancing the business environment will play a pivotal role in achieving the goals of our National Sustainable Development Strategy.

Consolidating the fiscal position and putting public finances on a sound footing, while raising living standards, would require to reduce the primary deficit and to maintain a sustainable debt path. Reducing gradually the wage bill and expenditures on goods and services in percent of GDP, in particular by improving procurement, and increasing further tax revenues as share of GDP by implementing tax policy and tax administration measures will play a key role in this regard.

Potential tax policy measures that would support fiscal consolidation include removing gradually remaining tax exemptions and adding anti-avoidance and anti-evasion provisions in the tax code. Other options include adjusting selective tax rates.

Measures to improve the effectiveness of the State Tax Service (STS) would include: (i) continuing to develop a risk-based sectoral compliance program; (ii) increasing the efficiency and effectiveness of the large taxpayers' unit (LTU), including through the definition of the optimum number of taxpayers that the LTU is handling; (iii) strengthening the capacity of STS IT staff; and (iv) realigning the business processes to make full use of the new Integrated Tax Administration System (ITAS).

Sound public financial management will help make public finances more effective and transparent. In particular, introducing the Treasury Single Account, extending the coverage of the treasury system to include the Social Fund, and applying the new accounting rules, including the unified chart of accounts, in line with international accounting standards, would improve our PFM system substantially. In addition, implementing all modules of the treasury management system, in particular integrating the commitment control and cash planning modules will strengthen our treasury system. Finalizing and enacting the budget code, taking into account the suggestions of the World Bank and the IMF, and implementing the Procurement Law will improve the legislative PFM framework.

We have made important strides toward improving our monetary policy framework. Going forward, key measures include improving the short- and medium-term forecasting models, staffing properly the department in charge of monetary policy (economic management department), limiting reserve money growth over the medium term, analyzing the level of excess reserves and linking it with market interest rates to improve liquidity forecasting. In this context, it will be crucial to enhance the coordination between the ministry of finance and the National Bank of the Kyrgyz Republic (NBKR). With regard to exchange rate policy, limiting interventions in the foreign exchange market, except to smooth excess volatility, will be instrumental in maintaining our floating exchange rate regime. Enhancing the control over the foreign exchange bureaus, including requirements to keep mandatory accounts at commercial banks, will improve functioning of the foreign exchange market.

A sound financial sector is key to strong and private sector-led growth. Key measures to further develop the sector include enacting the Banking Code as submitted to parliament in September 2013 and updating/developing subsequently supporting legislation (regulations, instruction, and guidelines) for the Banking Code, and the deposit protection law. It will be important to create a level playing field for all banks by harmonizing the minimum capital requirement, while maintaining the 12 percent regulatory capital requirement. Moreover, it will be key to conclude the liquidation process of banks under DEBRA's management and wind down DEBRA's operations. It is also important to enhance further bank supervision by developing and executing a strategic plan to build supervisory capacity and establishing a formal crisis preparedness framework. To improve the functioning of our pension system, we intend to conduct an independent actuarial

Box 1. Kyrgyz Republic: Potential Medium-Term Economic Reform Measures to Support the NSDS (concluded)

evaluation of the pay-as-you-go component of the Social Fund and to develop a timetable for the reform of the social insurance and pension system. In addition, we envisage enacting the Payment System and AML/CFT legislations will bring our financial legislation in line with international best practice.

Enhancing the business environment is the cornerstone of our strategy to foster investment and growth. Key measures in that area include monitoring the business environment via regular business surveys to identify obstacles and bottlenecks in the implementation of regulations, continuing to streamline the licensing process and inspections, and organizing business forums to increase cross-border cooperation. Our power sector could develop into an engine of growth, but to achieve this goal will require implementing the 2012 Medium-Term Power Sector Development Strategy. This includes: (i) improving governance, regulation and transparency of the power sector; (ii) bolstering financial viability of the power sector; (iii) increasing the volumes of power generation and export; and (iv) improving in reliability of power supply. In addition, we envisage finalizing the draft Law on the Electricity Sector to clearly delineate the policy setting functions and identifying independent regulatory bodies, governance structures and accountability in the sector. Finally, corporate governance in the power sector would be improved by (i) selecting managers in state-owned companies through a transparent and competitive processes; (ii) mandating financial audits of power sector entities in accordance with IFRS; and (iii) setting up websites of key agencies to publish key power sector statistics and to ensure transparent and competitive bidding in the procurement of fuel. Feasibility studies for large energy-infrastructure projects are necessary to ensure financial viability and public debt sustainability.

Attachment I. Revised Technical Memorandum of Understanding

June 9, 2014

I. Introduction

1. This memorandum defines the quantitative performance criteria, indicative targets and adjusters, and establishes the content and frequency of the data to be provided to IMF staff for program monitoring related to the economic program supported by an arrangement under the Extended Credit Facility (ECF). The indicators presented in Table 1 of the Letter of Intent dated June 9, 2014 reflect the understandings on quantitative performance criteria reached between the authorities of the Kyrgyz Republic and staff of the IMF.

II. Quantitative Performance Criteria

A. Definitions and Concepts

2. **Test dates.** Quantitative performance criteria are set semi-annually starting June 30, 2011 through December 31, 2013, and are to be met at the end of each period.

3. **National Bank of the Kyrgyz Republic (NBKR).** The NBKR is the central bank of the country and is responsible for the formulation and implementation of monetary policy, bank supervision, and the payment system. For the purpose of the program, the NBKR includes all its central and regional offices.

4. **Public sector.** For the purpose of the program, the public sector comprises the general government, the NBKR, the 10 largest nonfinancial public enterprises (enterprises and agencies in which the government owns more than 50 percent of the shares, but which are not consolidated in the budget, as listed in Table 1a), and any other newly created public development institution. The State budget comprises central and local government budgets. The general government budget includes the State and Social Fund budgets.

5. **Foreign-financed Public Investment Program (PIP) loans and grants.** The foreign financed PIP is a program of investments in infrastructure and social sectors agreed by the general government of the Kyrgyz Republic and its donors (including but not limited to international financial organizations). The PIP is fully financed by related grants and loans.

6. **Program loans and grants are loans** and grants received by the general government for direct budget support from external donors and not related to PIP financing.

7. The stock of **external payment arrears** for program monitoring purposes is defined as the end-of-period amount of external debt service due and not paid within the grace period specified in the relevant debt contract, including contractual and late interest. For arrears to exist, a creditor must claim payment of amounts due and not paid. Amounts in dispute are not considered arrears.

Arrears for which a clearance framework/rescheduling or restructuring has been agreed with the creditor are not considered arrears for program monitoring purposes. Program arrears would include any debt service due under such agreements that has not been paid.

8. Concessional and nonconcessional debt. Concessional debt is defined as debt with a grant element equivalent of 35 percent or more. The grant element of a debt is the difference between the present value (PV) of the debt and its nominal value, expressed as a percentage of the nominal value of the debt. The PV of debt at the time of its contracting is calculated by discounting the future stream of payments of debt service due on this debt. The discount rates used for this purpose is 5 percent. The debt refers also to commitments contracted or guaranteed and for which value has not been received. The calculation of concessionality will take into account all aspects of the loan agreement, including maturity, grace period, payment schedule, upfront commissions, and management fees. The calculation is performed by the authorities and verified by the IMF staff based on the data provided by the authorities.

9. Valuation changes (program exchange rates). For program monitoring, U.S. dollar-denominated components of the NBKR's balance sheets will be valued at the program exchange rates. The program exchange rate of the KGS to the U.S. dollar is set at the end-2010 exchange rate of KGS 47.0992 = US\$1. The corresponding cross exchange rates and program gold price for the duration of the program are provided in Table 2.

B. Quantitative Performance Criteria

Floor on net international reserves of the NBKR in convertible currencies

Definitions

10. Net international reserves (NIR) of the NBKR. The floor on NIR will be calculated as the difference between total international reserve assets and total international reserve liabilities of the NBKR in convertible currencies. Total international reserve assets of the NBKR are defined as the NBKR holdings of monetary gold, holdings of SDRs, reserve position in the IMF, and any holdings of convertible foreign currencies in cash or with foreign banks, and debt instruments issued by nonresidents that are liquid. Accrued interest on deposits, loans, and debt securities are included in reserve assets and liabilities, correspondingly. Reserve assets pledged as collateral or otherwise encumbered, capital subscriptions in foreign financial institutions, deposits of commercial banks in foreign currency and illiquid assets of the NBKR are excluded. Also excluded are net forward positions, defined as the difference between the face value of foreign-currency denominated NBKR off-balance sheet claims on nonresidents and foreign currency obligations to both residents and nonresidents. Total international reserve liabilities of the NBKR in convertible currencies are defined as the sum of Kyrgyz Republic's outstanding liabilities to the IMF and other convertible currency liabilities to nonresidents with an original maturity of up to and including one year. NIR is not affected when foreign assets are received by the NBKR through foreign currency swaps with resident financial institutions. Total international reserves and NIR decline with the provision of foreign assets by the NBKR through foreign currency swaps with resident financial institutions. For program

monitoring purposes, total international reserve assets and liabilities will be valued at the program exchange rates as described in paragraph 9. Thus calculated, the stock of net international reserves in convertible currencies amounted to US\$1,914 million on March 31, 2014. Net international reserves including deposits of commercial banks in foreign currency amounted to US\$1,943 million on March 31, 2014.

11. Net foreign assets (NFA) of the NBKR. NFA consist of net international reserve assets plus other net foreign assets, including the medium- and long-term foreign obligations of the NBKR, other net claims on CIS countries, reserve assets pledged as collateral or otherwise encumbered, capital subscriptions in foreign financial institutions, and illiquid assets. For program monitoring purposes, other NFA will also be valued at program exchange rates.

Adjustors

12. The floor on NIR will be adjusted upward/downward to the full extent of any excess/shortfall in program grants and program loans, as given in Table 3 and upward/downward to the full extent that amortization and interest payments of public external debt is less/more than the amortization and interest payments given in Table 3.

Ceiling on the net domestic assets of the NBKR

Definitions

13. Net domestic assets of the NBKR (NDA) are defined as reserve money of the NBKR (defined below), minus NFA as defined above. Items in foreign currencies will be valued at program exchange rates.

14. Thus defined, NDA consist of: (a) net claims to the general government from the NBKR; (b) net claims to other depositary corporations by the NBKR; (c) net claims on other financial corporations; and (d) all other net assets of the NBKR (other items net). Thus defined, the stock of NDA amounted to minus KGS 20,010 million on March 31, 2014.

Adjustors

15. The ceiling on NDA will be adjusted downward/upward to the full extent of any excess/shortfall in program grants and program loans, as given in Table 3 and downward/upward to the full extent that amortization and interest payments of public external debt is less/more than the amortization and interest payments given in Table 3.

Ceiling on the cumulative overall cash deficit of the general government

Definitions

16. The overall cash deficit of the general government will be measured from the financing side (below the line) at current exchange rates and will be defined as the sum of:

- a) the change in the stock of net claims of the domestic banking system and nonfinancial institutions and households on the general government. The change in the stock of net claims of the domestic banking system on the general government is defined as the change in the stock of the banking system claims on the general government, less the change in the stock of all deposits of the general government with the banking system. The claims of the banking system on the general government include: bank loans to the general government; any securities issued by the general government and held by domestic banks, with the exception of those issued in relation with bank rescue operations; and overdrafts on the current accounts of the general government with banks;
- b) the change in the stock of net claims of foreign governments, banking systems, and nonfinancial institutions and households on the general government;
- c) net privatization receipts, i.e. any new sales net of purchases of shares;
- d) net foreign loans disbursed to the general government for budgetary support; and
- e) net foreign loans disbursed to the general government for PIP financing.

17. The quantitative performance criteria for the fiscal balance are calculated on the projected exchange rate. Reporting and adjustments, as defined above, will be made using current exchange rates.

Adjustors

18. The ceiling on the cumulative overall cash deficit of the general government will be adjusted downward to the full extent of any excess in program grants, as given in Table 3. The ceiling on the cumulative overall cash deficit of the general government will be adjusted downward to the full extent of any shortfall in program loans, as given in Table 3 and upward/downward to the full extent that PIP loans are more/less than PIP loans given in Table 3.

Ceiling on contracting or guaranteeing of new nonconcessional external debt and accumulation of new external payment arrears by the public sector (continuous quantitative performance criteria)

Definitions

19. Debt. In connection with the contracting or guaranteeing of short-, medium-, and long-term external debt by any entity of the public sector, for program purposes, the definition of debt is set out in Executive Board Decision No. 6230–(79/140, Point 9, as revised on August 31, 2009 (Decision No. 14416–(09/91)) and reads as follows:

- a) For the purpose of this guideline, the term “debt” will be understood to mean a current, i.e., not contingent, liability, created under a contractual arrangement through the provision of value in the form of assets (including currency) or services, and which requires the obligor to

make one or more payments in the form of assets (including currency) or services, at some future point(s) in time; these payments will discharge the principal and/or interest liabilities incurred under the contract. Debts can take a number of forms, the primary ones being as follows:

- i. loans, i.e., advances of money to the obligor by the lender made on the basis of an undertaking that the obligor will repay the funds in the future (including deposits, bonds, debentures, commercial loans and buyers' credits) and temporary exchanges of assets that are equivalent to fully collateralized loans under which the obligor is required to repay the funds, and usually pay interest, by repurchasing the collateral from the buyer in the future (such as repurchase agreements and official swap arrangements);
 - ii. suppliers' credits, i.e., contracts where the supplier permits the obligor to defer payments until sometime after the date on which the goods are delivered or services are provided; and
 - iii. leases, i.e., arrangements under which property is provided which the lessee has the right to use for one or more specified period(s) of time that are usually shorter than the total expected service life of the property, while the lessor retains the title to the property. For the purpose of the guideline, the debt is the present value (at the inception of the lease) of all lease payments expected to be made during the period of the agreement excluding those payments that cover the operation, repair or maintenance of the property.
- b) Under the definition of debt set out in point 9 (a) above, arrears, penalties, and judicially awarded damages arising from the failure to make payment under a contractual obligation that constitutes debt are debt. Failure to make payment on an obligation that is not considered debt under this definition (e.g., payment on delivery) will not give rise to debt.
- 20.** For program purposes, external debt is defined based on the residency of the creditor.
- 21. External debt ceilings** apply to the contracting or guaranteeing by the public sector (as defined in section II. A., paragraph 4) of nonconcessional external debt, i.e. external debt with grant element of less than 35 percent (see section II. A., paragraph 7), except normal short-term import-related credits and NBKR international reserve liabilities.
- 22. Exclusions from the external debt limits.** Disbursements by the IMF are excluded from the ceilings on external debt. Also excluded from external debt ceilings is the contracting or guaranteeing of new external debt that constitutes a rescheduling or refinancing of existing external debt on the terms more favorable to the debtor.
- 23. Guarantees.** For program purposes, the guarantee of a debt arises from any explicit legal obligation of the public sector to service a debt in the event of nonpayment by the debtor (involving payments in cash or in kind), or from any implicit legal or contractual obligation of the public sector to finance partially or in full a shortfall incurred by the debtor.

24. New external payments arrears. The ceiling on accumulation of new external payments arrears is a continuous quantitative performance criterion.

C. Indicative Targets

Ceiling on reserve money

25. Reserve money is defined as the NBKR's national currency liabilities to the economy, which includes currency issued and liabilities to other depository corporations.

Cumulative floor on state government tax collections

26. Tax collections in cash correspond to the line "Tax Receipts" in the Treasury Report and comprise the following categories: tax on income and profits; taxes on goods and services; specific taxes on services; turnover taxes; taxes on property; taxes on international trade; and other taxes. Tax collections include collections of tax arrears but exclude tax offsets.

Cumulative floor on state government spending on targeted social assistance

27. Targeted social assistance spending comprises state government spending on Unified Monthly Benefit (UMB) and Monthly Social Benefit (MSB) programs.

III. Reporting Requirements Under the Arrangement

28. The government and the NBKR will provide the IMF with the necessary economic and financial statistical data to monitor economic developments and the quantitative targets (see Table 4). In particular, the government and the NBKR will provide the following specific information.

A. The Balance Sheet of the NBKR

29. The NBKR will provide to the IMF its analytical balance sheet on a daily basis. The information provided will clearly identify the following items in the definitions specified above: the gross foreign assets and liabilities of the NBKR, decomposed by currency and instrument for the assets and by currency and creditor for the liabilities (decomposition provided on a monthly basis); the net foreign assets of the NBKR; the net international reserves of the NBKR; medium- and long-term liabilities; the net domestic assets of the NBKR; net credit from the NBKR to the general government, disaggregated by state government and the KRDF; net credit from the NBKR to commercial banks; net claims to other financial corporations; other items net; and reserve money. The balance sheet will be provided using both actual and program exchange rates. The above information will be provided to the IMF Resident Representative and/or transmitted by e-mail to the IMF.

B. Monetary Survey

30. Monthly banking system data, in the form of monetary surveys of the banking sector and other depository corporations, will be reported to the IMF by the NBKR within 16 days of the end of

the month. The information provided will clearly identify the following items: net foreign assets and net domestic assets of the banking system, medium- and long-term liabilities, net credit from the banking system to the general government disaggregated by the state government, the social fund and the KRDF, net claims to the rest of the economy, other items net, and broad money. The monetary survey will be provided using both program and actual exchange rates.

31. The NBKR will provide monthly data to the IMF within seven days after the end of the month on the amount of holdings of treasury bills, treasury bonds and other securities issued by the state government, differentiated by the following categories of holders: the NBKR; resident banks; resident nonbanks (including separately the social fund and deposit insurance fund); and nonresidents. The information will be provided in both the book (nominal) value and the actual value, where applicable.

C. International Reserves and Key Financial Indicators

32. The NBKR will provide detailed monthly data within 20 days from the end of the month on the composition of both its gross and net international reserves in convertible currencies and holdings of monetary gold. These data will be provided at two alternative sets of the exchange rates and the gold price: first, at those used to derive the NFA position in the NBKR accounts; and second, at those specified in the program (see Section I). The NBKR will also provide data on net foreign financing flows, including disbursements of program loans and grants, amortization, interest payments on external debt, interest income on reserves, other direct foreign currency payments by the government and the NBKR. In addition, weekly reports should be sent to the IMF on (a) nominal exchange rates (including the official and interbank exchange rates), foreign exchange interbank market turnover, and the volume of NBKR foreign exchange sales and purchases in the domestic interbank market and with other parties, on a daily basis; and (b) treasury bill yields and the amount of treasury bill sales and redemptions on a weekly basis every Monday. On the twenty-fifth day of the month following the reference month, the NBKR will provide indicators of financial soundness of the banking system, including the ratios of regulatory capital to risk-weighted assets, nonperforming loans to total loans, and return on equity, as well as data on bank deposit and lending rates by maturity.

D. External Debt

33. The ministry of finance, together with the NBKR, will provide monthly information on the disbursements, principal and interest payment—both actual and falling due—on contracting and guaranteeing of medium- and long-term external loans by the state government, nonfinancial public enterprises, and the NBKR; and any stock of outstanding arrears on external debt service payments within 21 days of the end of each month. In addition, the ministry of finance will report the total amount of outstanding government guarantees and external arrears on a monthly basis. While the NBKR will provide the debt service payment data on private debt, the ministry of finance will provide data on debt service on public and publicly guaranteed loans.

E. Budgetary and Extra Budgetary Data

34. In addition to the monthly treasury report, the Social Fund will report monthly on its operations. This information will be provided to the Fund staff within 26 days from the end of each reference month. The ministry of finance will also provide monthly reports on the disbursements and use under the public investment program and budgetary grants with a one month time lag.

F. Balance of Payments Data

35. The NBKR will provide current account and capital account data, including data on foreign trade, services, official and private transfers, foreign investment, and disbursements of public and private loans, on a quarterly basis, with at most a three-month lag. The NBKR will also provide monthly foreign trade data with a two-month lag.

G. Other General Economic Information

36. The National Statistics Committee will notify the IMF of the monthly Consumer Price Index by category by the fifteenth business day of the following month, and convey monthly GDP estimates within 30 days of the end of each month.

Table 1a. Kyrgyz Republic: Ten largest SOEs
(Included in the public sector)

	<u>Name of SOE</u>
1	JSC KyrgyzAltyr
2	JSC KyrgyzNefteGaz
3	JSC "Electrical Stations"
4	JSC "National Electrical Grid of Kyrgyzstan"
5	JSC "Manas International Airport"
6	JSC KyrgyzTelecom
7	JSC SeverElectro
8	SOE "National Company Kyrgyz Temir Jolu"
9	JSC KyrgyzGaz
10	JSC BishkekTeploset

Table 1b. Kyrgyz Republic: Other SOEs
(To be monitored, not included in the public sector)

	<u>Name of SOE</u>
11	JSC "Chakan HPP"
12	JSC "Kyrgyzstan Airlines"
13	JSC "Khaidarkansky Mercury Plant"
14	JSC "Uchkun"
15	JSC "SSC Bank"
16	JSC "Vostoc Electro"
17	JSC "Osh Electro"
18	JSC "Jalalabat Electro"
19	SOE Fuel and Refueling Complex "Manas"
20	SOE "Kyrgyz Pochtasy"

Table 2. Kyrgyz Republic: Program Cross Exchange Rates and Gold Price

Abbreviation	Currency Name	Currency/US\$	US\$/Currency
AUD	Australian Dollar	0.9971	1.0029
CAD	Canadian Dollar	1.0098	0.9903
CNY	Chinese Yuan	6.6387	0.1506
JPY	Japanese Yen	83.0287	0.0120
KZT	Kazakh Tenge	147.4129	0.0068
KGS	Kyrgyz Som	47.0992	...
LVL	Latvian Lat	0.5406	1.8500
MYR	Malaysian ringgit	3.1012	0.3225
RUB	Russian Ruble	30.6345	0.0326
CHF	Swiss Franc	0.9635	1.0379
GBP	UK Pound Sterling	0.6487	1.5416
TRY	New Turkish Lira	1.5499	0.6452
SDR	SDR	0.6551	1.5266
BYR	Belarusian Ruble	3011.5757	0.0003
EUR	Euro	0.7622	1.3120
UAH	Ukrainian Hryvnia	7.9783	0.1253
SGD	Singapore Dollar	1.3011	0.7686
CNH	Chinese Yuan	6.5700	0.1522
NOK	Norwegian Crown	5.8218	0.1718
SEK	Swedish Crown	6.7098	0.1490
XAU	Gold (US\$/troy ounce)	1405.5000	...

Table 3. Kyrgyz Republic: Projected Budget Support, PIP, and Amortization

	2013 1/	2014 1/	
	December	March	June
Program grants	114.9	30.2	30.2
Program loans	80.3	0.0	48.4
Public investment program loans	305.0	13.9	102.8
Amortization of public external debt	43.6	9.1	18.2
Interest payments	34.1	8.8	20.9

1/ Cumulative disbursements since the beginning of the year.

Table 4. Kyrgyz Republic: Reporting Requirements/Frequency Under the Arrangement

Reporting Agency	Data	Frequency	Timing
NBKR	Analytical balance sheet of NBKR	Daily	The following working day
NBKR	Monetary surveys of the banking sector and other depository corporations	Monthly	Within 16 days of the end of each month
NBKR	The amount of holdings of treasury bills, treasury bonds and other securities issued by the state government	Monthly	Within 7 days of the end of each month
NBKR	The composition of both its gross and net international reserves in convertible currencies and holdings of monetary gold Net foreign financing flows	Monthly	Within 20 days of the end of each month
NBKR	Nominal exchange rates Foreign exchange interbank market turnover Volume of NBKR foreign exchange sales and purchases in the domestic interbank market and with other parties, on a daily basis Treasury bill yields and the amount of treasury bill sales and redemptions	Weekly	The following working day
NBKR	Indicators of financial soundness of the banking system	Monthly	Within 25 days of the end of each month
MOF NBKR	Disbursements, principal and interest payment (external debt) Contracting and guaranteeing of medium- and long-term external loans Any stock of outstanding arrears on external debt service payments Total amount of outstanding government guarantees and external arrears	Monthly	Within 21 days of the end of each month
Social Fund	Social Fund operations report	Monthly	Within 26 days of the end of each month
MOF	Disbursements and use under the public investment program and budgetary grants	Monthly	Within 30 days of the end of each month
NBKR	Current account and capital account data	Quarterly	Within 90 days of the end of each quarter
NBKR	Foreign trade data	Monthly	Within 30 days of the end of each month
NSC	Consumer Price Index by category	Monthly	Within 15 days of the end of each month
NSC	GDP	Monthly	Within 30 days of the end of each month



KYRGYZ REPUBLIC

SIXTH REVIEW UNDER THE THREE-YEAR ARRANGEMENT UNDER THE EXTENDED CREDIT FACILITY—INFORMATIONAL ANNEX

June 11, 2014

Prepared By

Middle East and Central Asia Department
(In collaboration with other departments)

CONTENTS

RELATIONS WITH THE FUND	2
RELATIONS WITH THE WORLD BANK GROUP	5
RELATIONS WITH THE ASIAN DEVELOPMENT BANK (ADB)	7
RELATIONS WITH THE EUROPEAN BANK FOR RECONSTRUCTION AND DEVELOPMENT (EBRD)	9
TECHNICAL ASSISTANCE PROVIDED BY THE FUND	13
STATISTICAL ISSUES	22

RELATIONS WITH THE FUND

(As of April 30, 2014)

Membership status: Joined: May 08, 1992

Article VIII

General resources account:	SDR million	%Quota
Quota	88.80	100.00
Fund holdings of currency (Exchange Rate)	88.80	100.00
Reserve Tranche Position	0.00	0.01

SDR department:	SDR million	%Allocation
Net cumulative allocation	84.74	100.00
Holdings	120.73	142.47

Outstanding purchases and loans:	SDR million	%Quota
ESF Arrangements	33.30	37.50
RCF Loans	22.20	25.00
ECF Arrangements	73.02	82.23

Latest financial arrangements:

Type	Date of Arrangement	Expiration Date	Amount Approved (SDR Million)	Amount Drawn (SDR Million)
ECF	Jun 20, 2011	Jun 19, 2014	66.60	57.08
ESF	Dec 10, 2008	Jun 09, 2010	66.60	33.30
ECF ^{1/}	Mar 15, 2005	May 31, 2008	17.76	17.76

^{1/} Formerly PRGF.

Projected payments to Fund ^{2/}

(SDR million; based on existing use of resources and present holdings of SDRs):

	Forthcoming				
	2014	2015	2016	2017	2018
Principal	10.21	11.04	14.97	18.27	20.68
Charges/Interest		0.29	0.26	0.22	0.17
Total	10.21	11.33	15.23	18.48	20.84

^{2/} When a member has overdue financial obligations outstanding for more than three months, the amount of such arrears will be shown in this section.

Status of HIPC and MDRI assistance

On November 30, 2011, the Executive Board considered the addition of income and indebtedness criteria for end-2010 to the HIPC Initiative framework, which resulted in the removal of the Kyrgyz Republic from the ring-fenced list of eligible countries.

Safeguards assessments

An update assessment with respect to the new ECF approved by the IMF Board on June 20, 2011 was completed on October 28, 2011. The assessment concluded that the National Bank of the Kyrgyz Republic (NBKR) has established important safeguards in financial reporting, external, and internal audits. While the chairperson is accountable to parliament, governance arrangements need to be strengthened by establishing independent board oversight and more effective reporting by the Audit Committee that became operational following the 2009 assessment. The proposed new Banking Code also presents an opportunity to strengthen institutional autonomy and giving the NBKR sole responsibility for the governance of official foreign exchange reserves. Previous assessments were completed in April 2009, October 2005, and January 2002.

Exchange rate arrangements

The currency of the Kyrgyz Republic has been the som (100 tyyn = 1 som) since May 15, 1993. The de jure exchange rate arrangement is floating arrangement. The NBKR participates and intervenes in the interbank foreign exchange market to limit exchange rate volatility as necessary. The de facto exchange rate arrangement is classified as other managed arrangement. The NBKR publishes daily the exchange rate of the som in terms of the U.S. dollar, which is determined in the interbank foreign exchange market. The official exchange rate of the som against the dollar is calculated as the daily weighted average of the exchange rates used in the purchase and sale transactions of dollars conducted in the foreign exchange market through the Trade Information Electronic System (TIES) of the NBKR for the reporting period from 3:00 pm of the previous trading day to 3:00 pm of the current trading day. The government uses the official exchange rate for budget and tax accounting purposes as well as for all payments between the government and enterprises and other legal entities. The Kyrgyz Republic maintains a multiple currency practice (MCP), which predates the arrangement, arising from the use of the official exchange rate for government transactions. The official rate may differ by more than 2 percent from market rates because it is based on the average transaction weighted rate of the preceding day. In practice, the official and market rates have never differed by more than 2 percent. The new trading software that is currently being tested will enable automatic matching and settlement of transactions and will eliminate the existing segmentation of the foreign exchange market. The software is expected to be rolled out to banks over the next few months and to remove the MCP. Staff does not recommend approval of this MCP.

The Kyrgyz Republic maintains an exchange system that is free of restrictions on the making of payments and transfers for current international transactions, except for the MCP discussed above and exchange restrictions maintained for security reasons relating to the restriction of financial transactions and the freeze of accounts of certain individuals or organizations associated with terrorism pursuant to (i) relevant U.N. Security Council resolutions, and (ii) the list of current terrorist organizations designated by the U.S. Secretary of State. The authorities have notified these measures to the Fund in May 2007.

Article IV consultations

The Kyrgyz Republic is on the 24-month consultation cycle. The 2013 Article IV consultation discussions were held in March-April 2013 and were completed by the Executive Board in June 2013 (see Country Report No. 13/75).

FSAP participation and ROSC assessment

An FSAP update mission in July 2013 reviewed progress since the 2007 assessment, and the Board will consider the Financial System Stability Assessment (FSSA) along with the fifth ECF review in December 2013. A fiscal ROSC mission was held in March 2001 and the ROSC Fiscal Transparency Module was published on March 13, 2002. A data ROSC mission was held in November 2002 and the ROSC Data Module was published in November 2003. A fiscal ROSC reassessment was held in September 2007.

Resident representative

The ninth resident representative of the Fund in the Kyrgyz Republic, Mr. Sobolev, took up his post in Bishkek in November 2013.

RELATIONS WITH THE WORLD BANK GROUP

(As of June 2, 2014)

World Bank Group strategy: The CPS for FY14–17: The joint WB/IFC CPS was reviewed by the Board on July 25, 2013. Its strategic goal is to help reduce extreme poverty and promote shared prosperity through support for improved governance. This governance-oriented approach focuses on three dimensions of the relationship between the state and the citizen, which correspond to three broad areas of engagement—public administration and public service delivery, business environment and investment climate, and the management of natural resources and physical infrastructure. IFC’s primary focus would be the second and potentially the third areas of engagement, contributing to the CPS agenda by promoting private sector development through investment and advisory services that encourage diversification and competitiveness.

Since the Kyrgyz Republic joined the World Bank in 1992, the Bank has approved US\$1.2 billion for International Development Association (IDA)-funded projects and Recipient Executed Trust Funds (RETFs), out of which US\$1 billion has been disbursed. To date, 41 operations for US\$885 million have been completed and closed, and The Kyrgyz Active Portfolio includes 11 IDA projects and 17 RETFs, which include two IDF and one GEF for US\$314 million are ongoing. From 1992 until 2000, the Kyrgyz portfolio had a significant focus on budget support; since 2001, however, there has been a gradual shift toward investment projects till 2010. To achieve macroeconomic stability in the country after political turmoil in April 2010, the Kyrgyz Government requested the Bank to provide budget support. There have been two budget support operations since the July 2010 Donors Conference and the multiyear programmatic budget support program is envisioned till FY17.

IDA financed operations: Under the CPS, the following were delivered in FY14: DPO-1 (US\$25 million equivalent), Central Asia Roads Link Project (US\$45 million equivalent) and the Central Asia South Asia Electricity Transmission and Trade Project (US\$45 million equivalent). The first Development Policy Operation of the multiyear programmatic budget support program became effective on December 6, 2013 and the second Development Policy Operation is under preparation with the Board meeting scheduled on June 10, 2014.

Electricity Supply Accountability and Reliability Improvement Project, Pasture and Livestock Management Improvement Project are scheduled for Board discussion in early FY15.

Trust funds: In addition to the IDA portfolio, the Kyrgyz program includes a significant number of cofinancing and stand-alone trust funds (TFs). Currently, the RETFs Portfolio has a total value of US\$27 million, out of which US\$13 million has been disbursed. Two sectors—Agriculture and Rural Development and Public Sector Management—receive most of the TFs. The largest TFs are the Agricultural Productivity Assistance Project (US\$6.85 million), and Capacity Building in Public Financial Management (US\$7.49 million), Kyrgyz Global Partnership for Education (US\$12.7 million) and Kyrgyz Health Results Based Financing (US\$11 million). TFs are mainly provided to co-finance IDA operations and to support capacity-building activities. The main contributors to the TFs have been the European Union (EU), Switzerland, Russia, and the United Kingdom.

Analytical advisory activities include continuation of programmatic PER and technical assistance (TA) in number of sectors, including mining sector business environment; railways trade link; analytical poverty work; Chamber of Accounts to enhance the public procurement audit methodology; public sector reform roadmap; PSD policy dialogue; agribusiness study; and conflict filter.

IFC program: Since becoming a member of IFC in 1993, the Kyrgyz Republic has received commitments totaling more than US\$113 million from IFC's own funds to finance 33 projects in the financial sector, including banking and microfinance, mining sector, agribusiness, as well as in the pulp and paper sectors. In FY12–14, IFC committed about US\$22 million in 12 projects representing banking, microfinance, and infrastructure sectors. As of December 31, 2013, IFC's committed portfolio stood at US\$30 million, which includes investments in financial markets and manufacturing sectors.

IFC's strategy: IFC's role in the WBG Country partnership Strategy for the Kyrgyz Republic is to support the development and diversification of the private sector, contributing to country's greater competitiveness, and improving employment opportunities. IFC prioritizes activities aimed at improving the investment climate, increasing access to finance and promoting corporate disclosure standards, while at the same time exploring a greater role in energy efficiency and renewable energy and looking for opportunities in the area of PPP jointly with IDA. In the banking sector, IFC aims to increase access to finance for MSMEs by improving regulatory framework, strengthening local financial institutions, expanding microfinance organizations, and providing credit lines for MSME financing to local banks. In the real sector, IFC aims to improve corporate business practices, while looking for emerging opportunities to invest across variety of sectors, particularly in agribusiness, mining, and infrastructure.

IFC advisory programs implemented in the Kyrgyz Republic focus on: i) improving financial markets infrastructure, specifically credit information sharing systems and risk management education; (ii) institutional and capacity building of financial intermediaries; (iii) microfinance and housing microfinance development; (iv) investment climate and tax administration, (v) improving corporate governance in local companies and (vi) designing public-private partnership projects, currently in health and power sectors.

MIGA program: MIGA's current portfolio in the Kyrgyz Republic consists of one project, financed by Austrian and Italian investors, in support of the country's manufacturing and services sector. The outstanding gross exposure from this investment is US\$10.8 million.

ICSID: The Kyrgyz Government lost an ICSID supported lawsuit relating to an expropriated hotel and defaulted on the required payment. In October, the Canadian court approved the confiscation of Kyrgyz holdings on the Toronto Stock Exchange. The Kyrgyz Government has contested this decision.

RELATIONS WITH THE ASIAN DEVELOPMENT BANK (ADB)

(As of May 15, 2014)

The Kyrgyz Republic joined ADB in 1994. ADB approved the new Country Partnership Strategy (CPS) 2013–17 for the Kyrgyz Republic in August 2013. The CPS is aligned with the National Sustainable Development Strategy, 2013–17 approved by the President of the Kyrgyz Republic in January 2013 (NSDP). The overarching goal of the CPS is poverty reduction through inclusive economic growth. The CPS supports the government in addressing key constraints to growth and equitable access to economic opportunities. It focuses on (i) public sector management for private sector development; (ii) transport and logistics; (iii) energy; (iv) education and training; and (v) water supply and sanitation (WSS). ADB has been active in these areas and within each sector will focus more strongly on addressing regional disparities. The Country Operations Business Plan 2014–16 was endorsed by the Board in December 2013.

ADB is one of the major development partners in the country. All assistance provided to the Kyrgyz Republic is from concessional ADB's special fund resources—Asian Development Fund (ADF). The Kyrgyz Republic has been eligible for 50 percent grant and 50 percent ADF loan since 2009. ADB's annual approvals began with US\$40 million in 1994 and reached the peak level of US\$167.8 million in 2010.

Based on the results of the 2012 country performance assessment, the country received an ADF allocation of US\$121.44 million for 2013–14, comprising US\$53.97 million in grants and US\$67.47 million in loans. For 2013, a US\$65 million (US\$32.50 million in loans and US\$32.50 million in grants) regional ADF allocation and cofinancing of US\$60 million from the Eurasian Development Bank are confirmed to finance the Central Asia Regional Economic Cooperation Corridor 3 (Bishkek–Osh Road) Improvement Project, Phase 4. Cofinancing for other projects, especially in energy and transport projects, is actively sought. As of 15 May 2014, the country has received 36 loans worth US\$885.4 million, 19 ADF and one GEF grants worth US\$358.3 million. The Kyrgyz Republic has also received eight grants from Japan Fund for Poverty Reduction (JFPR grants) amounting to US\$8.5 million. ADB is the largest funding agency in the transport and education sectors.

The active ADB portfolio of 13 projects (total net size of US\$526.6million) contained ten ADF loans (total size of US\$285.2 million) and eleven ADF grants (total size of US\$239.9 million) and one JFPR grant for US\$1.5 million.

ADB has also provided 85 technical assistance (TA) projects amounting to US\$48.28 million as of today. ADB also provides TA through the regional technical assistance facility. Among the most recent assistance is technical assistance for developing an e-procurement strategy for the Kyrgyz Republic.

The performance of ADB's portfolio is presently satisfactory with all projects on track. As of 15 May, contract awards and disbursements reached US\$2.90 million and US\$7.21 million (3 percent and 16.3 percent of year's projections), respectively.

The Kyrgyz Republic is a strong advocate for regional economic cooperation, and is an active participant in the Central Asia Regional Economic Cooperation (CAREC) Program. The Kyrgyz Republic has benefited significantly from regional road development. Following CAREC initiatives in key areas approved at sector meetings, the Kyrgyz Republic is taking measures in trade policy and trade facilitation sectors to increase trade and transport flow. The reconstructed roads ensure safer and faster year-round travel to Kazakh, Tajik, and Chinese borders. Investments in energy will expand energy production and distribution. CAREC transport and trade facilitation projects are expected to support the government's goal of developing external trade activities. ADB is also helping to develop procedures and technical tools to enhance land acquisition and resettlement practices to foster more effective infrastructure development in the region.

As of 15 May 2014, cumulative direct value-added official cofinancing for the Kyrgyz Republic since 1997 amounted to US\$116.2 million for ten investment projects and US\$3.1 million for eight technical assistance projects. In November 2013, ADB approved the CAREC Corridor 3 (Bishkek-Osh Road) Improvement Project Phase 4, which is cofinanced by the Eurasian Development Bank (US\$60 million). Cofinancing of energy sector projects with the Eurasian Development Bank and European Bank for Reconstruction and Development in 2014 and 2016 is being discussed.

ADB private sector operations in the Kyrgyz Republic began in 2012 with the signing of a US\$10 million SME loan to the Kyrgyz Investment and Credit Bank. ADB's Trade Finance Program (TFP) fills market gaps in trade finance by providing guarantees and loans through over 200 partner banks in support of trade. TFP has supported US\$13 billion in trade involving over 2,500 small- and medium-sized enterprises. In December 2012, three banks in the Kyrgyz Republic signed TFP agreements including Demir Kyrgyz International Bank, Kyrgyz Investment and Credit CJSC, and RSK Bank OJSC. ADB anticipates transactions to start flowing in 2013.

The Kyrgyz Republic was selected as one of the pilot countries during the February 2003 Rome Conference on Harmonization. Since then key development partners have learned to better coordinate and harmonize procurement procedures, oversee financial management and monitoring, share project implementation units, and conduct joint country portfolio reviews.

ADB cooperates extensively with civil society organizations in the Kyrgyz Republic to strengthen the effectiveness, quality, and sustainability of the services it provides.

RELATIONS WITH THE EUROPEAN BANK FOR RECONSTRUCTION AND DEVELOPMENT (EBRD)

(As of May 1, 2014)

Overview of EBRD activities to date

The Bank has been actively supporting the transition in Kyrgyz Republic since 1995. From 1995 to the end of April 2014, the Bank signed 111 projects accounting for a net cumulative business volume of €455 million. The Bank's portfolio amounted to €221 million in 50 active projects. The current private sector portfolio ratio (as a percentage of the total portfolio) is 78 percent which is well above the Bank's 60 percent mandated ratio. The latest country strategy for the Kyrgyz Republic which sets the key priorities for the Bank's operations was approved in September 2011 and was designed to ensure continued EBRD support for the recovery of the country's economy and sustainable growth after a period of social and political unrest in the recent past. The EBRD's key priorities under the country strategy are supporting local private enterprises, in particular through support for micro-, small-, and medium-sized enterprises (MSMEs), alongside support to strengthen the financial sector and develop critical infrastructure.

Fostering the private sector: The Bank's operations in support of local private enterprises took advantage of the ETC Initiative, which was instrumental in enabling the Bank to deliver a number of small projects with significant transition impact, particularly in the areas of corporate governance and business conduct. Despite challenging economic and political situation in the country the Bank signed four corporate sector projects in 2013 and two more in the first four months of 2014.

- Under the Direct Lending Facility (DLF), in 2013 the Bank financed a local producer of bottled water and soft drinks to support expansion of existing beverage business including diversification into beer production.
- Under the Medium-Sized Co-Financing Facility (MCFF), the Bank supported one of the leading distribution companies of packaged food products and cosmetic goods in the country to support business expansions and servicing new distribution contracts; a local operator of customs warehouse to improve the quality of services offered to its clients; a local dairy that has been modernizing its cheese and butter production to improve quality and increase output of its products that are mainly exported; a local construction material company to modernize its equipment and increase export potential; and a local retail chain to expand its network of shops in Bishkek.
- Small Business Support connects small and medium-sized enterprises to the expertise that can help transform their businesses. Depending on the nature of the company's needs, Small Business Support works either through Business Advisory Services, supporting short-term specific projects with local consultants, or through the Enterprise Growth Programme, using

longer-term projects that help senior managers develop new business skills and make the structural changes their companies need to thrive.

- The Enterprise Growth Programme (EGP) works with international advisers with more than 15 years' experience in a particular industry or field. In visits over the course of 12–18 months, the advisers strive to transfer their know-how to receptive managers. The teaching of international best practices is tailored to the needs of the client, and can cover anything from restructuring, to marketing and design or financial management. EGP has undertaken 50 projects in the Kyrgyz Republic with companies in manufacturing, ICT, tourism, and agriculture. The majority of projects focused on improving marketing and sales, organization, operations, and financial management. The total donor commitment for these projects was approximately €3 million.
- Business Advisory Services helps companies work with qualified local consultants on a range of projects, covering concerns from market research to strategic planning, quality management and certification or energy efficiency and environmental management. These projects are undertaken on a cost-sharing basis. BAS also work with the local consultancy sector, supporting professional capacity building to develop the skills of local consultants to enable them to serve the SME sector on a sustainable basis, and to introduce more sophisticated advisory services in areas such as quality management and energy efficiency. As of 1 May 2014, BAS Kyrgyz Republic has undertaken 774 projects, engaging 278 consultants. More than 70 percent of the enterprises assisted are located outside the main cities. Despite the difficult business climate, turnover increased in nearly 66 percent of BAS beneficiary companies in the year following project completion, while 45 beneficiaries secured external investments, for a total investment of €25 million. BAS Kyrgyz Republic is funded by the Swiss and the U.S. Governments which have contributed €4.5 million and €230,000 consequently.

Strengthening financial institutions: In 2013, the EBRD continued supporting the country's financial institutions. The Bank signed eight new loan agreements with local banks and MFIs in local currency as part of the Bank's Local Currency and Local Capital Market Initiative, a risk-sharing program supported by donor grants to catalyze local currency lending in the early transition countries (ETC). These also included the first ever energy efficiency credit lines provided under the new US\$20 million Kyrgyz Sustainable Energy Efficiency Facility (KyrSEEF) which is an example of an integrated approach combining policy dialogue, financing and TC-supported capacity building at local intermediaries, benefiting from donor-funded investment incentives. KyrSEEF offers to provide financing for small-size energy efficiency improvements in the residential, service, agribusiness, SME, and industry sectors.

The Bank also engaged in policy dialogue on stabilizing the banking sector, strengthening deposit insurance, enhancing the regulation of the microfinance sector, addressing concerns about rapidly rising borrowers' over-indebtedness, supporting development of mobile banking, and improving

financial inclusion. Building on the Memorandum of Understanding signed in the context of the local currency financing program, the Bank commenced work on developing the corporate bond market using a combination of TC and investments supporting the issuance of local currency corporate bonds for the equivalent of US\$2 million by a leading commercial bank, KICB. Technical cooperation projects with the Central Bank and the securities market regulator aimed at improving corporate bond market issuance and disclosure standards and strengthening the regulatory framework for bond issuance and trading. In addition the EBRD acted as an anchor investor having invested about US\$400,000 equivalent for this first issue by KICB. A successful placement of the bond is expected to allow others to replicate this financial instrument and access local currency funds.

Support for critical infrastructure: To build the institutional framework for sustainable operations of municipal services, the Bank strengthened its activities in municipal infrastructure projects and approved a €20 million framework to improve water supply and wastewater treatment supported by co-financing grants from bilateral and multilateral donors. The framework has been almost fully utilized by today.

- Under this framework, the Bank continued implementation of the water rehabilitation projects in Bishkek, Osh, Djalal-abad and Kara-Balta and in 2013 signed new water/wastewater project for Kant. The new loan of €1.5 million is co-financed by €3.6 million capital grant from the Swiss Secretariat for Economic Affairs (SECO) and will be used to finance water network rehabilitation, a metering programme covering the entire city, limited wastewater improvements and operations and maintenance equipment. The capital expenditure grant is required to meet IMF conditions for nonconcessional lending and mitigate affordability constraints. Projects in the water sector enabled the Bank to make progress with water tariff reforms, meeting IFRS accounting standards, and promoting efficiency in the Bishkek water company.
- In 2013 the EBRD provided the first loan of €11 million to finance critical solid waste investments in Bishkek. The loan is co-financed by €3 million capital grant from the Bank's Shareholder Special Fund (SSF) and €8 million from the EU's Investment Facility for Central Asia (IFCA). The project will improve the city's solid waste management, including collection across the city, investment in an urgently needed sanitary landfill, and the closure of the existing dumpsite, which is at the end of its economic life. The project will help optimize solid waste collection including via acquisition of new trucks and containers and is expected to result in an improved level of public service, the introduction of waste recycling and environmental improvements. In addition substantial TC has been mobilized to assist the Bishkek municipality with development and implementation of resettlement and livelihood restoration in connection with the existing landfill.
- The Bank continued implementation of the Bishkek Public Transport project with a tender for purchase about 80 new high- and low-floor trolleybuses completed late in 2012. The first trolleybuses have been already delivered and operate in the city. For all municipal projects gender was taken into consideration with respect to improving equality of access to the new services.

Policy dialogue: EBRD is continuing support to the Business Development and Investment Council, which has been providing local and international business representatives (representing the mining, industry, agro-processing and tourism sectors) with a platform to discuss the main barriers to doing business with top officials of the government.

- The Bank continued to actively engage in policy dialogue with the government and local authorities to promote the further reform agenda in corporate and infrastructure sectors.
- The Bank is providing support to the development of local capital markets through policy dialogue, TC deepening the market, and reducing bank funding mismatches.
- The Bank has been working on developing TC to provide institutional capacity building support to the State Agency for Geology to support mining sector reform.
- The Bank engaged with the government on public procurement improvement under the joint EBRD–UNCITRAL technical cooperation project designed to upgrade public procurement regulation in the CIS to the new UNCITRAL Model Law on Procurement of Goods, Construction, and Services.
- The Bank continues its support for renewable energy development including through TC to the Ministry of Energy and Industry to support the renewable energy framework, and a possible financing of a pilot mini-hydro project(s).
- The Bank has initiated a TC project to assist the NBKR with the review and development of legal and normative framework as well provide training to the key stakeholders in mobile payments area.

TECHNICAL ASSISTANCE PROVIDED BY THE FUND

(February 2003–May 2014)

Dept.	Subject/Identified Need	Timing	Counterpart
FAD	Improving the Effectiveness of the Large Taxpayer Unit	February 24–March 7, 2003	Ministry of Finance
	Treasury Management Information System	July 21–29, 2003	Ministry of Finance
	VAT on agriculture	November 3–11, 2003	Ministry of Finance
	Priorities for Tax Administration Reform	July 22–August 5, 2004	Ministry of Finance
	Supporting Tax Administration Reform and Installing New Expert Advisor	January 16–28, 2006	Prime Minister's Office
	Fiscal ROSC Reassessment (Fiscal Transparency Module)	September 11–25, 2007	Ministry of Finance
	Securing Tax Revenues During the Economic Downturn	March 9–20, 2009	Ministry of Finance
	Strengthening the Link between Fiscal Policy and Budget Preparation	October 12–23, 2009	Ministry of Finance
	Monitoring Expenditure Arrears; Adjusting the New BO-COA	October 20–23, 2009	Ministry of Finance
	IMF peripatetic assignment to support overall LTO (large taxpayer office) enhancement	February 22–March 12, 2010	State Tax Service
	Reviewing Treasury's Work and Advising the Authorities on COA Issues	February 15–18, 2011	Ministry of Finance
	Tax Policy Advice	April 20–May 4, 2011	Ministry of Finance, State Tax Service, and State Customs Service
	Reviewing Progress on COA Work	July 4–7, 2011	Ministry of Finance
	Public Financial Management	August 17–30, 2011	Ministry of Finance

Dept.	Subject/Identified Need	Timing	Counterpart
	Tax Administration Diagnostic Mission (TPA TTF Module 6)	September 16–29, 2011	Ministry of Finance, State Tax Service, and State Customs Service
	Unified Chart of Accounts	November 3–11, 2011	Ministry of Finance
	Public Finance Management	December 8–13, 2011	Ministry of Finance
	Tax Administration Reform	February 27–March 17, 2012	State Tax Service
	Tax Administration Enforcement (Module 6—TPA TTF)	September 14–24, 2012	Ministry of Finance, State Tax Service, and State Customs Service
	Public Finance Management	September 27–October 3, 2012	Ministry of Finance
	Public Finance Management	February 13–25, 2013	Ministry of Finance
	Tax Administration Enforcement (Module 6—TPA TTF)	April 11–24, 2013	Ministry of Finance, State Tax Service, and State Customs Service
	Pilot Mission on Fiscal Safeguards	April 22–24, 2012	Ministry of Finance
	Tax Administration in Transition	April 24–May 7, 2013	Ministry of Finance, State Tax Service, and State Customs Service
	Tax Administration Enforcement (Module 6—TPA TTF)	April 11–24, 2013	Ministry of Finance, State Tax Service, State Customs Service
	Fiscal Safeguards Pilot	April 22–24, 2013	Ministry of Finance
	Public Finance Management	August 13–23, 2013	Ministry of Finance
	Tax Policy	October 24–November 8, 2013	Ministry of Finance

Dept.	Subject/Identified Need	Timing	Counterpart
	Tax Administration Enforcement (Module 6—TPA TTF)	November 19–23, 2013	Ministry of Finance, State Tax Service, State Customs Service
	Tax Administration Enforcement (Module 6—TPA TTF)	January 8–22, 2014	Ministry of Finance, State Tax Service, State Customs Service
	Public Finance Management	May 2–13, 2014	Ministry of Finance
MFD/ MCM	Review of the Capital Adequacy and Dividend Arrangements for the National Bank of the Kyrgyz Republic	August 18–28, 2003	National Bank of the Kyrgyz Republic
	Review of Debt Restructuring Operation and 2003 Financial Reporting	October 28–November 10, 2003	National Bank of the Kyrgyz Republic
	Monetary Operations, Banking System Development, and Central Bank Autonomy	September 13–23, 2004	National Bank of the Kyrgyz Republic
	Review of NBKR Debt Restructuring Arrangements, Options for Deepening Financial Markets and Amendments to the NBKR Law	December 7–18, 2004	National Bank of the Kyrgyz Republic
	Payments System	January 25–February 7, 2005 April 12–25, 2005 October 18–27, 2005 February 20–March 5, 2006 October 16–27, 2006, March 3–17, 2007 December 9–15, 2007 May 19–June 3, 2008	National Bank of the Kyrgyz Republic

Dept.	Subject/Identified Need	Timing	Counterpart
		February 23–March 11, 2009 September 22–October 9, 2009	
	Bank Supervision and Regulation	February 23–March 8, 2005 May 18–28, 2005 July 17–28, 2005 October 02–13, 2005 January 15–26, 2006 February 12–23, 2006 March 20–30, 2006	National Bank of the Kyrgyz Republic
	FSAP update	September 5–15, 2005 October 10–23, 2006	National Bank of the Kyrgyz Republic
	AML/CFT	April 19–25, 2006	National Bank of the Kyrgyz Republic
	Monetary Framework, Operations, and Liquidity Management	June 25–July 15, 2007	National Bank of the Kyrgyz Republic
	Islamic Banking Framework	February 4–12, 2008	National Bank of the Kyrgyz Republic
	Assessment of the Government Primary and Secondary Market Arrangements in the Kyrgyz Republic	May 6–16, 2008	National Bank of the Kyrgyz Republic
	Public Debt Management	July 14–31, 2009	Ministry of Finance and others
	Risk Management within the Islamic Banking Framework	July 6–15, 2009	National Bank of the Kyrgyz Republic

Dept.	Subject/Identified Need	Timing	Counterpart
	Financial Stability Analysis and Stress Testing	March 10–18, 2010	National Bank of the Kyrgyz Republic
	Improving the Bank Resolution Framework	March 31–April 9, 2010	National Bank of the Kyrgyz Republic
	Bank Resolution	May 31–June 3, 2010	National Bank of the Kyrgyz Republic
	Bank Resolution	July 26–August 1, 2010	National Bank of the Kyrgyz Republic
	Bank Resolution	August 10–19, 2010	National Bank of the Kyrgyz Republic
	Reserve Management	January 28–February 9, 2013	National Bank of the Kyrgyz Republic
	Operational Advice on Improving the Monetary Policy Framework	March 22–29, 2012	National Bank of the Kyrgyz Republic
	FSAP Scoping Mission	April 1–5, 2013	National Bank of the Kyrgyz Republic
	FSAP update	July 1–15, 2013	National Bank of the Kyrgyz Republic
	Operational Advice on Improving the Monetary Policy Framework	February 3–14, 2014	National Bank of the Kyrgyz Republic
LEG	Review of Bank Legislation	March 1–4, 2004 April 26–May 6, 2004	National Bank of the Kyrgyz Republic
	Review of Tax Legislation	July 27–August 5, 2004	Ministry of Finance
	Assisting in drafting Tax Code	December 4–10, 2005	Prime Minister's

Dept.	Subject/Identified Need	Timing	Counterpart
			Office
	AML/CFT Follow-up	July 2–6, 2007	National Bank of the Kyrgyz Republic
	AML/CFT Follow-up	September 3–6, 2007	National Bank of the Kyrgyz Republic and State Financial Intelligence Service
	AML/CFT Framework	February 11–15, 2008 March 3–7, 2008	National Bank of the Kyrgyz Republic and State Financial Intelligence Service
	Review of the Draft Tax Code	April 22–30, 2008	Ministry of Finance
	AML/CFT capacity building	March 25–31, 2009	National Bank of the Kyrgyz Republic and State Financial Intelligence Service
	AML/CFT Follow-up	May 18–29, 2009	National Bank of the Kyrgyz Republic and State Financial Intelligence Service
	AML/CFT Follow-up	August 3–14, 2009	National Bank of the Kyrgyz Republic and State Financial Intelligence Service
	AML/CFT follow-up	September 22–25, 2009	State Financial Intelligence Service

Dept.	Subject/Identified Need	Timing	Counterpart
	AML/CFT Follow-up	October 5–16, 2009	National Bank of the Kyrgyz Republic and State Financial Intelligence Service
	AML/CFT Follow-up	January 27–29, 2010	State Financial Intelligence Service
	AML/CFT Follow-up	February 22–March 4, 2010	National Bank of the Kyrgyz Republic and State Financial Intelligence Service
	AML/CFT Follow-up	January 18–20, 2011	National Bank of the Kyrgyz Republic and State Financial Intelligence Service
	Legal Framework for Crisis Management and Bank Resolution	March 9–23, 2011	National Bank of the Kyrgyz Republic, Ministry of Finance, Deposit Protection Agency, Debt Enterprise Bank Resolution Agency, Ministry of Foreign Affairs, and Union of Banks
	Legal Frameworks for Bank Resolution	September 6–16, 2011	National Bank of the Kyrgyz Republic and Debt Enterprise Bank Resolution Agency
	AML/CFT Follow-up	October 17–21, 2011	National Bank of the Kyrgyz Republic, State Financial Intelligence Service,

Dept.	Subject/Identified Need	Timing	Counterpart
			and Public Prosecutor
	Legal Frameworks for Bank Resolution and Central Banking	March 5–15, 2012	National Bank of the Kyrgyz Republic
	Legal Frameworks for Bank Resolution and Central Banking	December 11–20, 2012	National Bank of the Kyrgyz Republic
	AML/CFT Follow-up	February 2013	National Bank of the Kyrgyz Republic, State Financial Intelligence Service, and Public Prosecutor
	AML/CFT Follow-up	February 2014	National Bank of the Kyrgyz Republic, State Financial Intelligence Service, and Public Prosecutor
STA	SDDS Subscription	January 28–February 5, 2004	National Statistical Committee
	Balance of Payments Statistics	March 15–29, 2004	National Bank of the Kyrgyz Republic
	Monetary and Financial Statistics	April 27–May 11, 2004	National Bank of the Kyrgyz Republic
	National Accounts Statistics	November 17–28, 2008	National Statistics Committee
	Government Finance Statistics	November 11–14, 2008	Ministry of Finance

Dept.	Subject/Identified Need	Timing	Counterpart
	National Accounts Statistics	March 1–12, 2010	National Statistics Committee
	Government Finance Statistics	February 13–24, 2012	Ministry of Finance
	Private Sector External Debt Statistics	February 4–15, 2–12	National Statistics Committee and National Bank of the Kyrgyz Republic
	Price Statistics	February 18–March 1, 2013	National Statistics Committee
	Price Statistics	March 31–April 11, 2014	National Statistics Committee

List of Resident Advisors			
MFD	Banking Supervision/Restructuring Advisor	Mr. Svartsman	January 2004–January 2005
MFD	Public Debt Policy and Management	Mr. Azarbayejani	December 2002–December 2004
MCM	Debt Management and Development of Government Securities Management	Mr. Riecke	August 2006–June 2011
MCD	Macroeconomic Analysis and Forecasting	Mr. Petkov	January 2010–January 2011
MCM	Banking Supervision/Restructuring Advisor	Mr. Svartsman	October 2010–April 2013
LEG	Long-Term Banking Advisor	Mr. Zaveckas	August 2012–April 2014
MCM	Banking Supervision/Restructuring Advisor	Mr. Svartsman	July 2013–January 2014

STATISTICAL ISSUES

1. Data provision is adequate for surveillance. The four institutions responsible for collecting, compiling and disseminating macroeconomic statistics—the National Statistics Committee (NSC), the Ministry of Economic Regulation (MER), the Ministry of Finance (MOF), and the National Bank of the Kyrgyz Republic (NBKR)—have legal and institutional environments that support statistical quality, and their respective staff are well-versed in current methodologies.
2. The NSC maintains a comprehensive and regularly updated website with data that largely incorporate international methodological recommendations with adequate coverage and timeliness (<http://www.stat.kg>). In February 2004, the Kyrgyz Republic subscribed to the SDDS.
3. A data ROSC mission in November 2002 concluded that the quality of the macroeconomic statistics had improved significantly in the last few years. The authorities' response to the data ROSC (posted on the IMF website www.imf.org/external/np/rosc) includes an update on the status of implementation of the ROSC recommendations.

National accounts

4. In general, dissemination of national accounts statistics is timely. Technical assistance has been received from the IMF, EUROSTAT, OECD, the World Bank, and bilateral donors. While significant progress has been made in improving the national accounts estimation process, problems persist regarding the quality of the source data, due mainly to excessively tight collection deadlines associated with the release schedule. Efforts are needed to improve the quality of the source data for quarterly GDP estimates. Moreover, while the quarterly GDP estimates are disseminated on a discrete basis for SDDS purposes, these estimates are still derived from cumulative data. Difficulties also remain in properly estimating the degree of underreporting, especially in the private sector. To improve the coverage and reliability of primary data, work has been undertaken to introduce sampling procedures. Improved sampling procedures have been adopted for household surveys and new report forms have been introduced for the enterprise survey. The NSC has established a division of sample surveys, which would assist in improving the sampling techniques.
5. The November 2008 STA mission on national accounts assisted the staff of the National Accounts Division in NCS to produce discrete quarterly GDP estimates at current and constant prices, using both the production and expenditure approaches. The mission made a number of recommendations, including: (a) need to introduce the new establishment surveys; (b) disseminate the industrial production index (IPI) as a chain-linked indices, in line with international standards; (c) investigate the inconsistency between the IPI and the producer price index (PPI); (d) fully computerize the calculation of volume estimates for agriculture in line with international practice; and (e) obtain time series data for loans and deposits of financial institutions.

Price and labor market statistics

6. The concepts and definitions used in the CPI, which has been published since January 1995, are broadly consistent with international standards. The price index covers all urban resident households of all sizes and income levels, but needs to cover rural households, which comprise the majority of the population.
7. The PPI, which has been published since October 1996, is compiled broadly in accordance with international standards, although its coverage needs to be improved. The coverage of the PPI was broadened in May 1997 and is expected to be further expanded in the coming years.
8. Progress has been made in computing unit value indices for imports and exports. Work continues with regard to computation of these indices using a standard index presentation and the development of an export price index. However, problems in customs administration have led to incomplete coverage of trade and the lack of an appropriate valuation system. Moreover, the data processed by customs have suffered due to the use of an outdated computer software system.
9. Problems exist in the compilation of the average wage, especially with respect to the valuation of payments in kind and the coverage of the private sector. Monthly and annual data are not comparable because of different coverage and classifications. These problems extend to employment data as well. The coverage of unemployment includes an estimate of unregistered unemployed.

Government finance statistics

10. The scope of central government statistics falls short of international standards because it excludes data for the Social Fund (these data are published separately). Other limitations involve the discrepancies between the deficit and financing data. While revenue and expenditure data generally accord with the GFSM 1986, there are misclassifications in both categories (for example, some nontax revenues are classified as taxes, and certain expenditure items are misclassified in the budget and treasury accounts). Monthly GFS data are reported to STA for publication in the IFS; the latest data reported for publication in the GFS Yearbook were for 2006 and covered general government and its subsectors; and the data were compiled using the GFSM 2001 analytical framework.
11. The provision of data on public external debt service has improved. Data on actual debt service, guaranteed debt service, outstanding debt, and revised debt projections are provided on a monthly basis. The quality (including timeliness) of external debt data is adequate. The External Debt Division of the ministry of finance is now solely responsible for monitoring external debt, and has benefited from on-site training provided by a Swiss-financed long-term consultant and the computerization of its database.

Monetary and financial statistics (MFS)

12. The 2002 data ROSC mission found that: (a) the residency criterion was not uniformly applied, as the currency denomination was used to classify some transactions with foreign and domestic units; (b) deposits with banks in liquidation were included in broad money; and (c) source data did not provide sufficient information for a more detailed sectoral breakdown (e.g., subsectorization of nonbank institutions as recommended in the MFSM).

13. The April/May 2004 STA mission on MFS found that the NBKR had made substantial progress in implementing ROSC recommendations pertaining to monetary statistics. To address the outstanding issues, the mission further recommended that the NBKR (a) improve the basic source data to allow for proper classification of the transactions with foreign and domestic units; (b) fully implement the MFSM's methodology concerning accrual accounting; (c) exclude deposits with banks in liquidation from monetary aggregates and classify them as restricted deposits; and (d) set up a working group to follow up on consistency between monetary and balance of payments statistics. The mission also recommended expanding the current broad money survey to include the accounts of credit unions and microfinance companies.

14. The new accounting framework for banks implemented in January 2009 revealed some problems in classification of a part of the Social Fund deposits. Efforts are under way to address the consequences of the introduction of the new accounting rules.

15. Monetary data have been reported electronically to STA using Standardized Report Forms (SRFs). STA identified classification issues in the reported SRF data, which were communicated to the authorities. The data will be published in IFS and IFS Monetary and Financial Statistics Supplement as soon as these issues are resolved.

External sector statistics

16. Data on the balance of payments and international investment position are compiled and disseminated on a quarterly basis. The 2002 data ROSC mission noted that the compilation of balance of payments statistics broadly follows the methodology recommended in the BPM5. However, deficiencies remain with respect to data on remittances, trade, services, and foreign direct investment. There is also a need to improve compilation procedures for achieving temporal consistency of data, and investigating and reconciling discrepancies. The March 2004 STA mission on balance of payments statistics noted that while progress had been made in several areas, further improvements were needed in the international transactions reporting system; data sampling methods; and data validation and coverage, particularly on trade, services, private sector external debt, and foreign direct investment.

Kyrgyz Republic: Table of Common Indicators Required for Surveillance
(As of June 2, 2014)

	Date of latest observation	Date received	Frequency of data ⁷	Frequency of reporting ⁷	Frequency of publication ⁷	Memo Items:	
						Data Quality Methodological Soundness ⁸	Data Quality Accuracy and Reliability ⁹
Exchange Rates	6/2/14	6/2/14	D	D	W		
International Reserve Assets and Reserve Liabilities of the Monetary Authorities ¹	5/31/14	6/2/14	M	M	M		
Reserve/Base Money	6/2/14	6/2/14	D	D	M	LO, O, LO, LO	LO, O, O, LO, LO
Broad Money	3/31/14	5/1/14	M	M	M		
Central Bank Balance Sheet	5/31/14	6/2/14	D	D	M		
Consolidated Balance Sheet of the Banking System	3/31/14	5/1/14	M	M	M		
Interest Rates ²	3/31/14	5/1/14	W	W	W		
Consumer Price Index	4/30/14	5/12/14	M	M	M	O, LO, O, O	LO, LO, O, O, O
Revenue, Expenditure, Balance, and Composition of Financing ³ —General Government ⁴	4/30/14	5/30/14	M	M	A	O, LNO, LO, O	LO, O, O, LO, LO
Revenue, Expenditure, Balance, and Composition of Financing ³ —Central Government	4/30/14	5/30/14	M	M	M		
Stocks of Central Government and Central Government-Guaranteed Debt ⁵	12/31/13	3/31/14	Q	Q	Q		
External Current Account Balance	12/31/13	3/31/14	Q	Q	Q	LO, LO, LO, LO	O, LO, LO, LO, LO
Exports and Imports of Goods and Services	12/31/13	3/31/14	Q	Q	Q		
GDP/GNP	4/30/14	5/12/14	M	M	M	O, O, LO, O	LO, LO, LO, O, O
Gross External Debt	12/31/13	3/31/14	Q	Q	A		
International Investment Position ⁶	12/31/13	3/31/14	Q	Q	Q		

¹ Any reserve assets that are pledged or otherwise encumbered should be specified separately. Also, data should comprise short-term liabilities linked to a foreign currency but settled by other means as well as the notional values of financial derivatives to pay and to receive foreign currency, including those linked to a foreign currency but settled by other means.

² Both market-based and officially determined, including discount rates, money market rates, rates on treasury bills, notes, and bonds.

³ Foreign and domestic financing only.

⁴ The general government consists of the central government (budgetary funds, extra budgetary funds, and social security funds) and state and local governments.

⁵ Including currency and maturity composition.

⁶ Includes external gross financial asset and liability positions *vis-à-vis* nonresidents.

⁷ Daily (D), Weekly (W), Monthly (M), Quarterly (Q), Annually (A), Irregular (I), Not Available (NA).

⁸ Reflects the assessment provided in the data ROSC (published in November 2003, and based on the findings of the mission that took place during November 2002) for the dataset corresponding to the variable in each row. The assessment indicates whether international standards concerning concepts and definitions, scope, classification/sectorization, and basis for recording are fully observed (O), largely observed (LO), largely not observed (LNO), or not observed (NO).

⁹ Same as footnote 7, except referring to international standards concerning source data, statistical techniques, assessment and validation of source data, assessment and validation of intermediate data and statistical outputs, and revision studies.



Press Release No.14/309
FOR IMMEDIATE RELEASE
June 26, 2014

International Monetary Fund
Washington, D.C. 20431 USA

IMF Executive Board Completes Sixth Review Under the ECF Arrangement for the Kyrgyz Republic and Approves US\$14.7 Million Disbursement

The Executive Board of the International Monetary Fund (IMF) today completed the sixth and final review of the Kyrgyz Republic's economic performance under the program supported by a three-year, SDR 66.6 million (about US\$106 million at the time of approval) arrangement under the Extended Credit Facility (ECF)¹. The completion of the review enables an immediate disbursement of an amount equivalent to SDR 9.516 million (about US\$14.7 million). The decision was taken without a formal Board meeting.² The ECF arrangement was approved on June 20, 2011 (see [press release 11/245](#)).

The Kyrgyz Republic concluded the ECF arrangement successfully, without delays and with a robust performance. During the program, strong adherence to the authorities' Fund-supported program played a pivotal role in achieving economic recovery and macroeconomic stabilization following the 2010 domestic crisis. Over the past three years, average economic growth was strong and broad-based, supported by a generally stable political environment, a largely favorable external environment and solid credit growth. Inflation has dropped substantially, although underlying inflationary pressures remain. Fiscal adjustment has been commendable and system-wide banking sector indicators are improving. The overall structural reform agenda has also been advancing. In light of the uncertain regional economic outlook, downside risks remain.

Following strong growth in 2013 of 10.5 percent, economic activity moderated to 5.6 percent in March 2014 (year-on-year) and inflation picked up slightly due to the depreciation of the Kyrgyz som in response to pressures on the Russian ruble and the devaluation of the Kazakh tenge. At the end of 2013, a new monetary framework, with the interest rate as an operational target, was adopted, aiming to improve the transmission mechanism of monetary policy. The

¹ The ECF is the IMF's main tool for medium-term financial support to low-income countries. Financing under the ECF currently carries a zero percent interest rate, with a grace period of 5½ years, and a maturity of 10 years (<http://www.imf.org/external/np/exr/facts/ecf.htm>).

² The Executive Board takes decisions without a meeting (based on lapse of time procedures) when it is agreed by the Board that a proposal can be considered without convening formal discussions.

outlook for the remainder of 2014 and beyond remains broadly favorable. Downside risks primarily stem from the slowdown in Russia via remittances and external trade channels, regional uncertainties, and fragmented domestic politics.

Notwithstanding economic progress, challenges remain. To sustain strong growth over the medium term, it is essential to improve the business climate, further strengthen governance and key institutions, implementing expeditiously financial sector reforms and public financial management and tax reforms. Moreover, continued prudent fiscal policy will be essential. Increasing tax revenue to compensate for the loss of revenue from the Manas Transit Center and restructuring expenditures to create fiscal space for pro-poor spending would help put public finances on sound footing. Continued tight monetary policy will be necessary to contain inflationary pressures. While financial indicators remain healthy, the banking sector's legal framework would improve substantially following the adoption of the Banking Code. This would facilitate the development of the financial sector and thereby support strong private sector-led growth. Addressing these challenges would help strengthen the Kyrgyz Republic's resilience to external shocks, reduce aid dependency, preserve debt sustainability, and improve the prospects for stable and sustained economic growth and poverty reduction.