



MALI

POVERTY REDUCTION STRATEGY PAPER—PROGRESS REPORT

June 2014

Poverty Reduction Strategy Papers are prepared by member countries in broad consultation with stakeholders and development partners, including the staffs of the World Bank and the IMF. Updated with annual progress reports, they describe the countries macroeconomic, structural, and social policies in support of growth and poverty reduction, as well as associated external financing needs and major sources of financing. This country document for Mali, dated July 2013, is the authorities' first PRSP Progress Report 2012–17. It is being made available on the IMF website by agreement with the Malian authorities, as a service to users of the IMF website.

Copies of this report are available to the public from

International Monetary Fund • Publication Services
PO Box 92780 • Washington, D.C. 20090
Telephone: (202) 623-7430 • Fax: (202) 623-7201
E-mail: publications@imf.org Web: <http://www.imf.org>
Price: \$18.00 per printed copy

International Monetary Fund
Washington, D.C.

**MINISTRY OF ECONOMY
AND HUMANITARIAN ACTION**

GENERAL SECRETARIAT

PRSP Technical Unit



REPUBLIC OF MALI

Annual Review of the 2012–17 PRGSP (July 4 and 5, 2013)

Implementation Report, 2012

August 2013

Contents

1. State Continuity	9
1.1. An Economic and Social Governance Tool	9
1.2. A Well Developed Monitoring Method: Participatory and Factual.....	10
1.3. An Operating Mechanism	11
Group I: Accelerated and Sustainable Growth	11
Group II: Pro-Poor Growth.....	11
Group IV: Institutional Development and Governance	12
1.4. The Final Report	12
2. Key Prerequisite 1 in the 2012–17 PRGSP: Consolidating Peace and Security	13
2.1. Main Actions Taken In 2012	13
2.2. Budget Execution Status.....	14
2.3. Problems and Constraints.....	14
2.4. Outlook	14
3. Key Prerequisite 2 in the 2012–17 PRGSP: Consolidating the Stability of the Macroeconomic Framework	15
3.1. International Economic Environment.....	15
3.1.1. World GDP growth.....	15
3.1.2. World inflation and prices.....	16
3.2. Mali’s Macroeconomic Position	17
3.2.1. Overall GDP growth	17
3.2.3. Inflation.....	19
3.3. Optimizing Financial Resources by Monitoring the Formulation of the PRGSP Budget Framework	20
3.3.1. State resources.....	20
3.3.2. Government expenditure.....	22
3.3.3. Deficit in 2012	23
3.3.4. Public debt.....	24
3.3.5. Mali’s position with respect to the WAEMU convergence criteria.....	24
3.3.6. External sector.....	26
3.3.7. Monetary sector.....	26
4. Strategic Pillar 1 in the 2012–17 PRGSP: Growth	27
4.1. Rural Development: Agriculture, Livestock Breeding, and Fisheries.....	27
4.1.1. Main actions taken in 2012	27
4.1.2. Evolution of the sectoral indicators	30
4.1.3. Budget execution status	30
4.1.4. Problems and constraints	30
4.1.5. Outlook	31
4.2. Facilities, Transport, and Communications	31
4.2.1. Main actions taken in 2012	31
4.2.3. Budget execution status	36
4.2.4. Problems and constraints	36
4.2.5. Outlook	36
4.3. Mining and Energy	37
4.3.1. Main actions taken in 2012	37
4.3.2. Evolution of the sectoral indicators	40
4.3.3. Budget execution status	41

4.3.4	Problems and constraints	41
4.3.5	Outlook	41
4.4.2	Evolution of the sectoral indicators	48
4.4.3	Budget execution status	49
4.4.4	Problems and constraints	50
4.4.5	Outlook	51
4.5	Culture, Youth, and Sport	54
4.5.1	Main actions taken in 2012	54
4.5.2	Evolution of the sectoral indicators	56
4.5.3	Budget execution status	56
4.5.4	Problems and constraints	56
4.5.5	Outlook	57
5.	Strategic Pillar 2 of the 2012–17 PRGSP: Equitable Access to Quality Social Services ...	58
5.1	Education and Literacy	58
5.1.1	Main actions taken in 2012	58
5.1.2	Evolution of the sectoral indicators	59
5.1.3	Budget execution status	60
5.1.4	Problems and constraints	60
5.1.5	Outlook	61
5.2	Health and Actions to Combat HIV/AIDS	62
5.2.1	Main actions taken in 2012	62
5.2.2	Evolution of the sectoral indicators	63
5.2.3	Budget execution status	66
5.2.4	Problems and constraints	66
5.2.5	Outlook	66
5.3	Humanitarian Actions, Social Welfare, and Solidarity Economy	67
5.3.1	Main actions taken in 2012	67
5.3.2	Evolution of the sectoral indicators	69
5.3.3	Budget execution status	70
5.3.4	Problems and constraints	70
5.3.5	Outlook	71
5.4	Food Security and Nutrition.....	72
5.4.1	Main actions taken in 2012	72
5.4.2	Evolution of the sectoral indicators	73
5.4.3	Budget execution status	74
5.4.4	Problems and constraints	74
5.4.5	Outlook	74
5.5	Water, Environment, Urban Development, and State Lands.....	75
5.5.1	Main actions taken in 2012	75
5.5.2.	Evolution of sectoral indicators	77
5.5.3.	Budget execution status	78
5.5.4.	Problems and constraints	79
5.5.5.	Outlook	80
5.6	Vocational training, Environment,.....	81
5.6.1.	Main actions taken in 2012	81
5.6.2.	Evolution of sectoral indicators	82
5.6.3.	Budget execution status	82
5.6.4.	Problems and constraints	82
5.6.5.	Outlook	82

5.7.	Population and migration	83
5.7.1.	Main actions taken in 2012	83
5.7.2.	Evolution of sectoral indicators	85
5.7.3.	Problems and constraints	85
5.7.4.	Outlook	85
5.8.	Promotion of women and children.....	86
5.8.1.	Main actions taken in 2012	86
5.8.2.	Evolution of sectoral indicators	88
5.8.3.	Budget execution status	89
5.8.4.	Problems and constraints	89
5.8.3.	Outlook	89
6.	Strategic pillar 3 of the 2012-2017 PRGSP: Institutional development and governance..	90
6.1.	Implementation of the Institutional Development Program	90
6.1.1.	Main actions taken in 2012	90
	Reorganization of the central government.....	90
6.1.2.	Evolution of the indicators.....	91
6.1.3.	Budget execution status	91
6.1.4.	Problems and constraints	91
6.1.5.	Outlook	91
6.2.	Decentralization and devolution	91
6.2.1.	Main actions taken in 2012	91
6.2.2.	Evolution of the indicators.....	98
6.2.3.	Budget execution status	98
6.2.4.	Problems and constraints	98
6.2.5.	Outlook	99
6.3.	Public finance management	102
6.3.1.	Main actions taken in 2012	102
6.3.2.	Evolution of the indicators.....	103
6.3.3.	Budget execution status	103
6.3.4.	Problems and constraints	103
6.3.5.	Outlook	104
6.4.	Justice and anti-corruption actions.....	104
6.4.1	Main actions taken in 2012	104
6.4.2.	Evolution of the indicators.....	107
6.4.3.	Budget execution status	107
6.4.4.	Problems and constraints	107
6.4.5.	Outlook	107
6.5.	Aid effectiveness.....	109
6.5.1.	Main actions taken in 2012	109
6.5.2.	Constraints	109
6.5.3.	Outlook	110
6.6.	International cooperation	110
6.6.1.	Main actions taken in 2012	110
6.6.2.	Evolution of the indicators.....	112
6.6.3.	Budget execution status	112
6.7.	African integration	112
6.7.1.	Main actions taken in 2012	112
6.7.2.	Evolution of the indicators.....	113
6.7.3.	Budget execution status	113

6.7.4. Problems and constraints	113
6.7.5. Outlook	113
ANNEX: Macromanagement Matrix	115
<i>MACROMANAGEMENT MATRIX 2012-2017 PRGSP</i>	116

Acronyms and Abbreviations

ABN	Niger Basin Authority
ACI	Real Property Conveyances Agency
ACP	African, Caribbean, and Pacific
ADB	African Development Bank
AGETIC	Information and Communication Technologies Agency
AGEROUTE	Road Works Implementation and Maintenance Agency
AIDS	Acquired Immune Deficiency Syndrome
AMADER	Malian Agency for the Development of Domestic Energy and Rural Electrification
AMO	Compulsory Health Insurance
ANICT	National Investment Agency of Territorial Communities
ANPE	National Employment Agency
APCMM	Permanent Assembly of Malian Chambers of Trades
APEJ	Youth Employment Promotion Agency
APEX	Export Promotion Agency
API	Investment Promotion Agency
APSPD	Professional Association of Decentralized Financial Systems
ARMDS	Public Procurement and Public Utility Delegations Regulatory Authority
AU	African Union
BRS	Regional Solidarity Bank
BSI	Special Investment Budget
BTP	Construction and public works
CADD	Decentralization and Devolution Support Unit
CAMM-BFK	Balla Fasséké Kouyaté Multimedia Engineering School
CANAM	Health Insurance National Fund
CCOCSAD	Policy Communal Committee for Coordinating and Monitoring Development Actions
CCS/SFD	Control and Surveillance Unit/Decentralized Financial Systems
CED	Education Center for Development
CEDIAM	Malian Industrial and Agricultural Study and Development Center
CFAF	African Financial Community franc
CFCT	Territorial Communities Training Center
CFPA	Vocational and Artisanal Training Center
CGS	School Management Committees
CIGEM	Migration Information and Management Center
CLOCSAD	Local Committee for Steering, Coordinating, and Monitoring Development Actions
CMDT	Malian Textile Development Company
CMSS	Malian Social Security Fund
CNPA	National Handicraft Promotion Center
CNSC	Civil Society National Council
CPA-SFD	Promotion and Support Center - Decentralized Financial System
CPS	Planning and Statistics Unit
CROCSAD	Regional Committee for Steering, Coordinating, and Monitoring Development Actions

CSA	Food Security Commissariat
CSCOM	Community health center
CSO	Civil society organization
CSR	Referral health center
DER	Regional Economic Development
DGAT	General Directorate of Territorial Administration
DGB	General Directorate of the Budget
DGCT	General Directorate of Territorial Communities
DGD	General Directorate of Customs
DGI	General Directorate of Taxes
DGMPDSP	General Directorate of Procurement and Public Utility Delegations
DHD	Sustainable Human Development
DNACPN	National Directorate of Hygiene and Pollution and Nuisance Control
DNAT	National Directorate of Territorial Development
DNCC	National Directorate of Commerce and Competition
DNDC	National Directorate of Lands and the Property Register
DNDS	National Directorate of Social Development
DNE	National Directorate of Employment
DNFP	National Directorate of Vocational Training
DNH	National Directorate of Hydraulics
DNPD	National Directorate of Development Planning
DNPEF	National Directorate of Child and Family Promotion
DNPSES	National Directorate of Social Welfare and the Solidarity Economy
DNTCP	National Directorate of the Treasury and Public Accounting
DRH	Directorate of Human Resources
DTCP	Diphtheria, tetanus, whooping cough, and polio
EAC	Survey of Current Economic Situation in Agriculture
ECOWAS	Economic Community of West African States
EDF	European Development Fund
EEC	European Economic Community
EITI	Extractive Industries Transparency Initiative
EMACI	Malian Warehouses in Côte d'Ivoire
EMAGHA	Malian Warehouses in Ghana
EMAGUI	Malian Warehouses in Guinea
EMAMAU	Malian Warehouses in Mauritania
EMASE	Malian Warehouses in Senegal
EMATO	Malian Warehouses in Togo
EPA	Economic Partnership Agreement
PEPM	Modern Water Point Equivalents
ESIA	Environmental and Social Impact Assessment
EWS	Early Warning System
FAO	Food and Agriculture Organization
FNACT	National Fund for Support to Territorial Communities
GCNM	National Consultative Group for Microfinance in Mali
GDP	Gross Domestic Product
GERME	Manage Your Enterprise Better
GoM	Government of Mali
HCR	High Commissioner for Refugees
HIPC	Heavily indebted poor countries

HIV	Human immunodeficiency virus
ICTs	Information and communication technologies
IFM	Teacher Training Institute
IGA	Income-generating activity
IMAFER	Malian Iron Industry
IMF	International Monetary Fund
INPS	National Social Welfare Institute
INSTAT	National Statistics Institute
MATCL	Ministry of Territorial Administration and Local Communities
MATDAT	Ministry of Territorial Administration, Decentralization, and Territorial Development
MDGs	Millennium Development Goals
MEAPLN	Ministry of Education, Literacy, and Promotion of National Languages
MEFB	Ministry of Economy, Finance, and Budget
MEFP	Ministry of Employment and Vocational Training
MV	Measles vaccine
MTFP	Ministry of Labor and Civil Service
MTEF	Medium-Term Expenditure Framework
NINA	National identification number
NGO	Nongovernmental organization
OECD	Organization for Economic Cooperation and Development
ODHD	Sustainable Human Development Observatory
OGD	Delegated managing body
OHVN	Upper Niger Valley Office
OISE	Electronic monitoring/assessment tool
OMATHO	Malian Tourism and Hotel Organization
PACD	Support to Retailers Project
PACT	Program in Support of Territorial Communities
PADEPECHE	Program in Support of Fisheries Development
PAGAM/GFP	Government Action Plan to Improve and Modernize Public Financial Management
PAPESPRIM	Program in Support of Employment Promotion in the Malian Private Sector
PARADDER	Program in Support of Administrative Reform, Decentralization, and Regional Economic Development
PDDSS	10-Year Health and Social Development Plan
PDI	Institutional Development Program
PDREGDE	Program for the Development of Water Resources and for Sustainable Development of the Ecosystems in the Niger Basin
PDSA	Program for Development of the Arts and Crafts Sector
PEFA	Public Expenditure and Financial Accountability
PEJ	Youth Employment Program
PGIRE	Integrated Water Resource Management Program
PNACT	National Program in Support of Territorial Communities
PNE	National Employment Policy
PNG	National Gender Policy
PPVA	Program for the Promotion and Development of Arts and Crafts in Mali
PRED	Plan for the Sustainable Recovery of Mali
PREGOT	Program to Strengthen Governance and Transparency
PRGSP	Poverty Reduction and Growth Strategy Paper
PRODEFA	Project in Support of Aquaculture Subsector Development

PRODEFPE	Vocational Training for Employment Development Program
PRODEJ	Justice Development Program
PRODESS	Health and Social Development Program
PROSEA	Water and Hygiene Sectoral Program
PRSP	Poverty Reduction Strategy Paper
RAMED	Medical Assistance System
RAVEC	Administrative Survey for Civil Status Purposes
REACH	Renewing Efforts to Combat Child Malnutrition
SCAP	Joint Country Assistance Strategy
SDR	Rural Development Sector
SDU	Urban Development Plan
SEEUDE	Water, Environment, Urban Development, and State Lands Sector
SFD	Decentralized financial systems
SICAETIP	Industry, Commerce, Arts and Crafts, Employment, and Private Investment Promotion Sector
SIE	State Intervention Stock
SMEs/SMIs	Small and medium-sized enterprises/Small and medium-sized industries
SNS	National Security Stock
SOMAPEP	Malian Drinking Water Asset Company
SOTELMA	Malian Telecommunications Company
SRAT	Regional Territorial Development Plan
SSDSPF	Health, Social Development, and Family Promotion Sector
STDs	Sexually transmitted diseases
TC	Territorial community
TOFE	Fiscal reporting table
TOKTEN	Transfer of Knowledge Through Expatriate Nationals
TFPs	Technical and financial partners
TRIE	Interstate Transit System
UN	United Nations
UNESCO	United Nations Educational, Scientific, and Cultural Organization
UNICEF	United Nations Children's Fund
VAT	Value added tax
WADB	West African Development Bank
WAEMU	West African Economic and Monetary Union
WHO	World Health Organization
WTO	World Trade Organization

1. STATE CONTINUITY

Until early 2012, Mali was a shining example of democracy, going about its business in peace, stability, and security.

That happy reality was shattered as of January 17, 2012, with the re-emergence, in northern Mali, of an intra-national conflict that had been simmering for several decades without any potential for identification of the political, administrative, or economic means to initiate a definitive reconciliation.

A path was thus opened toward war and exogenous occupation, with the materialization of a threat that had been in the offing since the evolution of the situation in Libya.

The impact of those violent developments quickly spread throughout the country, leading to a coup d'état on March 22, 2012, by a military junta.

The situation has gradually returned to normal. Notwithstanding, the dramatic political and security crisis created an economic crisis and the suspension of public international cooperation. This, to say that the Review of the 2012–17 PRGSP covering 2012 could not be more unique, in that:

- Many projects and programs could not be implemented as planned; and
- The authorities nevertheless managed to do much with limited means, which, it must be stressed, came from almost solely domestic sources. The Malian state continued to function, even if at great sacrifice, virtually without foreign assistance, apart from that of a humanitarian nature.

In that turbulent environment, “the Administration stayed the course,” ensuring the continuity of the state and of the civil service for the bulk of the population, in particular basic social services, purely by garnering its own domestic resources and those of the technical and financial partners (TFPs) or nongovernmental organizations (NGOs) that had more or less maintained their humanitarian assistance.

For a long time, reviews of the PRGSP have been perceived as a tool for dialogue between the government of Mali (GoM) and its TFPs. To be sure, that dimension is important; but the review is, first and foremost, an “annual accounting” to the Malian people for the action taken by their government in the interests of all.

1.1 An Economic and Social Governance Tool

After the failure of the implementation of structural adjustment programs recommended by the World Bank and the International Monetary Fund (IMF) in the early 1980s, the latter institutions introduced, in 1999, the Heavily Indebted Poor Countries (HIPC) Initiative and then asked each of the affected countries to prepare a Poverty Reduction Strategy Paper (PRSP).

Mali thus formulated a PRSP covering the period 2002–06, based on a number of key papers:

- *Etude Nationale Prospective Mali 2025* (National Study on Mali’s Outlook to 2025)¹, published in 1999;

¹ Office of the President of the Republic of Mali, *Etude Nationale Prospective Mali 2025*, Bamako, Office of the President, June 1999, 297 pp.

- *Stratégie Nationale de Lutte contre la Pauvreté* (A National Poverty Reduction Strategy—*SNLP*), formulated for the period 1998–02² and then converted, in 2000, into an Interim PRSP; and
- Sectoral policy papers.

The 2002–06 PRSP was quickly established as the single reference framework for Mali’s medium-term development policies and strategies. It also represents the principal framework document for TFPs, particularly in their budget support activities.

As a result of the sound performances achieved, the exercise was continued, with the preparation of the *Poverty Reduction and Growth Strategy Paper* (2007–11 PRGSP). This was subsequently extended, in the form of the 2012–17 PRGSP.

1.2 A Well Developed Monitoring Method: Participatory and Factual

On December 6 and 7, 2010, the drafting process to produce the 2012–17 PRGSP was launched at a workshop held in Bamako and chaired by the Minister of Economy and Finance.

For two days, deliberations were held among some 200 persons covering Mali’s various socioeconomic interests, representing:

- The GoM and its TFPs;
- Devolved or decentralized central government departments; and
- Civil society organizations (CSOs) and private sector bodies from all regions of the country.

The aim was to:

- Demonstrate formally and publicly the Malian government’s will to pursue its poverty reduction and growth policy (also called redistributive growth or pro-poor growth) and to continue engaging in all of its actions with reference to a coherent framework;
- Demonstrate formally and publicly the will of the Malian government’s TFPs to support the government in this regard in compliance with reciprocal commitments, especially those concerning the Millennium Development Goals (MDGs); and
- Begin discussions on:
 - The goals to be attributed, in the 2012–17 PRGSP, to the political and administrative authorities and to the various socioeconomic players; and
 - The means of achieving those goals.

The participatory method has been used repeatedly up to the regional level through “decentralized workshops.” Promoted for the PRGSP’s drafting, this method has remained in place and can still be found in the process of monitoring the PRGSP’s implementation, that is, the Reviews.

The specific issue of monitoring the PRED

The international community has shown great interest in action to restore the institutional and physical structures damaged by the events of 2012, formally promising on May 15, 2012, to support the Plan for the Sustainable Recovery of Mali (PRED).

The PRED was drafted by the same technical teams that had worked on preparing the 2012–17 PRGSP. Those teams made every effort to maintain the participatory spirit that had always guided their approach. Involved as far as possible in the preparatory work were ministerial departments, the private sector, civil society, and the diaspora.

² In the preparation of the SNLP, account was taken of the medium-term poverty reduction objectives. Its implementation was interrupted by the HIPC Initiative (1999).

The concern was to avoid marginalizing the medium-term problems by allowing them to be forgotten under the pressure of urgent needs, however crucial the latter.

The “monitoring” of the PRED follows the same approach as that applied to the various strategies, plans, and programs under way in Mali.

In the case of agriculture and education (to give only two examples), as well as of the MDGs, specific procedures are in place for monitoring the implementation of pertinent strategies, plans, and programs. Nevertheless, the work done in these sectors has been similar to that done in all the other sectors and thus part of the overall monitoring thrust.

In other words, whereas some specific tools need to be designed for monitoring the PRED, the approach particular to the PRED must be linked to the overall approach. This is the only way to avoid inconsistencies and waste, and to place responses to immediate and urgent needs in a process where medium-term goals are kept in sight.

1.3 An Operating Mechanism³

For the technical preparation of this Review of the 2012–17 PRGSP, covering 2012, four working groups, each comprising about 30 participants, were established. Each of these groups had the option to split into subgroups for going deeper into the principal topic assigned to it, and, if needed, to seek specific additional competences.

Group I: Accelerated and Sustainable Growth

Task: To produce a paper on implementation of the PRGSP in 2012, identifying the problems and constraints as regards sustainable economic growth and highlighting the outlook in relation to the 2013–14 PRED and the Post 2015 Development Agenda:

- Analysis of the macroeconomic and fiscal position (real, monetary, and financial sectors);
- Analysis of the diversification of the sources of growth (processing, marketing);
- Support for the private sector and the industrialization process;
- Development of productive infrastructures;
- Fiscal monitoring (government budget, general fiscal support);
- Gender and economic power;
- Monitoring of the effectiveness of official development assistance;
- Follow-up of past recommendations;
- Outlook for achievement of the pertinent MDGs;
- Provision of data for the Macromanagement Matrix.

Group II: Pro-Poor Growth

Task: To produce a paper on implementation of the PRGSP in 2012, identifying the problems and constraints as regards redistribution and highlighting the outlook in relation to the 2013–14 PRED and the Post 2015 Development Agenda:

- Vulnerability of the population to economic shocks;
- Instability of agricultural sector performances;
- Access to credit and to investment;
- Job creation and income-generating activities (IGAs);

³ Decree 09-171/PM-RM of April 23, 2009, establishing the Institutional Mechanisms of the PRGSP, the MDGs, and the Follow-up of the Findings and Recommendations of the 6th Round Table Conference of Mali’s Donors and Lenders.

- Availability of modern infrastructures for the people;
- Strengthening of the regional approach;
- Cultural heritage and challenge of youth;
- Consideration of the demographic variable;
- Gender and equity;
- Actions for sustainable land conservation and management;
- Follow-up of past recommendations;
- Outlook for achievement of the pertinent MDGs;
- Provision of data for the Macromanagement Matrix.

Group III: Access to Quality Social Services

Task: To produce a paper on implementation of the PRGSP in 2012, identifying the problems and constraints as regards strengthening the long-term bases of development and highlighting the outlook in relation to the 2013–14 PRED and the Post 2015 Development Agenda:

- Coverage and quality of access to basic social services (education, health, social security, land, vocational training, water and sanitation, etc.);
- Fertility control and management of migratory flows;
- Status of budget execution in the social sectors;
- Establishment of social safety net and money transfer programs;
- Reduction of food and nutritional insecurity;
- Promotion of the socioeconomic status of women;
- Environmental protection and natural resource management;
- Follow-up of past recommendations;
- Outlook for achievement of the pertinent MDGs;
- Provision of data for the Macromanagement Matrix.

Group IV: Institutional Development and Governance

Task: To produce a paper on implementation of the PRGSP in 2012, identifying the problems and constraints as regards institutional development and good governance, in particular continuous actions for conflict prevention and management (peace and security), and highlighting the outlook in relation to the 2013–14 PRED and the Post 2015 Development Agenda:

- Economic and financial governance (combating corruption, improving the business climate);
- Local and regional development (decentralization, devolution);
- Status of budget execution in the pertinent sectors;
- Strengthening the monitoring/assessment of the PRGSP and of the National Statistics System (SSN);
- Coordination with the TFPs;
- Enhancement of program quality (PDI);
- Enhancement of partnerships with NGOs (CSOs, private sector bodies, unions);
- Communications for development;
- Reforms to take account of climate change and of the transfer of technologies;
- Monitoring implementation of the Action Plan of the International Conference on Population and Development (PA/CIPD);
- Gender and political power;
- Follow-up of past recommendations;
- Outlook for achievement of the pertinent MDGs;
- Provision of data for the Macromanagement Matrix.

1.4. The Final Report

The review momentum thus led to the following documents:

- The four reports resulting from the work of the groups;

- A summary report on the work of each group;
- The Macromanagement Matrix updated for 2012;
- The Matrix of Recommendations Follow-Up, reiterating the recommendations made during previous reviews, in 2011 and 2012, and examining to what extent the authorities had managed to follow them;
- The overall 2012 report on implementation of the PRGSP (final report).

2. KEY PREREQUISITE 1 IN THE 2012–17 PRGSP: CONSOLIDATING PEACE AND SECURITY

War and violence are everywhere proving to be sources of the worst deprivations and of poverty. Accordingly, the “Maintenance of Peace and Security” is a key prerequisite for economic governance, as stressed in a sadly prophetic way in the 2012–17 PRGSP.

2.1 Main Actions Taken In 2012

2.1.1 Security

- Strengthening of the Police, Gendarmerie, National Guard, and Civil Protection units, through the procurement of communications equipment, law enforcement materials, effects, and uniforms;
- Performance of law enforcement operations during political, sporting, school, touristic, and recreational events;
- Protection of buildings and mining sites;
- Judicial Police and Administrative Police missions;
- Escort missions on all the major highways, river routes, and railways;
- Passenger control and surveillance of airport facilities by the Police and the National Gendarmerie;
- Actions by the Police, Central Narcotics Office, and Gendarmerie to combat drug trafficking;
- Campaigns by the Central Narcotics Office to raise awareness against the use of narcotics.

2.1.2 Diplomatic actions

- Mali’s participation in the work of the Security Council in New York for the adoption of Resolutions 2071 of October 12, 2012 and 2085 of December 20, 2012, authorizing the deployment of the International Support Mission for Mali (MISMA);
- Mali’s participation in the statutory meetings of subregional and international organizations;
- Mali’s participation in the following meetings:
 - 1st meeting of the Support and Monitoring Group on the Situation in Mali, held in Abidjan on September 21, 2012;
 - High-level meeting on the Sahel, held in New York on September 26, 2012;
 - 2nd meeting of the Support and Monitoring Group on the Situation in Mali, held in Bamako on October 19, 2012;
 - Meeting of the Peace and Security Council of the African Union (AU) on ending Mali’s suspension, held in Addis Ababa on October 24, 2012;
 - Meeting of the Peace and Mediation Commission of the Economic Community of West African States (ECOWAS), held in Abuja on November 11, 2012; and
 - 39th Session of the Council of Foreign Ministers, November 15-17, 2012, in Djibouti.

2.1.3 Actions of territorial communities (TCs) in favor of peace

- Organization of a national forum by associations of local authorities through the Association of Malian Municipalities (AMM), November 5-7, 2012, on the role and place of TCs in crisis management and resolution.
This forum was aimed at:
 - Repositioning local authorities as first-tier crisis managers; and

- Identifying policy guidelines for revival of the decentralization reform through the formulation of concrete proposals, recommendations, and supporting measures for the effectiveness of full and immediate decentralization as one of the responses for crisis resolution.

2.1.4 Civil protection

- Drafting and validation of the National Risk and Disaster Management Strategy;
- Actions to raise awareness in favor of the wearing of helmets and seat belts, not using a telephone while driving, and driving tests for motorbike users;
- Civil protection advisory and/or control and verification missions prior to the allocation of land or facilities for factories, gas stations, and buildings for public use;
- Reducing intervention wait-times through the creation of Regional Civil Protection Directorates (DRPCs) and emergency centers and desks;
- Improvement of the coverage of the country in civil protection units through the creation of an emergency center in Konobougou and an emergency desk in Bougouni;
- Provision of facilities for Malians repatriated from Spain, Libya, Morocco, and Switzerland;
- First aid for victims of road accidents, losses, and disasters.

2.2 Budget Execution Status

The financing received totaled CFAF 18,861 million, compared with CFAF 16,829 million in 2011 (i.e., an increase of CFAF 2,032 million or 12.07 percent).

This situation resulted from the maintenance of appropriations and the fact that the subsector was beefed up to deal with its missions of securing property and persons throughout the national territory.

The cumulative disbursement was CFAF 15,542 million, compared with CFAF 13,294 million in 2011. The overall disbursement rate was 82.40 percent in that period of war and insecurity, compared with 88 percent in normal times.

2.3 Problems and Constraints

- Lack of consistency between the Department's security policy and its actual implementation;
- Inadequacy of human resources;
- Inadequacy of equipment and appropriations to cover the costs of passports with security features and national identity cards.

2.4 Outlook

In the short term

- Construction of housing, DRPC units, a principal infirmary at the General Directorate of Civil Protection (DGPC), four territorial brigades, and platoon offices;
- Systematic organization of inspection missions;
- Purchases of equipment (rolling stock, communications, horses, fishing vessels);
- Upgrading and enclosure of the Markala squadron at the Gendarmerie Barracks on Papaka Road in Kayes;
- Establishment of security units (legions, groups, squadrons, territorial brigades, companies, commissariats, platoons, and security desks);
- Organization of patrols throughout the national territory;
- Strengthening of the mechanism for control of light small arms through a considerable heightening of citizens' awareness of the risks of carrying arms illegally;

- Promotion of community consultations at the local and national levels through the development and implementation of endogenous mechanisms for conflict prevention, resolution, and management and for addressing security issues;
- Involvement of the TCs and strengthening of their role in actions to enhance security and support the defense and security reform.

In the medium and long terms

- Continuation of the fabrication of national or consular identity cards and passports;
- Continuation of the organization of meetings to heighten risk awareness;
- Continuation of the organization of world civil protection days;
- Assistance to refugees;
- Assistance to population groups suffering from losses and disasters;
- Strengthening the control and verification of security measures in buildings used by the public and classified facilities;
- Increased international cooperation in combating terrorism and cross-border crime.

3. KEY PREREQUISITE 2 IN THE 2012–17 PRGSP: CONSOLIDATING THE STABILITY OF THE MACROECONOMIC FRAMEWORK

3.1 International Economic Environment

3.1.1 World GDP growth

In 2012 there was a slowdown in global economic activity, with the world GDP growth rate falling from 3.9 percent in 2011 to 3.2 percent in 2012. Most regions in the world were affected by the uncertainties caused by the worsening of the sovereign debt crisis, the consequences of the stringent fiscal policies implemented by numerous developed countries with the aim of reducing public deficits, and the slowdown in global trade.

According to IMF economic forecasts (April 2013), world GDP was expected to grow by 3.3 percent in 2013. That growth would continue to be driven by the emerging and developing countries.

In the advanced countries

In 2012 the rate of production growth remained stable at its 2011 level, that is, 1.2 percent. Growth rates in the United States, the Euro Area, and Japan were 2.2 percent, -0.6 percent, and 2.0 percent respectively in 2012 (compared with 1.8 percent, 1.4 percent, and -0.6 percent in 2011).

In the emerging and developing countries

The growth rate was 5.1 percent in 2012 (6.4 percent in 2011). In the Asian region, growth reached 6.6 percent in 2012 (8.1 percent in 2011). The economies of the Latin American and Caribbean countries weakened, their growth rate falling to 3.0 percent in 2012 (4.6 percent in 2011), mainly owing to the decline of the Brazilian economy, which recorded a growth rate of 0.9 percent in 2012 (2.7 percent in 2011).

In sub-Saharan Africa

The growth rate dropped slightly in 2012 to 4.8 percent (5.3 percent in 2011), this being attributable to the uptick in commodity prices.

In the West African Economic and Monetary Union (WAEMU) area

The growth rate was 5.8 percent in 2012 (0.6 percent in 2011). This improvement is linked to the implementation of major development and private investment projects.

3.1.2 World inflation and prices

3.1.2.1 Inflation

The world inflation rate remained under control, especially in the emerging and developing countries. It stood at 3.1 percent in 2012, reflecting the downward trend in raw material prices. In the major advanced countries, domestic inflationary pressures, measured by the GDP deflator, were weak.

In the advanced countries

Inflation is estimated at CFAF 2.5 percent in 2012 (2.7 percent in 2011). In the United States and in Japan, it stood, respectively, at 2.1 percent and 0.0 percent in 2012 (3.2 percent and 0.0 percent in 2011).

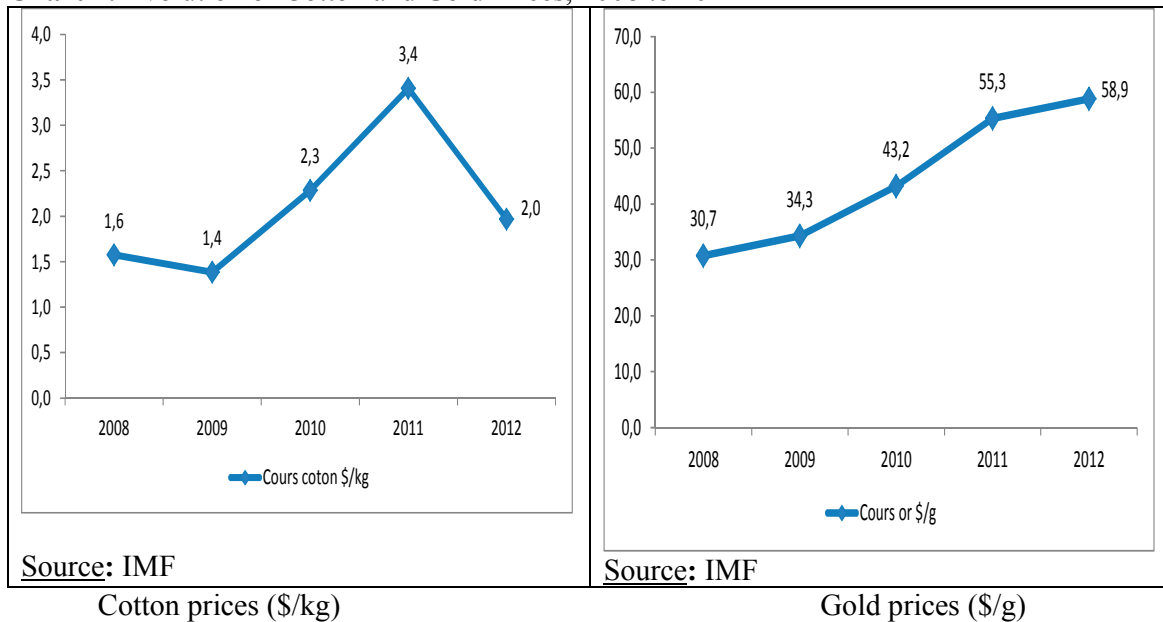
In the WAEMU area

Inflation fell. On average, the WAEMU annual inflation rate settled at 2.3 percent in 2012 (3.9 percent in 2011).

3.1.2.2 World commodity prices

Generally speaking, raw material prices followed a downward trend. However, for some products, the return to higher prices may continue, especially those of gold, oil, and phosphates.

Chart 1: Evolution of Cotton and Gold Prices, 2008 to 2012



Cotton price

After an upward trend in 2011, the price of cotton dropped from \$3.40/kg in 2011 to \$2.00/kg in 2012 (i.e., by 42.2 percent).

Gold price

There was an upward trend in 2012. The annual average price per gram of gold increased from \$55.30 in 2011 to \$58.90 in 2012 (i.e., by 6.4 percent). The average price per gram of gold was \$44.50 over the period 2008–12.

Oil price

The oil price rose slightly in 2012. The rate was \$105/barrel in 2012 (\$104/barrel in 2011), representing an increase of 1.0 percent. The average oil price is estimated at CFAF \$89.40/barrel over the period 2008–12.

3.2 Mali's Macroeconomic Position

3.2.1 Overall GDP growth

Mali's GDP was CFAF 1,741.89 billion in 2012; real growth was thus -1.2 percent, that is, excluding inflation (2.7 percent in 2011). The decline of 3.9 points in growth between 2011 and 2012 was finally stemmed, despite the major shocks that Mali had to face in 2012.

Table 1: Comparison Between PRGSP Forecasts and Actual GDP Growth

	2007–11	2012
PRGSP Forecast	7.0 percent	5.5 percent
Performance	5.0 percent	-1.2 percent

Source: INSTAT

In the Malian economy, GDP growth averaged 5 percent for the five-year period from 2007 to 2011. That growth was driven mainly by the primary sector, which recorded a rate of over 7 percent and an average share in GDP of 2½ percentage points.

The dual security and institutional shock had a negative impact on the entire economy, and more particularly on certain subsectors such as construction and public works (BTP), the hotel industry, and commerce. Accordingly, the GDP growth rate was -1.2 percent in 2012, compared with 2.7 percent in 2011. That decline resulted from the negative contribution of the secondary and tertiary sectors. Indeed, the two latter sectors were the most severely affected by the shocks.

During the first two PRSP generations, Mali was unable to achieve the goals set as regards GDP growth. The main cause of this was the Malian economy's vulnerability to climatic fluctuations and exogenous shocks.

Primary sector

The primary sector grew at a rate of 8.6 percent in 2012, compared with -1.3 percent in 2011. This evolution resulted from the increase in agricultural production (13.9 percent), especially food farming excluding rice (17.9 percent), and the consolidated rice subsector (10.0 percent). The primary sector was thus only slightly affected by the political and security crisis. Only the Gao and Timbuktu regions, which are, moreover, not primarily agricultural, experienced disruptions in their crop year because of population displacements and the late arrival of agricultural inputs.

Livestock breeding and fisheries recorded zero production growth in 2012 by comparison with 2011. In the 2012–17 PRGSP their growth rates had been forecast at 4.4 percent and 3.7 percent respectively.

Secondary sector

After an increase of 8.1 percent in 2011, the growth rate recorded by the secondary sector in 2012 was -5.4 percent. Mainly accounting for this decline were the agri-foods item, beverages-tobacco (-16.0 percent) and BTP (-35.0 percent). This resulted essentially from the stoppage of nearly all major government construction projects following the suspension of cooperation with the TFPs.

Production figures in other manufacturing subsectors and in electricity-water were also negative, at -1.5 percent and -2.0 percent respectively.

The BTP sector normally generates numerous jobs and fosters income distribution to households. In recent years, this sector has been one of the most vibrant in the Malian economy. There has been a huge spillover impact on a number of subsectors, such as:

- Commerce, with the demand for construction materials, most of which are imported;
- Services to enterprises, in particular the activities of engineering consultancies, architecture, and others linked to BTP activities; and
- Local industries engaged in the production of construction materials.

It is also important to note that the negative performances in the secondary sector were mitigated by the positive results of the extractive subsector (9.2 percent) and textile manufacturing (40.0 percent).

Tertiary sector

The tertiary sector recorded growth at a rate of -8.7 percent in 2012, compared with 3.8 percent in 2011. This decline is largely attributable to the “other nonfinancial market services” and “financial services” subsectors, for which the respective rates in 2012 were -40.0 percent and -10.0 percent, compared with 2.0 percent and 3.0 percent in 2011.

In the 2012–17 PRGSP, it was anticipated that the tertiary sector would grow by 4.9 percent in 2012. However, with the crisis, this sector recorded a negative growth rate, excluding transport and telecommunications (0 percent) and commerce (1.0 percent). Indeed, the hotel and catering industries were severely affected because of the extremely small number of visitors. This led to huge losses, in particular the closure of establishments and numerous layoffs.

Domestic demand

In 2012, domestic demand declined generally, falling from its 2011 level mainly as a result of the slowdown in investments. With the crisis, fiscal adjustment ensued, leading to reductions in current and capital expenditure.

Final consumption fell by 1.2 percent in 2012, compared with an increase of 4.0 percent in 2011. This drop can be attributed to the slowdown in the final consumption of households (1.5 percent) and a decline in that of government departments (-10.0 percent). Gross fixed capital formation plunged from 5.6 percent in 2011 to -30.8 percent in 2012, following cuts in public investment (-50.0 percent) and in private investment (-15.0 percent). It should be noted that public (state) expenditure represented nearly 35 percent of domestic demand.

External demand

Imports, for their part, recorded growth of 1.2 percent in 2012, compared with 2.0 percent in 2011, despite the problems faced by the country following the events of March 22, 2012 and the consequences of the increase in the cost of insurance on foreign trade, related to the lowering of Mali’s “country risk” rating by the French foreign trade insurance company (COFACE), from C to D.

Exports, for their part, grew by 12.0 percent in 2012, compared with 3.2 percent in 2011 (i.e., an increase of 8.8 percentage points), because of the continuity of the upward trend in gold production and the results of the positive cotton crop season.

3.2.2 Contributions of the sectors to growth - respective shares in GDP

Contributions of the sectors to growth

Over the period 2007–11, the primary and tertiary sectors contributed almost similarly to growth (2.2 percent and 2.0 percent). However, the tertiary sector's contribution proved more stable than the primary sector's. That of the secondary sector was negative (-0.1 percent).

Table 2: Sectoral Contributions to Real GDP Growth

	2007	2008	2009	2010	2011	2007–11 Average	2012
Primary sector	0.9	4.4	2.0	4.2	-0.5	2.2	3.2
Secondary sector	-1.0	-0.9	0.7	-0.4	1.4	-0.1	-1.0
Tertiary sector	3.8	1.6	1.3	1.7	1.4	2.0	-3.3
Indirect levies	0.6	-0.1	0.4	0.3	0.4	0.3	-0.1
Rate of GDP growth	4.3	5.0	4.5	5.8	2.7	4.4	-1.2

Source: INSTAT Unity: 1 percentage point of the GDP growth rate

The primary sector contributed the most to overall growth in 2012 (3.2 percent), comprising food farming excluding rice (2.6 percent) and rice (0.5 percent). The secondary sector (-1 percent) and the tertiary sector (-3.3 percent) drove growth downward.

Analysis of the structure of GDP

The share of the primary sector remains predominant and rising in the structure of GDP. It increased from 36.9 percent in 2011 to 41 percent in 2012. Those of the secondary and tertiary sectors fell slightly, from 17.9 percent to 17 percent and from 38 percent to 35 percent respectively.

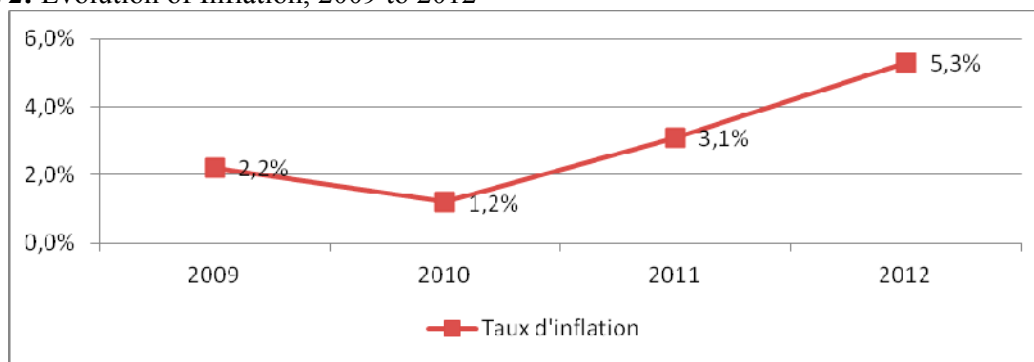
Table 3: Sectoral Evolution in Percentages of GDP, 2007 to 2012

	2007	2008	2009	2010	2011	Average	2012
						(2007–11)	
Primary sector	33.40%	36.10%	36.50%	38.40%	36.90%	36.20%	41%
Secondary sector	20.40%	18.60%	18.40%	17.00%	17.90%	18.50%	17%
Tertiary sector	38.60%	38.40%	38.00%	37.60%	38.00%	38.10%	35%
Indirect levies (minus subsidies)	7.50%	7.00%	7.10%	7.00%	7.20%	7.20%	7%
Total (GDP at market prices)	100%	100%	100%	100%	100%	100%	100%

Source: INSTAT/DNPD

3.2.3 Inflation

Chart 2: Evolution of Inflation, 2009 to 2012



Source: INSTAT/DNPD

Rate of inflation

In 2012, the inflation rate was 5.3 percent, compared with 3.1 percent in 2011. This exceeds the WAEMU community standard (up to 3.0 percent) as well as the target of 2.2 percent established in the 2012–17 PRGSP. Indeed, the items that accounted for this rise in prices in 2012, by share size, were: fish and other dried or smoked products (32.6 percent), unprocessed grains (14.9 percent), fresh fish (14.9 percent), meat (8.8 percent), and milk (8.6 percent). The hikes in the prices of these products resulted from the occupation in the country's northern regions, which have huge potential in livestock and fish, and the low grain yield of the 2011/12 crop season.

It should also be noted that there were moderate hikes in the prices of other products, such as fabrics and clothing (4.9 percent), telephone communications (4.1 percent), and oil products (2.6 percent), linked to the upturn in international prices. By contrast, there was a downturn in the prices of some products, namely, sugar (-9.1 percent) because of state subsidies, fresh vegetables and fruit (-6.6 percent), modern medicine (-1.4 percent), and passenger road transport (-1.4 percent), given the low volume of road traffic related to the insecurity in the north of the country.

3.3 Optimizing Financial Resources by Monitoring the Formulation of the PRGSP Budget Framework

In the 2012 Supplementary Budget adjustments were made to the implementation of the initial 2012 Budget Law, which had been designed to achieve the economic and social development goals stated in the PRGSP as well as the MDGS. The result was a crisis management budget, aimed at alleviating the adverse effects of the suspension of development assistance and the negligible amount of domestic resources raised as a result of the economic contraction.

Once the government could see its way to balancing the budget, it set new priorities for itself and took courageous measures as a consequence to reduce expenditure and hold on to the resources that were under its control.

3.3.1 State resources

The state's financial resources totaled CFAF 925.8 billion in 2012, compared with CFAF 1,060.5 billion in 2011 (i.e., down 13 percent from 2011 and 18 percent from the forecasts in the budget guidelines established in the 2012–17 PRGSP. This decline resulted from the events of 2012 that led to the suspension of financial support from the TFPs, which fell by 93 percent, and from the economic contraction that led to a 3 percent drop in indirect taxes, compared with 2011. Direct taxes, import duty, and nontax revenue recorded a strong improvement (19 percent). The tax burden (14.5 percent) remained below the WAEMU community standard of at least 17 percent.

By comparison with the guidelines, a decline of 18 percent was recorded in overall revenue. Grants and indirect taxes were the most severely affected. An improvement was noted, however, in direct taxes (35 percent) and in VAT (104 percent), by comparison with the forecasts in the PRGSP.

Table 4: Financial Resources from 2007 to 2012 and PRGSP Forecasts/Performances in 2012 (in billions of CFA francs)

milliards de FCFA	2007	2008	2009	2010	2011	MOY	2012*		Variation 2012 par rapport		
	Réalisé	Réalisé	Réalisé	Réalisé	Réalisé	2007-2011	prévision	Réal	2011	prévision 2012	MOY 2007-11
TOTAL Recettes et Dons	768	742	897	940	1060,5	881,5	1132,8	925,8	-13%	-18%	5%
Recettes TOTAL	587	741	897	941	866,6	806,52	972,2	912,8	5%	-6%	12%
• Recettes budgétaires	540	541	653	728	770,5	646,5	894,8	813,3	6%	-9%	21%
- Recettes fiscales	537	519	624	682	734,2	619,24	836,2	758,7	3%	-9%	18%
Impôts directs	107	150	177	205	220,8	171,96	235,5	263,2	19%	12%	35%
Impôts indirects nets	430	392	454	477	513,4	453,28	600,7	495,5	-3%	-18%	9%
Dont TVA	239	201	247	262	310,4	251,88	140,1	286,5	-8%	104%	12%
Dont Taxes sur importations	87	64	90	95	112,1	89,62	204,3	190,5	70%	-7%	53%
- Recettes non fiscales	30	21	29	46	32,9	31,78	58,6	54,7	66%	-7%	42%
• Recettes des fonds spéciaux et budgets annexes	47	67	72	79	96,1	72,22	77,4	99,5	4%	29%	27%
Dons	181	134	172	134	193,9	162,98	160,6	13	-93%	-92%	-1154%

Source : DNTCP

[Column headings:]

2007 - 2008 - 2009 - 2010 - 2011 - AVERAGE - 2012 - Change in 2012 by comparison with Actual - Actual - Actual - Actual - Actual - 2007-11 - Forecast - Actual - 2011 - 2012 Estimate - 2007-11 Average

[Rows in left column:]

TOTAL Revenue and Grants

TOTAL Revenue

* Fiscal revenue

- Tax revenue

Direct taxes

Net indirect taxes

Of which: VAT

Of which: Import duty

- Nontax revenue

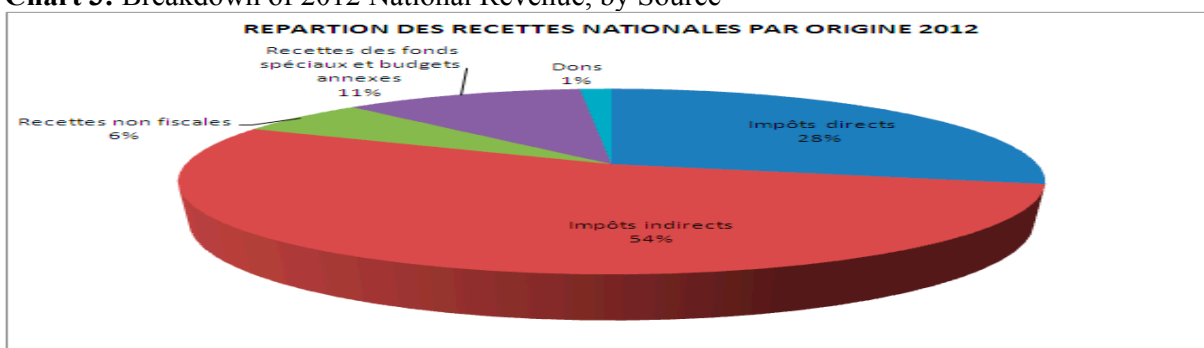
* Revenue from special funds and supplementary budgets

Grants

Source: DNTCP

Compared with the average for 2007–11, total resources increased by 5 percent, and fiscal revenue grew by 21 percent. The increase was particularly marked in the case of import duty (+53 percent), nontax revenue (+42 percent), and direct taxes (+35 percent).

Grants, for their part, were almost nonexistent because of the events of 2012.

Chart 3: Breakdown of 2012 National Revenue, by Source

Nontax revenue (6%) - Revenue from special funds and supplementary budgets (11%) - Grants (1%) - Direct taxes (28%) - Indirect taxes (54%)

In 2012, indirect taxes remained the government's main financial resource (54 percent), followed by direct taxes (28 percent).

3.3.2 Government expenditure

Table 5: Expenditure for 2007–12 (Commitment Basis) and PRGSP Forecasts and Performances (in billions of CFA francs)

milliards de FCFA	2007	2008	2009	2010	2011	2007-2011	2012	Variations			
	Réalisé	Réalisé	Réalisé	Réalisé	Réalisé	moyenne	prévision	Estimé	2011	Moy	Prévision CSRP
Dépenses et Prêts Nets sur la base des engagements	845	828	1016	1061	1247,4	999,48	1349,8	994,5	-20,3%	0%	-26%
Dépenses budgétaires	833	754	925	968	1144,7	924,94	1274,5	888,9	-22%	-4%	-30%
• Dépenses courantes	437	459	549	601	710	551,2	795,7	718,4	1%	30%	-10%
- Personnel	163	186	214	232	265,1	212,02	306,8	291,1	10%	37%	-5%
- Biens et Services	161	165	190	213	232	192,2	259,5	207,8	-10%	8%	-20%
- Transferts et subventions	99	94	130	137	181,4	128,28	204,8	287	58%	124%	40%
• Intérêts dus	14	14	16	19	31,6	18,92	33,6	32,5	3%	72%	-3%
• Dépenses en capital	396	295	376	367	437,9	374,38	478,8	170,5	-61%	-54%	-64%
- Financement extérieur	228	173	224	188	253,9	213,38	298,8	32,1	-87%	-85%	-89%
Emprunts	101	71	104	109	120	101	183,8	22,9	-81%	-77%	-88%
Dons	80	55	74	57	97,1	72,62	85,9	8,6	-91%	-88%	-90%
Appuis budgétaires	47	47	46	22	36,8	39,76	28,3	0,6	-98%	-98%	-98%
- Financement domestique	18	122	152	179	184	131	188,8	138,4	-25%	6%	-27%
Dépenses fonds spéciaux et budgets. Annexes	60	67	72	79	96,1	74,82	77,4	99,5	4%	33%	29%
Prêts Nets	-48	8	19	15	-3	-1,8	-2,1	-2,8	-7%	56%	33%

[Column headings]

2007 - 2008 - 2009 - 2010 - 2011 - 2007–11 - 2012 - Change

Actual - Actual - Actual - Actual - Actual - Average - Forecast - Estimate - 2011 - Average - PRSP Forecast

[Left column]

Expenditure and net lending on a commitment basis

Fiscal expenditure

* Current expenditure

- Personnel

- Goods and services

- Transfers and subsidies

* Interest payable

* Capital expenditure

- External financing

Borrowings

Grants

Budget support

- Domestic financing

Expenditure from special funds and supplementary budgets

Net lending

Source: DNTCP (*The data for 2012 are provisional)

Total expenditure and net lending totaled CFAF 994.5 billion in 2012, compared with CFAF 1,247.4 billion in 2011 (i.e., a decline of 20.3 percent). This level is below the target set in the 2012–17 PRGSP, namely, CFAF 1,349.8 billion.

Fiscal expenditure totaled CFAF 888.9 billion in 2012, compared with CFAF 1,144.7 billion in 2011. This drop of fiscal expenditure can be attributed to that of capital expenditure, in particular project grants and budget support, which fell by 61 percent. Current expenditure stagnated at almost the same level as in 2011 (1 percent) and fell by 10 percent by comparison with the PRSP forecasts.

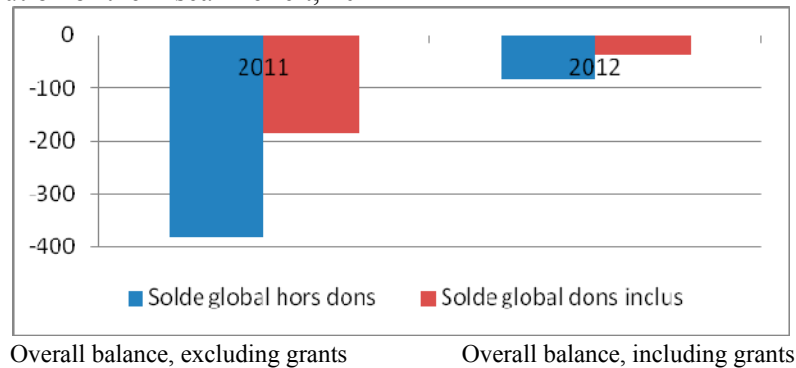
Generally speaking, the government adjusted expenditure, giving priority to wages, the minimum functioning of the Administration, military spending for taking back the north, the financing of basic social services, humanitarian activities, and external debt servicing so as to preserve the state's credibility.

Analysis of financing gaps

Analysis of the evolution of the government budget deficit shows that the latter narrowed as a result of the difficult fiscal choices that the government had to make.

The balance, on a commitment basis and excluding grants, was CFAF -81.7 billion in 2012, compared with CFAF -380.8 billion in 2011. The balance, including grants, was CFAF -68.7 billion in 2012, compared with CFAF -186.9 billion in 2011.

Chart 4: Evolution of the Fiscal Deficit, 2011–12

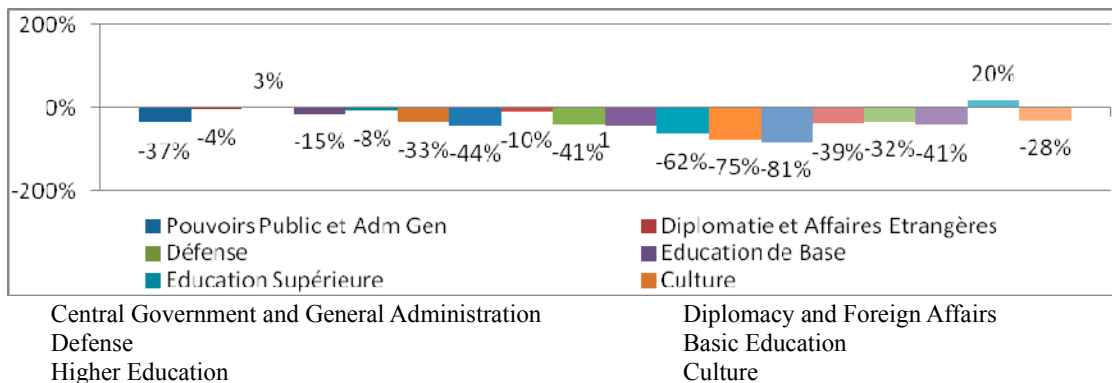


Analysis of the sectoral breakdown of total expenditure

The sectors most severely affected by the reduction of expenditure, compared with 2011, were: transport (-81 percent), urban development (-75 percent), mining and hydraulics (-62 percent), and health (-44 percent). Those whose appropriations, compared with 2011, were only slightly affected were: diplomacy and foreign affairs (-3 percent), higher education (-8 percent), and the social sectors (-10 percent).

Defense and other sectors saw their budget appropriations increased, compared with 2011, by 3 percent and 20 percent respectively. It should be noted that it was capital expenditure that plummeted in the health and education sectors.

Chart 5: Evolution of the Sectoral Breakdown of Expenditure Changes in 2012, Compared with 2011



3.3.3 Deficit in 2012

The primary budget balance was recorded at CFAF -68.7 billion in 2012, compared with CFAF -186.9 billion in 2011. It represented 4.4 percent of GDP in 2012, compared with -0.8 percent in 2011. The deficit, on a commitment basis and excluding grants, narrowed from CFAF -380.8 billion in 2011 to CFAF -81.7 billion in 2012 (i.e., an improvement of CFAF 299.1 billion). This represented -10.1 percent of GDP in 2011, compared with -1.3 percent of GDP in 2012. The deficit, including grants, totaled CFAF -68.7 billion in 2012, compared with CFAF -192.8 billion in 2011. This represented -1.1 percent of GDP in 2012, compared with -5.1 percent of GDP in 2011. Domestic payment arrears totaled CFAF 21.8 billion in 2012, compared with CFAF -8.2 billion in 2011.

Deficit financing in 2012

Net domestic financing fell from CFAF 73.6 billion in 2010 to CFAF 55.9 billion in 2011, compared with CFAF 53.7 billion in 2012, whereas external financing plummeted from CFAF 136.9 billion in 2011 to CFAF 5.8 billion in 2012.

The net position was CFAF 149.5 billion, compared with CFAF 62.9 billion in 2011.

3.3.4 Public debt

As at December 31, 2012, the stock of medium- and long-term public debt was estimated at CFAF 1,545.0 billion. It comprised CFAF 195.0 billion in domestic debt (i.e., 12.6 percent of the total) and CFAF 1,350.0 billion in external debt (i.e., 87.4 percent of the total stock).

1. Domestic public debt

The estimated stock of domestic debt as at December 31, 2012 totaled about CFAF 195.0 billion, composed essentially of the debt outstanding to the banking sector. The outstanding debt pertaining to the consolidation of statutory advances from the Central Bank of West African States (BCEAO) was settled on December 31, 2012.

Domestic debt service as at December 31, 2012, totaled CFAF 34.7 billion, comprising CFAF 20.1 billion in principal and CFAF 14.6 billion in interest.

2. External public debt

As at December 31, 2012, the total stock of medium- and long-term external public debt was estimated at CFAF 1,350.0 billion. This comprised CFAF 1,068.7 billion in multilateral debt (i.e., 79.2 percent of the total) and CFAF 281.3 billion in bilateral debt (i.e., 20.8 percent of the total stock). The estimated external debt service paid as at December 31, 2012, net of relief, totaled CFAF 33.3 billion. This comprised CFAF 21.0 billion in principal and CFAF 12.3 billion in interest.

Net of relief, debt service paid totaled CFAF 26.7 billion, which comprised CFAF 15.4 billion in principal and CFAF 11.3 billion in interest. As at December 31, 2012, Mali had received debt relief under the HIPC Initiative totaling CFAF 6.6 billion, comprising CFAF 5.6 billion in principal and CFAF 1.0 billion in interest.

As at December 31, 2012, Mali's external public debt service arrears stood at CFAF 27.1 billion. The criterion of not accumulating arrears was thus not met. However, the amount in question was well below the ceiling of CFAF 29 billion established in the Memorandum on Economic and Financial Policies upon the conclusion of the program financed under the Rapid Credit Facility (RCF) with the IMF in November 2012.

3.3.5 Mali's position with respect to the WAEMU convergence criteria

In 2012, Mali complied with only one criterion out of eight, that is, one ranked as first-tier and none ranked as second-tier, compared with five in 2011 that had included three ranked as first-tier and

two ranked as second-tier. The key criterion as regards the ratio of the primary budget balance to nominal GDP (-0.4 percent) was not observed in 2012.

Table 6: Position with Reference to the Convergence Criteria for 2011–12

	WAEMU Standard	2010	2011	2012	Convergence Status in 2012
First-tier criteria					
Ratio of the primary budget balance (non-HIPC) to nominal GDP	≥ 0%	-1.2%	-2.1%	-0.4%	Not observed
Average annual inflation rate	≤ 3%	1.2%	3.1%	5.3%	Not observed
Ratio of the public debt stock to nominal GDP	≤ 70%	26.4%	28.6%	29.5%	Observed
Change in domestic and external payment arrears (in billions of CFA francs)	0	0	0	-	Not observed
Second-tier criteria					
Ratio of the wage bill to tax revenue	≤ 35%	33.9%	35.7%	37.8%	Not observed
Ratio of domestically financed investment to tax revenue	≥ 20%	26.3%	25.6%	13.3%	Not observed
Ratio of the current external balance, excluding grants, to nominal GDP	≥ -5%	-9.7%	-11.5%	-4.4%	Not observed
Tax ratio	≥ 17%	14.8%	15.1%	14.6%	Not observed

Sources: INSTAT, DNP, CNPE, BCEAO, and WAEMU

Mali's position as regards the convergence criteria was as follows:

First-tier criteria

- The primary budget balance was estimated at -0.4 percent; the WAEMU community standard of at least 0 percent was thus not observed in 2012;
- The average annual inflation rate rose in 2012 to 5.3 percent, compared with 3.1 percent in 2011. This inflation rate increase in 2012 by comparison with 2011 was related to the occupation in the country's northern regions (which have huge potential for producing livestock and fish) and to the food crisis. A hike in oil product prices was also recorded;
- The stock of domestic arrears has been fully settled since 1999. Since then, the criteria for settlement of the current stock and for the nonaccumulation of further arrears had thus been observed. However, accumulations of arrears were recorded in 2012;
- The ratio of the stock of public debt to nominal GDP was observed and stood at 29.5 percent in 2012, compared with 28.6 percent in 2011.

Second-tier criteria

- The criterion as regards the ratio of the wage bill to tax revenue was not observed in 2012, being recorded at 37.8 percent, compared with a standard of up to 35 percent;
- The ratio of domestically financed public investment to tax revenue stood at 13.3 percent in 2012. The target of at least 20 percent was thus not met;
- The ratio of the current external deficit, excluding grants, to GDP was not observed, being recorded at -4.4 percent in 2012, compared with a community standard of at least -5 percent;
- The tax ratio stood at 14.6 percent in 2012, compared with 15.1 percent in 2011. The community standard of at least 17 percent was thus not reached.

3.3.6 External sector

In 2012, the overall balance of Mali's external payments was CFAF -49.5 billion (estimated), reflecting a decline of CFAF 30.3 billion by comparison with the previous year. This evolution resulted from the drop in the net balance of the capital and financial operations account.

The deficit in current transactions, excluding official transfers, was estimated at CFAF 233.5 billion in 2012, compared with CFAF 393.0 billion a year earlier (i.e., an improvement of CFAF 159.5 billion). For its part, the current balance, including official transfers, was recorded at CFAF -175.0 billion in 2012, by comparison with a deficit of CFAF 312.1 billion in 2011. This evolution was related to an improvement in the balance of trade.

As regards the trade in goods, the balance of trade totaled CFAF 19.3 billion in 2012, compared with CFAF -159.3 billion in 2011, as a result of the faster growth of exports by comparison with imports.

The services balance showed a deficit of CFAF 388.7 billion in 2012, representing a widening by CFAF 50.1 billion, compared with the previous year. For its part, the revenue balance deficit also worsened to CFAF -255.5 billion, compared with a 2011 balance of CFAF -217.9 billion.

The current transfers balance improved from CFAF 403.7 billion in 2011 to CFAF 449.9 billion in 2012. The increase in private transfers partly accounted for this trend, totaling CFAF 391.4 billion in 2012, compared with CFAF 322.7 billion in 2011.

For its part, the surplus balance of the capital and financial operations account fell to CFAF 125.5 billion in 2012, that is, CFAF 205.7 billion less than in 2011. The capital account balance declined to CFAF 49.7 billion in 2012, compared with CFAF 170.3 billion in 2011, because of the curtailment of project grants and of budgetary support to sectors.

The surplus balance of the financial operations account fell to CFAF 75.7 billion in 2012 from CFAF 160.9 billion earlier, thus reflecting the weak growth of foreign direct investment. Indeed, foreign direct investment declined by CFAF 104.2 billion in 2012 to settle at CFAF 156.2 billion, compared with CFAF 260.4 billion in 2011.

3.3.7 Monetary sector

The monetary survey as at end-December 2012 was marked by: (i) an improvement in the net foreign assets (CFAF 2.8 billion or 0.4 percent); (ii) an increase in the stock of domestic credit (+CFAF 216.9 billion or +27.2 percent); and (iii) growth of the money supply (+CFAF 219.7 billion or +14.7 percent).

The net foreign assets of the monetary institutions rose from CFAF 693.9 billion as at end-December 2011 to CFAF 696.7 billion as at end-December 2012 (i.e., by CFAF 2.8 billion). This increase can be attributed to the banks, whose net foreign assets grew by CFAF 45.6 billion, compared with the previous year. The central bank, for its part, posted a reduced external creditor position (CFAF -42.8 billion).

The stock of domestic credit totaled CFAF 1,014.9 billion as at end-December 2012, compared with CFAF 798.0 billion the previous year, reflecting an increase of CFAF 216.9 billion partly related to the growth of credit to the economy.

4. STRATEGIC PILLAR 1 IN THE 2012–17 PRGSP: GROWTH

4.1 Rural Development: Agriculture, Livestock Breeding, and Fisheries

4.1.1 Main actions taken in 2012

The primary sector grew at a rate of 8.6 percent in 2012, compared with -1.3 percent in 2011.

The 2012 growth rate targeted for primary sector production in the 2012–17 PRGSP was 6.3 percent. Despite the crisis, that target was exceeded because of a positive 2012/13 crop year and a satisfactory amount of rainfall. The effect of the crisis on the primary sector was slight. Only the Timbuktu and Gao regions experienced disruptions in their crop year because of population displacements and the late arrival of agricultural inputs. Notwithstanding these disruptions, production in the primary sector grew by 8.6 percent, compared with -1.3 percent in 2011.

This evolution resulted from the increase in agricultural production (13.9 percent), in particular food farming excluding rice (17.9 percent) and the consolidated rice subsector (10.0 percent). The livestock breeding and fisheries subsectors recorded no change in their production in 2012, compared with 2011.

Agriculture

Large-scale actions are being taken by the government and the TFPs to ensure better organization of the grain subsectors. The aims are to achieve the goal of food self-sufficiency (particularly in the case of rice) and to promote exports in the subregion.

Mali has comparative edges in the area of rice production on the WAEMU subregional market, which places it as a potential net exporter in circumstances of normal rainfall patterns. This position can be enhanced by the continuous expansion of cultivated areas, with total or partial control of the water supply and an appreciable increase in yield.

In addition, the government has opted for the promotion and diversification of other crops, such as soya beans, peanuts, sesame seeds, sunflowers, cashew nuts, physic nuts, potatoes, sweet peas, black-eyed peas, fonio grains, mangoes, and gum arabic. Agricultural modernization thus continued in 2012: mechanizing and intensifying production systems (rice, maize, wheat, sorghum/millet, cotton, etc.) and providing vegetable seeds and quality fertilizers, as well as equipment, to producers.

The Hydro-Agricultural Development Program is part of the Government Development Program, covering 103,356 ha, the third of its type following programs with respect to 30,000 ha during the period 1998–02 and 50,000 ha during the period 2003–07. The impact of these arrangements is an increase in cultivated lands and in the annual production of irrigated crops. The cumulative area covered as at December 31, 2012 was 51,923 ha, reflecting a growth rate of 50 percent.

During the past three crop years there was an increase in grain production, related to satisfactory rainfall, low pest pressure, and an appreciable contribution by the artificial rain program (especially in 2010 and 2011). The total grain production for the 2012/13 crop year is estimated at CFAF 6,674,427 metric tons, comprising:

- 1,802,095 metric tons of millet (27 percent);
- 1,935,584 metric tons of rice (29 percent);
- 1,201,397 metric tons of sorghum (18 percent);
- 1,668,607 metric tons of maize (25 percent);
- 21,358 metric tons of fonio (0.32 percent); and
- 40,047 metric tons of wheat (0.60 percent).

Grain production rose by 15 percent compared with the previous crop year (2011/12), during which 5,777,729 metric tons had been obtained.

Livestock breeding

In the area of pasture farming, a satisfactory start of the crop year throughout the country marked 2012. The rains came early in several areas of southern Mali, with good distribution over time and space.

Most of the government and TFP financing that had been supporting projects and programs to develop livestock breeding were suspended following the coup d'état of March 2012. The security situation in northern Mali severely disrupted the traditional systems of livestock breeding, with major displacements of people and animals. Population groups and the subsectors providing supplies to outlying cattle markets keenly felt the impact of this new crisis on the way of life of stockbreeders and farmers.

Although the supply of animal fodder recorded during the year was quite large, some instability, not to say a constant increase, was noted in animal and meat prices in the Bamako district and in the regional capitals.

Despite this rather difficult context, the goals set for the period were achieved. The overall volume of animal production (meat and milk, in particular) increased. Controlled exports of leather and hides reached levels comparable with those of the previous year, with a slight decline recorded in the case of raw hides, given that a large portion of sheep- and goatskins are converted into Wet Blue before export.

The development of the country's potential for milk production was pursued through the creation and outfitting of new milk collection and processing centers.

However, the outlining of a strategy for the development of animal productions to enhance meat exports will be feasible only after the upgrading and installation of abattoirs that conform to international meat production and export standards.

The following actions in the area of livestock breeding in 2012 can be noted as significant:

- Export of 207,266 head of cattle, 358,829 sheep, 34,244 goats, 1,614 horses, 1,190 donkeys, 7,702 camels, 637,362 poultry, and 440 pigs to countries in the subregion of West Africa and the Maghreb;
- Production of:
 - 56,685.025 metric tons of meat, all categories taken together,
 - 657,942.472 metric tons of milk for all species taken together,
 - 328,241 units of raw hides,
 - 883,204 units of raw sheepskins and goatskins, and
 - 367,050,375 table eggs;
- Organization of Ramadan and Tabaski operations, to facilitate the supply of young bulls and sheep to people in the major consumption centers (Bamako and Kayes) and to increase the income of farmers raising livestock (701 cows and 4,866 rams);
- Monitoring of 31 associations of fatteners, 779 individual fatteners, and 22 women's groups with a production of 30,000 cows and 35,800 fattened sheep/goats; and
- Insemination of 2,459 cows with Montbéliard sperm at peri-urban livestock farms in Kayes, Koulikoro, Sikasso, Ségou, Mopti, Gao, and Bamako.

Livestock breeding is one of the promising subsectors of the Malian economy. It helps improve the incomes of rural people in pastoral systems (some 80 percent of the total) and in agro-pastoral systems (18 percent). The contribution of livestock breeding to growth in the primary sector remained similar in 2012 (0.0 percent) to that of 2011 (0.4 percent). Its ratio to national GDP was 9.6 percent in 2012, compared with 9.5 percent in 2011.

Fisheries

The quantities landed were severely affected by the low catch of the previous year, but also by the security situation in Mopti, Timbuktu, and Gao, where 80 percent of Mali's fishery centers are located.

Production comprised 5,460 metric tons of smoked fish, 1,986 metric tons of dried fish, 1,328 metric tons of burnt fish, and 9,610 metric tons of fresh fish, that is, a total estimated at about 71,229 metric tons.

In 2012, the principal performances of the fisheries sector were as follows:

- Exports to neighboring countries from the Mopti fishing port:
 - 19.917 metric tons of fresh fish, and
 - 75.337 metric tons of smoked fish;
- Issuance of 3,363 fishing permits, with all categories producing revenue of CFAF 13.192 million;
- Collection of CFAF 524,500 for violations, on behalf of the public treasury;
- Restocking and monitoring of 174 ponds and 56 water points by the National Directorate of Fisheries and its partners (PACT/GIZ-Swiss Contact, AVAL Swiss Joint Operations);
- Supply of some 1,912,412 alevins to producers in the context of emergency measures supported by the Malian government, and the establishment of rice fields/fish farms in the Sikasso, Ségou, and Mopti regions by the FAO as part of the project TCP-MLI 430/FAO;
- Training of 104 officials and producers, and installation of the 2nd promotion of the Vocational and Artisanal Training Center (CFPA);
- Continuation of the construction of three fish production, conservation, processing, and marketing facilities;
- Implementation of a Minimum Program agreed in the PRODEFA context:
 - 47 bodies of water stocked with 252,412 alevins,
 - 49 village committees established, trained, and equipped to manage bodies of water, and
 - 12 Clarias artisanal fish hatcheries installed;
- Creation of 160 jobs through major works for the installation of PADEPECHE, PGIRE/OMVS, PDREGDE/ABN/BM, and PRODEFA infrastructures in the fisheries and aquaculture subsector;
- Continuation of the artisanal fish farming approach of the PACT/GIZ (stocking, construction of tanks, training of participants); and
- Adoption of the National Policy on Fisheries and Aquaculture Development (PNDPA)

4.1.2 Evolution of the sectoral indicators

Table 7: Evolution of Indicators in the Rural Development Sector

Indicator	2010/11	2011/12	2012/13
Grain and animal production			
Grain production (in metric tons)	6,418,091	5,777,729	6,674,427
Surfaces developed with full control of a water supply (ha)	9,417	3,496	22,933
Cottonseed production (in metric tons)	243,863	445,314	449,661
Lint cotton production (in metric tons)	103,300	186,750	191,626
Cattle (in head)	9,163,000	9,438,182	9,721,300
Sheep (in number)	11,865,000	12,458,522	13,081,450
Goats (in number)	16,522,000	17,348,576	18,216,000
Horses (in number)	487,000	497,506	NA
Donkeys (in number)	880,000	899,981	56,685,025
Camels (in number)	922,000	940,964	NA
Pigs (in number)	75,000	75,765	NA
Poultry (in number)	36,750,000	36,750,000	NA
Milk (metric tons) ¹	2,021,555	1,051,134	657,942
Meat (metric tons) ²	52,006	56,273.7	56,685
Hide exports (metric tons)	1,119	555	200
Leather exports (metric tons)	2,507	2,591	3,506
Fish production (in metric tons)	195,410	195,410	71,229

¹ Production potential estimated on the basis of bioeconomic parameters

² Controlled slaughters

Source: Planning and Statistics Unit (CPS)/SDR

4.1.3 Budget execution status

Agriculture

The appropriation in the Special Investment Budget (BSI) for this sector in 2012 was CFAF 689,760 billion. The rate of execution was about 37 percent in 2012, compared with 45.05 percent in 2011.

Livestock breeding and fisheries

The rate of execution for this subsector in 2012 was about 55.8 percent (compared with a rate of 48.33 percent in 2011), out of a total appropriation of CFAF 113.515 billion.

4.1.4 Problems and constraints

Despite the achievements of the past, the rural development sector faced enormous problems:

- Great vulnerability to climatic fluctuations;
- Inadequate quantity and quality of pasturelands and of cattle and poultry feed;
- Low level of mechanization, obsolescent machinery, and shortcomings of processing facilities;
- Continued existence of land problems and disputes;
- Limited access of women to means of production;
- Little consideration of gender issues in policies and programs;
- Problems of participants' access to equipment and credit;
- High cost of inputs and the decline of producer prices;
- Low appreciation for animal production;

- Limited use of forage crops;
- Low level of professionalism and organization among participants;
- Little consideration of environmental concerns with a view to achieving sustainable development;
- Inadequacy of physical, logistic, and human resources in managing units;
- Problems in the gathering and production of reliable statistical data;
- Duplication of missions among a number of national directorates;
- Problems of fisheries participants' access to equipment and credit;
- Nonimplementation of certain projects and programs in the northern regions because of a lack of security.

4.1.5 Outlook

In efforts to secure food sovereignty, particular emphasis should be placed on the following points:

- Intensification of arrangements pertaining to hydro-agricultural activities and to the growing of grain with a high production potential, in particular rice, maize, and wheat/barley;
- Protection of crops through the Plant Protection Operation and the National Desert Locust Control Center (CNLCP);
- Supply of advisory assistance through the private sector and the government, in particular the National Directorate of Agriculture (DNA), the Plant Protection Office (OPV), the National Directorate of Rural Engineering (DNGR), the Permanent Assembly of Malian Chambers of Agriculture (APCAM), etc.;
- Support for the marketing, processing, and protection of agricultural and animal production by:
 - Fostering trade between areas with surpluses and those with shortfalls, and
 - Encouraging producers to become organized and to establish credit facilities for marketing purposes;
- Implementation of projects and programs for pastoral and aquaculture development schemes, with the installation of infrastructures for the production, processing, and marketing of animal and fisheries products;
- Dissemination of techniques and technologies to improve animal production and industries;
- Continuation of implementation of the strategy to enhance appreciation for local untreated milk;
- Continuation of the three-year plan for the production of forage crops and seeds;
- Implementation of the PNDPA;
- Adequate supply of human, financial, and physical resources;
- Continuation of the implementation of projects and programs in the northern regions.

4.2 Facilities, Transport, and Communications

4.2.1 Main actions taken in 2012

The sector's principal mission is to ensure improved access to all parts of the country and to the rest of the world, by establishing: (i) reliable transport infrastructures and services of quality; and (ii) infrastructures and services to facilitate communications, with a view to ensuring that all citizens have access to means of communication at a lower cost.

Equipment and transport

The investments made in economic infrastructures in recent years were aimed at providing the country with adequate transport infrastructures.

The actions taken in 2012 were not implemented as efficiently as desired, in a context marked by insecurity and instability, even if the implementation of the WAEMU, Millennium Challenge Corporation (MCC), and 10th European Development Fund (EDF) Road Programs continued.

The study concerning the National Policy on Transport and Transport Infrastructures and the Surface Transport Strategy was finalized.

Road transport

For the development of transport infrastructures, the government, with support from the TFPs, launched the Transport Sector Project, 2008–12 (PST2). That program was thus scheduled to end in 2012, with the possible preparation of another one in view.

The study on actions to combat overloading in Mali's land transport sector (Safège - Sitrass, February 2012) revealed that nearly 80 percent of the heavy goods vehicles using Mali's roads were overladen by about 30 percent, on average, and that overloading caused losses of CFAF 27-29 billion a year from the value of Mali's road wealth. As a member of the WAEMU, Mali signed Regional Agreement^o 14/2005/CM/UEMOA, aimed at ensuring strict control of axle loads and of total weights loaded on heavy goods vehicles.

Between 2008 and 2012, emphasis was placed on routine road maintenance to facilitate the flow of products from the areas of production to the areas of consumption. The length of the maintained network declined from 13,864 km in 2011 to 9,664.5 km in 2012. This decrease of 30.29 percent can be attributed to the security situation.

In 2012, efforts were pursued to improve access to all parts of the country and to the rest of the world, through:

- Construction of 1 km of surfaced road;
- Upgrading of 4.5 km on the urban section of the National Route (RN) 5; and
- Periodic maintenance of 139.5 km of surfaced segments on the RN 1 (Kayes-Sandaré-Diéma).

The budget for routine road maintenance in 2012 was CFAF 18.668 billion. This amount served to maintain 12,342 km of priority roads on the viable road network, including 3,412 km of surfaced roads and 6,238 km of dirt roads.

In the CMDT/OHVN areas, the Emergency Road Works Unit (CETRU) built 4,324 km of tracks, the planned length having been 2,800 km, using the critical point treatment method.

The year was also marked by:

- The opening of the Kéniéba transport department; and
- Updating of the compendium of laws and regulations on transport and the expansion of Malian warehouses in transit ports (Mali has warehouses in the ports of other ECOWAS member countries for the routing of its merchandise to those countries (EMAMAU in Mauritania, EMASE in Senegal, EMAGUIE in Guinea, EMACI in Côte d'Ivoire, EMAGHA in Ghana, EMATO in Togo, and EMABIN in Benin).

Transport security was improved following:

- The organization of checks on nonobservance of the speed limits, on blood alcohol levels, and on the use of worn tires;
- The organization of awareness campaigns for users;
- The inspection of a number of major highways;
- Actions to inform, train, and raise the awareness of people about road safety, HIV/AIDS, and the environment; and
- The distribution of approved helmets to drivers and passengers of two-wheeled motorbikes as well as of reflectors.

The National Road Safety Agency (ANASER) was provided with control equipment (272 units), including six Breathalyzer kits, six spike barriers, 240 reflecting jackets, and 20 luminous sticks.

In 2012, there were 6,614 accident cases recorded, compared with 9,957 in 2011 (i.e., a decline of 33.43 percent). The number of deaths by accident fell by 45.2 percent, compared with 2011.

There were 779 jobs created in 2012, in the context of projects/programs of the Ministry of Equipment and Transport, by the following structures:

- 86 at the CETRU for maintenance of the CMDT/OHVN tracks;
- 645 at the Road Works Implementation and Maintenance Agency (AGEROUTE) for routine maintenance of the country's southern regions; and
- 47 at the National Directorate of Roads (DNR) for the access road to Mopti Airport and the urban section of the RN 5.

Air transport

The modernization of the airport infrastructures continued, with the construction of the Mopti Airport access road, in the context of the Regional Security and Safety Project.

Efforts continued to increase specialized human resource capacities with the training of 42 officials, and the National Civil Aviation Agency (ANAC) registered an airport zone in 2012.

The Bamako-Sénou commercial traffic in 2012 involved:

- 528,666 passengers transported (arrivals+departures+transits), compared with 582,243 in 2011 (i.e., a 10 percent decline);
- 9,716 aircraft movements in 2012, compared with 12,802 in 2011;
- 65,759 kg of postal packages carried in 2012, compared with 84,066 kg in 2011; and
- 7,669.57 metric tons of air freight carried in 2012, compared with 8,213.86 metric tons in 2011.

Rail transport

Unlike in 2011, progress was recorded in 2012 with respect to rail transport:

- Reopening and restoration of 16 railway stations;
- Implementation of the institutional reform aimed at separating the management of rail infrastructures from commercial operations;
- Railway maintenance; and
- Training of 198 officials on the security of operations personnel, leading to a reduction in the number of derailments.

Passenger train services remained the same, while 75,250 passengers were transported in 2012, compared with 111,139 in 2011 (i.e., a decline of 47 percent).

As regards freight, the tonnage carried was 50 percent less than forecast, and the wagon rotation period increased (19 days instead of the 12 days forecast). In 2012, rail traffic included 13 percent of the national freight. Merchandise transported totaled 243,653 metric tons, compared with 497,136 metric tons forecast (i.e., a performance rate of 49.01 percent). With 227,256,104 kmt transported in 2012 compared with 355,044,000 kmt in 2011, the decline was 36 percent).

Given the deteriorated state of the RN 3, rail traffic may have recorded a better performance if the rail network had not itself been in such a poor state.

River transport

The Malian Navigation Company (COMANAV), which manages transport on the Koulikoro-Gao route on the Niger River, did not operate in 2012 because of the security situation. In 2012, the navigability period lasted 4-5 months. It should be noted that the navigable channel is hugely undermined by sand bar formations, water hyacinth, and severe deterioration of the riverbanks.

Meteorology

Meteorological information was gathered, sorted, processed, and made available to users of various socioeconomic sectors, in particular rural development, health, higher education, and transport, as well as to the public through daily radio and television programs and in daily, monthly, and 10-day releases.

In all, 450 releases were produced and disseminated by television and radio, including: four seasonal releases, 18 ten-day agro-hydro-meteorological releases, 48 weekly releases, 365 daily releases, and 15 verbal communications for the Council of Ministers.

No cloud seeding operation was performed in 2012.

Mapping

In 2012 the Geographic Institute of Mali (IGM) recorded, as regards mapping, 2,631 maps produced and sold, including 1,363 topical maps and 1,268 topographical maps.

Construction works on the IGM's regional agencies in Sikasso and Mopti were continued and completed. This will bring the IGM closer to the people. The national policy paper on geographic information is under preparation.

Urban development

The works to create two dual carriageways on 4.5 km of the urban section of the RN 5 in the Bamako district (Woyowayanko-Point Y) are under completion, and building continued on the access lanes to the 3rd Bamako Bridge (2 km).

The National Institute of Training in Equipment and Transport (INFET) and the National Building and Public Works Research and Experimenting Center (CNREX-BTP) trained and/or assisted 533 persons, including 189 from the public sector and 344 from the private sector.

Communications

Audiovisual

After a positive start to 2012, there was a marked deterioration because of the events of March 22 and the security situation in northern Mali. Accordingly, overall radio and television coverage rates declined.

In 2012 there were 395 communes covered by local radio, compared with 420 in 2011, and national radio coverage of the population was about 90 percent, compared with 98 percent in 2011. Television coverage had remained stable between 2009 and 2011 at 85 percent but declined by five percentage points in 2012 to 80 percent.

The National Communications for Development Agency (ANCD) produced 21 cinematographic documentaries in 2012 (22 in 2011), three sensitization microprograms (30 in 2011), and two pedagogical packages.

Telephony

In 2012, the telephony market continued its accelerated growth, driven by the mobile phone market. This upward trend was largely the result of the arrival of the strategic partner (Morocco Telecom) in 2009, following privatization of the traditional operator (SOTELMA).

The number of localities covered by the fixed network increased from 1,056 in 2011 to 1,158 in 2012, that is, by 102. The number of localities covered by the mobile network totaled 9,465 in 2012, compared with 9,256 in 2011, that is, an increase of 209.

Generally speaking, the ratio of phones to population (fixed and mobile phone networks) rose: for every 100 inhabitants, from 70 in 2011 to 73 in 2012. Given the expansion in telephone networks

(fixed and mobile) the number of subscriber lines increased to about 10,967,876, reflecting the arrival of 41,180 new customers or an uptick of 3.25 percent. However, this rate of change was the lowest experienced in the sector since 2003.

Information and telecommunication technologies

Noteworthy in 2012 was the continuity of the work to connect nine communes to the Internet and to link schools in the context of the Internet in Schools project, implemented by the Information and Communication Technologies Agency (AGETIC).

Two technologies used to ensure the accessibility of better-quality Internet service helped improve the network stock in this sector:

- Asymmetric Digital Subscriber Line (ADSL) technologies, or Internet access services using telephone lines; and
- Radio Local Loop technology, which replaced telephone cables with radio waves.

Postal services

The ratio of postal services to population was stable between 2010 and 2012, with one contact point per 142,105 inhabitants. The number of postal money orders covering imports increased by 8,287, from 5,038 in 2011 to 13,325 in 2012. Overall, the postal indicators recorded only moderate progress, given the security situation. However, with the economic rebound, postal activities will once again become vibrant, especially owing to the money transfer system used in localities where there are neither savings banks nor full-fledged banks.

4.2.2 Evolution of the sectoral indicators

Table 8: Evolution of the Transport, Telecommunications, and Postal Services Sectoral Indicators

Indicator	Unit	2010	2011	2012
Transport infrastructures				
Length of surfaced roads maintained	Km	4,320	4,172	3,412
Length of surfaced roads in good condition	Km	4,320	4,423.5	3,552.5
Length of dirt roads maintained	Km	7,880	9,692	6,238
Length of dirt roads in good condition	Km	7,880	10,692	6,252.5
Length of tracks built or upgraded	Km	971	1,000	14.5
Total length of roads maintained	km	12,403	13,864	12,342
Length of surfaced roads built	Km	150	251.5	1
Telecommunications				
National ratio of phones to population	Lines per 100 inhabitants	50	70	73
Percentage of communes covered by telephone service (fixed and mobile)	Percent	68	69	70
Localities covered by mobile phone service	Number	8,950	9,256	9,765
Localities covered by fixed network service	Number	998	1,054	1,156
Total number of subscribers (fixed and mobile)	Number	7,483,724	10,926,696	10,967,876
Rate of growth in the number of subscribers (fixed and mobile)	Percent	65.25	46.01	3.77
Postal services				
Post offices	Number	90	95	84
National ratio of postal services to population	Contact points per 100,000 inhabitants	1/142,105	1/142,105	1/142,105
Post boxes	Number	30,140	31,360	31,360

Sources: CPS-ETC/DNR/ AMRTP/Malitel-Sotelma /Orange- Mali/ONP Annual Report, 2012

4.2.3 Budget execution status

Ministry of Equipment and Transport

The rate of execution of this ministry's budget appropriation was about 99.65 percent in 2012, compared with 77.03 percent in 2011. From 2009 to 2011, the appropriation in the BSI for the Department of Transport had exceeded CFAF 120 billion a year. In 2012, the amount was about CFAF 3 billion only, this spectacular drop being a result of the events of March 22, 2012.

Ministry of Communications

The rate of execution of this ministry's BSI appropriation was 29 percent (CFAF 4.871 billion, out of a total of CFAF 19.52 billion).

Ministry of Postal Services and New Technologies

The appropriation for this ministry in the BSI was CFAF 3.405 billion. It was reduced to CFAF 500 million, executed at a rate of 100 percent.

4.2.4 Problems and constraints

Administrative problems and constraints

- Lack of a national policy paper on transport;
- Red tape noted in the procurement process;
- Length of the payment process;
- Delay in the freeing up of rights of way granted for certain works;
- No strict enforcement of the Highway Code by the national security forces;
- Problems experienced in the implementation of the concession granted to Transrail.

Financial problems and constraints

- Inadequacy of project financing and delays in making funds available;
- Reduction of budgetary appropriations at the time of their execution;
- Inadequacy of the capital base of national enterprises for works implementation;
- Lack of financing for the purchase of boats suited to the new navigability conditions on the Niger River;
- Increase in the oil price, which assumed a particular dimension in 2011 and 2012.

Human and material problems and constraints

- Inadequacy of skilled human resources in national enterprises;
- Inadequacy of materials, in number and in quality, in national enterprises, and nonexistence of equipment rental companies;
- Lack of financing for the training of employees of BTP enterprises;
- Unsuitability of the existing river transport vessels for the new operating conditions related to the lack of water in the navigable channel because of the sanding up of the Niger River.

4.2.5 Outlook

Equipment and Transport

The continuation of actions started in 2012 will mark 2013, along with the launch or continuation of projects in the context of the implementation of various ongoing programs (2nd Transport Sector Program, infrastructure building programs financed by the WAEMU, and projects financed by the European Union in the context of the 10th EDF):

- Completion of the work on the Kita-Toukoto-Bafoulabé road;
- Upgrading and modernization of the shop and customs area in Faladié, the access road to the General Directorate of Customs, and the rest areas on the Bamako-Bougouni segment, funded by the AGEROUTE;
- Construction of the Fana-Dioïla, Konobougou-Baraouéli, and Banamba-Touba roads;

- Continuation of the following construction works:
 - Bamako-Ségou highway in two dual carriageways (240 km), Phase I;
 - Banconi-Djalakorodji-Safo intercommunity road;
 - Linking of the 3rd Bamako bridge to the RN 6 (Bamako-Ségou) and to the RN 27 (Bamako-Koulikoro);
- Work on the Manantali-Mahina, Bafoulabé-Mahina, and Kayes-Diamou-Bafoulabé roads;
- Purchase of two boats with limited flow depth, which will strengthen the COMANAV fleet and facilitate navigation for longer periods;
- Continuation of the Artificial Rain Program;
- Expansion and upgrading of the meteorological observation network;
- Performance of the following:
 - Study on mobility within the urban development perimeter in the Bamako district;
 - Drafting of the policy paper on security;
 - Drafting of the policy paper on transport and transport infrastructure;
- Revision of the laws and regulations governing the work of the National Directorate of Land, Maritime, and River Transport (DNTTMF).

Communications

- Digitizing of production and dissemination equipment;
- Connection of press correspondent offices to the Internet;
- Upgrading of three regional (Timbuktu, Gao, and Kidal) FM radio stations;
- Expansion of the TV/FM network to cover new localities;
- Digitizing of archives;
- Revision of the Law on Publicity (which is still before the National Assembly for passage) to take account of gender issues.

Post and Telecommunications

- Establishment of infrastructures for electronic transfers of funds in 13 post offices;
- Establishment of a postal technology center in Bamako;
- Opening of cyber villages in certain localities;
- Creation, in partnership with the AGETIC, of the Administration's Intranet network in fiber optic (41 sites interconnected);
- Installation of antennae for the telephone (fixed and mobile) coverage of Mali's communes.

Information and telecommunication technologies

- Connection of all ministries to the Internet;
- Creation of cyber spaces in school groups and Teacher Training Institutes (IFMs) in the context of the integration of information and communication technologies (ICTs) in formal and informal education programs;
- Establishment of a broadband Wimax infrastructure;
- Installation of local networks;
- Supply of IT hardware and accessory equipment.

4.3 Mining and Energy

4.3.1 Main actions taken in 2012

Mining

The contribution of the mining sector to the national economy is estimated to have corresponded to 8.0 percent of GDP in 2012 (i.e., CFAF 415.23 billion), compared with CFAF 350.80 billion in 2011 (7 percent of GDP).

The value of mining exports was CFAF 1,028.1 billion in 2012, compared with CFAF 833.5 billion in 2011 (i.e., an increase of 23 percent). Mining exports represented 70 percent of Mali's total exports, estimated at CFAF 1,473.4 billion in 2012.

There were 3,862 jobs directly created in 2012 by nine gold mining companies in operation (Somisy, S.A., Morila, S.A., Sadiola, S.A., Somika, S.A., Yatela, S.A., Wassoul'Or, S.A., Somilo, S.A., Goukoto, S.A., and Semico, S.A.), compared with 3,812 jobs created by seven companies in 2011. The slight increase in numbers resulted from hiring by one mine, Goukoto, S.A., which largely offset the layoffs by other mines with falling production (Yatela, S.A. and Morila, S.A.). The number of mining jobs may well have reached 11,958 in 2012 if those created by the catering companies are included.

Noteworthy in the mining position were:

- 339 research deeds still valid;
- 78 exploration approvals;
- 15 operation permits;
- 14 operation approvals; and
- 47 quarry operation approvals.

In 2012, the Gold Washing Technical Assistance and Promotion of Rural Women (ATOPFER) project, which supports women's groups, was adversely affected by a freeze on financing under the BSI because of the events of March 2012.

With the creation of the Oil Research Promotion Authority (AUREP) in 2004, the results of the processing and interpretation of the seismic data, obtained in the context of the oil exploration performed on nine blocks out of a total of 14 assigned, were promising in terms of geological conditions with the potential for proving the existence of hydrocarbons and gas in Mali.

The exploration works could not be completed because of the continuous insecurity in the north of our country, where most of the oil blocks are located.

The Ministry of Mines contacted the promoters of the Bourakébougou gas project to urge them to complete the studies and the installation of a hydrogen-based power station. The department in question also took steps to encourage the return of investors to the Nara pit area.

As regards improving the legal instruments and good governance:

- A new Mining Code was promulgated in February 2012;
- An Extractive Industries Transparency Initiative (EITI) was taken;
- A Mineral Resource Diversification Plan was adopted by the Council of Ministers on March 14, 2012; and
- The establishment of the Malian Chamber of Mines in February 2011 was an important boost for national participants in the sector's promotion.

Energy

The efforts aimed at ensuring coverage of the energy needs of Mali's people and socioeconomic activities continued in 2012, mainly through the strengthening of production capacities, the expansion of networks, the promotion of electrification in rural areas, and the development of renewable sources of energy (RSE).

Electricity

The interconnection of the electricity networks of Mali and Côte d'Ivoire, commissioned in November 2012, strengthened the capacity of the national interconnected system with a contribution of at least 30 megawatts.

Additional works are under way, with a view to increasing the operational flexibility of the Sikasso, Koutiala, and Ségou substations.

This integrative project has already facilitated the connection of the isolated centers of Sikasso and Koutiala into the interconnected network of the Malian power company (EDM). It will help bring electricity services to rural areas and expand the national electricity network.

The implementation cost of the Action Plan in the National Strategy for the Promotion of New and Renewable Sources of Energy, approved in December 2006, was estimated at CFAF 30,100 billion. To date, it has not received adequate financing. However, the legislation and regulations governing the creation, organization, and operations of the National Agency for the Development of Biofuels (ANADEB) have been in place since March 2009.

The action plan in the national energy policy, whose implementation cost was initially estimated at CFAF 715 billion, was reassessed at CFAF 1,400 billion in the energy costing model context and taking account of the MDGs. Despite the efforts made, the anticipated financing for implementing this plan did not materialize.

Nevertheless, achievements were as follows:

- The number of electricity subscribers to EDM, S.A. increased from 261,008 in 2011 to 290,042 in 2012; and
- The number of electricity subscribers in rural areas rose from 69,999 in 2011 to 75,020 in 2012.

Butane

Consumption increased from 11,600 metric tons in 2011 to 13,279 metric tons in 2012. According to the Malian Agency for the Development of Domestic Energy and Rural Electrification (AMADER), this increase of 1,679 metric tons contributed to the protection of 7,555.5 ha of ground-cover plants from removal for use as wood fuel and charcoal, as well as to the reduction of greenhouse gas emissions.

The government is gradually putting an end to subsidies, leading to hikes in the price per kilogram of butane. This marks a turning point in assessments of the impacts of energy policy on the protection of ground-cover plants.

Distribution of power saving lamps

The number of power saving lamps distributed in 2012 was 502,174, compared with 293,493 in 2011 (i.e., an increase of 71.10 percent).

Renewable sources of energy

- Acquisition and installation of more than 3,000 solar cell devices (lighting kits, portable lamps, pumps, refrigerators) and 500 solar heating devices (water heaters, dryers, steam cookers) installed throughout the country as part of community infrastructures, especially in schools, health centers, town halls, and places of worship in rural areas;
- Capacity building for production in 14 locations, using renewable energy sources;
- Installation of about 20 multifunctional physic nut oil and biogas platforms;
- Electrification of six localities by physic nut oil- or biodiesel-fired generator;
- Production of 17,228 liters of physic nut oil in 2012, compared with 11,333 in 2011.

4.3.2 Evolution of the sectoral indicators

Table 9: Evolution of Indicators of the Mining and Energy Sector

Variable	2010	2011	2012
Mining			
Number of gold exploration companies	7	7	9
Number of companies exploring for other substances		1	1
Gold exports in metric tons	46,033	46,038	50,272
Iron exports in metric tons of mineral		134,748	243,326
Gold exports in billions of CFA francs	761.8	833.5	1,028.1
Aggregated contribution of the mining sector to the Treasury in billions of CFA francs	197,643	232,572	284,225
Energy			
Access to electricity ratio (percent)	27.08%	29.97%	31.74%
Access to electricity ratio in urban areas (percent)	55.27%	59.63%	64.01%
Access to electricity ratio in rural areas (percent)	14.89%	16.88%	17.78% ⁴
Lifeline electricity rate, EDM 1 st tranche, excluding VAT (in CFA francs)	59	59	59
EDM electricity production (GWh)	1,212,779	1,298,370	1,276,325
Consumption of oil products annually (TEP)	782,543,60	904,100,48	911,839,11
Consumption of butane (in metric tons)	10,164	11,600	13,279
Number of new localities with a DNE/AMADER public lighting network	21	17	22

Source: Compendium of indicators from CPS statistics on the mining and energy sector for 2012

Mining

In 2012, Mali remained the third largest gold producer in Africa, after South Africa and Ghana, following the opening up of nine gold mines. Gold production increased between 2011 and 2012 by a little over four metric tons, from 46,033 metric tons to 50,272 metric tons. This volume of production in 2012 slightly exceeded the official forecast for the year (i.e., 50[,000] metric tons).

The aggregated contribution of the mining sector to the Treasury was CFAF 284,225 billion in 2012, compared with CFAF 232,600 billion in 2011. This increase resulted from the hike in production (4 metric tons) and in the remuneration of the average price per ounce from US\$1,652.31 in December 2011 to US\$1,688.53 in 2012. Another explanatory factor is the end of the tax exemption period for a number of mining companies.

Energy

Electricity production fell to 1,276.325 GWh in 2012 (1,298.370 GWh in 2011). This decline can be attributed mainly to the stoppage of production in the northern areas and load shedding on the interconnected network during the period April to June 2012.

The national access to electricity ratio was 31.74 percent in 2012, compared with 29.97 percent in 2011 (i.e., an increase of about two percentage points). In urban areas the access ratio rose by nearly five percentage points, from 59.63 percent in 2011 to 64.01 percent in 2012. In rural areas the access to electricity ratio increased from 16.88 percent in 2011 to 17.78 percent in 2012 (i.e., by nearly one point).

The number of new points of light in rural areas (spaces with public lighting) increased from 796 in 2011 to 850 in 2012 (i.e., by 6.7 percent). This upturn resulted from an expansion of the network.

⁴ As of 2009, each point of light covered the needs of 133 persons, instead of 125 earlier. This statistic was established through a survey of impacts of the Domestic Power and Access to Basic Services Project, organized by the AMADER, on which the final report dates back to February 2010.

4.3.3 Budget execution status

Mining

The BSI contains an appropriation to the mining sector of CFAF 199.6 million in 2012, compared with CFAF 918.6 million in 2011). Because of this drastic appropriation reduction, the government was unable to fund performances to meet the needs expressed in the Mineral Resource Diversification Plan, estimated at CFAF 35.7 billion over seven years. The appropriation was fully executed (i.e., an execution rate of 100 percent).

Energy

Energy items in the BSI totaled CFAF 50.836 billion in 2012, compared with CFAF 59.392 billion in 2011 (i.e., a decline of 14.4 percent). The rate of execution was 41.1 percent owing to the interruption of international cooperation. As in previous years, the appropriation level remained low by comparison with the needs identified in the energy costing model (CFAF 1,400 billion).

4.3.4 Problems and constraints

Mining

- Inadequacy of the basic geological data, exposing the sector to the risk of monoproduction of gold;
- Inadequacy of resources to perform mining inventory and geological mapping tasks;
- Inadequacy of resources to regulate, monitor, and evaluate the activities of mining companies;
- Inadequacy of infrastructures (energy and communications) in mining areas, and of technical personnel, with those available lacking training and motivation;
- Lack of an autonomous and appropriate mechanism for funding mining sector activities;
- Slowness of oil sector operators in implementing contractual programs;
- Delays in the institutional reform of the sector;
- Limited diversification of mining products;
- Barely reliable mining registry;
- Lack of a large-scale geological map;
- Inadequacy in the organization of gold washing.

Energy

- Inadequacy of the electricity supply;
- Inadequacy of investment in energy infrastructures;
- Inadequacy of national standards as regards energy production, operations, and distribution;
- Inadequacy of skilled human resources and financial resources;
- High costs of energy services and of new and renewable energy (NRE) equipment for consumers;
- Weak advisory services about NRE equipment and energy efficiency;
- Shortage of information/communications on the energy sector and, in particular, on the peaceful uses of nuclear energy.

4.3.5 Outlook

Mining

- Improvement of the mining register;
- Mapping of the Birimian areas on a scale of 1:50,000;
- Construction of a modern laboratory for analyses;
- Creation of a structure to regulate mining and oil companies in operation;
- Creation of the African Mining School (EAM);
- Continuation of assistance for small-scale gold washing and mining activities;
- Implementation of the Mining Code and the pertinent implementation regulations;
- Continuation of mining and oil research, and diversification of mining products;

- Audits of mining companies;
- Membership in the Kimberley Process certification scheme;
- Creation of a mechanism for appropriate financing of mining sector activities;
- Continuation of the institutional reform of the oil sector;
- Production of about CFAF 3 million metric tons of aluminum oxide by 2015;
- Continuation of the mining of Ansongo manganese by the company Mali-Manganèse, S.A.;
- Start of operations at three new gold mines (Bagama, Nampala, and Komana);
- Development of small mines in Banankoro, Koflatié, Kobada (Banankoro commune), and Métédia (Sitakily commune);
- Start of operations at a new iron mine in Talari (Bafoulabé) by the company Earthstone;
- Upcoming start of works on construction of a second cement plant in Mayel.

Energy

- Formulation of national standards in the electricity sector;
- Creation of an efficient strategy for involving partners in the sector's development;
- Adoption of measures to encourage purchases of NRE equipment;
- Wide dissemination of energy-saving equipment;
- Constitution of a national security stock of hydrocarbons;
- Establishment of Mali-Guinea and Mali-Ghana interconnections;
- Increase in the power of the interconnection with Côte d'Ivoire;
- Application of measures to build production capacities through the construction of hydroelectric power plants in Kénié, Gouina, Taoussa, Sotuba 2, and Markala, as well as micro- and solar power plants;
- Implementation of the Rural Electrification Development Plan (PDER);
- Establishment of the Sikasso-Bougouni-Bamako line;
- Completion of works on the high-tension (63 kV) Ségou-Markala-Niono line;
- Implementation of major hydroelectric and steam-generating plant projects: Félou (60 MW), Sotuba 2 (6 MW), Kénié (42 MW), Balingué Expansion (23 MW more), Albatros (92 MW), Taoussa (25 MW), and Markala (13 MW);
- Continuation of the implementation of existing programs and projects, including the Energy Sector Support Project (PASE) and the Domestic Power and Access to Basic Services in Rural Areas Project (PEDASB).

4.4 Industry, Commerce, Arts and Crafts, Tourism, Private Investment Promotion, Microfinance, and Employment

4.4.1 Main actions taken in 2012

Industry

The industry subsector is to be credited for a number of major achievements in 2012, in the context of the Industrial Development Policy's Strategic Goal 1: improving the industrial business environment.

Improvement of the business environment and practices

- Continuation of the simplification and harmonization of enterprise creation procedures, through use of the national identification number (NINA);
- Improvement of the use of the single form for filing returns and paying taxes and fees on a monthly basis;
- Consolidation of government/private sector consultations through the establishment of the Guarantee Fund as well as the organization of consultations among the Select Technical Committees on Reforms under the coordination of the Business Environment Reform Technical Unit (CTRCA);
- Reduction of the wait time for the processing of building permit applications from 30 days to 19 days, and simplification of the process for obtaining a permit to erect a small building (the processing wait time was 11 days);

- Elimination of the exit permit requirement and of duplications in the controls governing the release of merchandise;
- Establishment of the Electronic Data Interchange (EDI) system for use in customs clearance and computerization of declaration form D24;
- Adoption of the new Investment Code on January 26, 2012.

Support for growth

Support for the sectors with a strong potential for growth was provided through implementation of the Support for Growth project. The components of that support were:

- Tourism (CFAF 51,391,700);
- Arts and crafts (CFAF 16,493,350);
- Support for Enterprises Unit (CFAF 17,594,685); and
- Mining (CFAF 148,694,584).

Facilitation for access to financing

The Support for Growth project was continued. The actions taken to promote growth involved the training of advisers in enterprise creation, the design of tools for the management of SMEs and SMIs, the formulation of business plans, and the establishment of Partial Portfolio Management (GPP) within the Bank of Africa (BOA) and ECOBANK.

The EDF's Support for SME Financing Project (PAF/PME), under implementation in partnership with the BRS-Mali, provided 62 SMEs with funding in 2012, in the sum of CFAF 274 million.

Development of industrial parks and free trade areas

In the works to develop industrial parks in Dialakorobougou, Ségou, and Kayes performance rates were 20 percent, 5 percent, and 3 percent respectively. Much progress was made in the work of preparing the Dialakorobougou site, and 13 enterprises are already installed there.

Performance in 2012 related to Goal 2: increasing the competitiveness of existing industrial enterprises

- Restructuring and upgrading of industrial enterprises;
- Improvement of the capacities of industrial units and support structures;
- Development of subcontracting and of intra- and intersectoral relationships;
- Promotion of standardization, quality, patent rights, and industrial maintenance;
 - Approval of 20 Malian standards (fruits, vegetables, and oilseed plants: 17 standards; chemistry and environment: 1 standard; animal foods: 1 standard; and biofuel: 1 standard);
 - Approval of 22 industrial products to be subject to the WAEMU Preferential Community Tax (TPC) and of two industrial products subject to the ECOWAS Trade Liberalization Scheme (SLE);
 - BRAMALI certification for ISO 9001/2008 on August 2, 2012;
- Enhancement of the information and communication system (creation and regular updating of the DNI's website, among others, at www.dnindustries.meic.gov.ml).

Performance in 2012 related to Goal 3: encouraging the creation of new industrial units and the use of better ideas, technologies, techniques, and methods, based on intellectual property assets

- Restructuring of the Malian Center for the Promotion of Patent Rights (CEMAPI) as a support service, and continuation of the promotion of new national inventions;
- Strengthening of the industrial base with initiation of the business of West African Cement (WACEM), the new sugar mill (N-SUKALA), the Malian iron manufacturing company (IMAFER), and the three factories of Mali's major grain distributor (GDCM);
- Promotion of innovation and technology transfers: six inventions for which awards had been announced on the occasion of the 2011 National Inventions and Technological Innovations Fair were put forward to the African Intellectual Property Organization (AIPO), the World Intellectual

Property Organization (WIPO), and the Network of Expertise and Technical Partners for Technological Innovation;

- Development of local products, as indicated by the specific geographic locations (sesame in Banamba, mud cloth (*Bogolan*) in San, gum arabic in Kayes, dyed bazin fabric in Bamako, and family poultry (*Wassa Chè*) in Koulikoro).

Commerce

Goal 1: Organize and regulate domestic and foreign trade

Commercial information

The website (www.dncc.meic.gov.de) of the National Directorate of Commerce and Competition (DNCC) is regularly updated and provides information on how the DNCC functions, its activities, the laws and regulations governing commerce and competition, and data on import and export intentions, stocks, and commodity prices.

Monitoring of market supplies of basic commodities

The preparation of 51 weekly memoranda followed monitoring of the supply of basic commodities.

The stabilization measures taken to curb hikes in the prices of basic commodities concerned the exemption of tax on rice (120,000 metric tons), unlinked imports of sugar (85,000 metric tons), and the surveillance of prices and stocks on various markets around the country.

Monitoring of the implementation of trade agreements

Mali attended various consultations of the countries participating in the sectoral initiative on cotton in Geneva, represented by their permanent missions.

The department responsible for commerce also organized and/or participated in other seminars and meetings, in the context of the ongoing WTO/EPA negotiations.

Support to TCs for market organization and management

Seven rural communes and two urban communes received support for the organization and management of markets and fairs.

Continuation of implementation of the Support to Retailers Project (PACD), Phase 2

- Installation of facilities (2,821 stalls) in a number of markets in the Bamako district and in the Kayes, Koulikoro, Sikasso, Ségou, Mopti, Timbuktu, Gao, and Kidal regions;
- Financing of activities of 141 retailers: CFAF 85,850,000 through the Malian Solidarity Bank (BMS, S.A.) and the Malian Development Bank (BDM, S.A.);
- Organization of 16 training sessions and/or awareness campaigns in hygiene and food safety and in simplified accounting;
- Training of managing and administrative bodies of the eight Approved Management Centers (CGAs) in the Bamako district on lobbying and on seeking partnerships, and the provision of equipment to them.

Market and consumer protection

- Economic research during 500 missions led to 1,071 reports on findings;
- Special bakery inspection operations to ascertain conditions prevailing in the trade;
- Several audit and inspection engagements (540 on import and export documents, 50 on accounting and financial documents of economic operators, nine on construction materials, 144 on measurements and measuring instruments, and eight on the quality of food products).

Support for the marketing of women's productions

- Acquisition of equipment (1,600 baskets) for female track peddlers;
- Establishment of quality management systems in 73 food processing SMEs owned by women;
- Organization of four training sessions in Bougouni, Sikasso, Koulikoro, and Bamako for women, and the training of 22 women from the SIGIDIYA cooperative in Djoliba on drying techniques;
- Participation by 23 SMEs involved in the processing of agri-food products (from the Bamako, Koulikoro, Sikasso, Kolondiéba, Kadiolo, and Bougouni areas) in the International Agricultural Fair (SIAGRI), and financing of the participation of three women in the 2012 International Agricultural Fair (SIA) in Paris.

Goal 2: Ensure the promotion of exports***Promotion of Malian products and services abroad through:***

- Support for six economic operators at the SIA in Paris;
- Participation of 52 economic operators in the Dakar International Fair (FIDAK) and of six economic operators in the World Fair in Yeosu (South Korea); and
- Exhibition of shea-based products at the 5th annual conference on shea products in Cotonou.

Implementation of the strategies of promising subsectors**Gum arabic**

The project to improve the productive and commercial capacities of the gum arabic subsector was approved by the Board of Directors of the Enhanced Integrated Framework. The signing of the memorandum is linked to the resumption of cooperation with the partners. Funding was provided for two gum arabic subsector operators to attend the Green Night event in Paris, France.

Shea

The shea subsector development project document is being finalized. Support was provided to the Initiative Committee for creation of the shea subsector professional organization. Subsector representatives received funding to attend the 5th Annual Shea Conference in Cotonou, Benin.

Mangoes

- Two instances of phytosanitary treatment of 7,500 ha of mango orchards;
- Training in Yanfolila of 35 private applicants, on the phytosanitary treatment of mango and citrus fruit orchards;
- A workshop was held in Sikasso to provide information and heighten awareness on mechanically combating fruit flies.

Support for the functioning of the Fruit and Vegetable Processing Unit in Yanfolila

- Production of 63,688 pots of mango jam and 13,258 pots of papaw jam;
- Commercial promotion of products at national and international fairs: the SIAGRI in Bamako, the 2012 SIA in Paris, the Green Night in Paris, the Summer Fancy Food Show in Washington, D.C., and the Agri-Food International Show (SIAL) in Paris; factory monitoring, and the supply of inputs and other farming-related activities;
- Acquisition of additional equipment and packaging (spare parts, a labeling machine, and 28-cl glass containers);
- Organization of three training sessions for women at the Cooperative and for female personnel in Yanfolila;
- Support for the Fruit and Vegetable Processing Unit in Yanfolila to obtain Hazard Analysis and Critical Control Points (HACCP) certification.

Arts and crafts

The implementation of the 2009–13 action plan contained in the national policy paper on the development of arts and crafts facilitated the conduct of important actions in 2012.

Improvement of institutional and organizational capacities in the sector

- Creation of the Textile Arts and Crafts Development Center (CDAT);
- Continued provision of advisory services on the laws and regulations governing the arts and crafts sector.

Infrastructures

The projects launched since 2010 are still being implemented as a result of problems arising, depending on the project (BSI freeze and suspension of the cooperation with donors and lenders). However, construction work continued in the case of most projects, as follows:

- Mopti Artisanal Village (75 percent done);
- Head offices of the Chamber of Trades, the Artisans' Resource Center in Djenné, and the Artisanal Cotton Processing Support Center in Ségou (provisional receipt in the second quarter of 2013); and
- Sikasso Artisanal Village, head office of the National Directorate of Arts and Crafts (provisional receipt expected some time in 2013), and the Artisanal Resource Center of Commune II in the Bamako district (works completed and outfitting pending).

Building human resource capacity

- Integration of 1,287 apprentices into dual training, and qualification of 733 apprentices to take the end-of-training test;
- Organization of several training workshops for artisans, covering:
 - Techniques of processing local products in the trades of making shoes, leather goods, jewelry, and sculptures;
 - Techniques of tent making;
 - Minimum accounting and cash management system;
 - Preparation of a bakery program using the Developing a Curriculum Method (DACUM); and
 - Business organization and management.

Promotion of artisanal products

The department responsible for the sector organized and/or participated in several fairs and festivals, both at home and abroad.

Development of private enterprise in the sector

- Creation and outfitting of resource centers;
- Technical and material support for training centers and cooperatives.

Production of information on the sector

- Creation of 104 radio programs and four television programs;
- Publication of the internal newsletter of the Permanent Assembly of Malian Chambers of Trades (APCMM), *La Lettre de l'APCMM* (Letter from the APCMM);
- Participation in preparation of the newsletter of the Standing Conference of African and Francophone Consular Chambers (CPCCAF);
- Organization of the APCMM website;
- Regular updating of the Directory of Chambers of Trades (37,000 registered as at October 31, 2012).

Tourism

Accommodation establishments recorded 46,859 arrivals for 82,399 overnight stays in 2012, compared with 94,868 arrivals for 336,870 overnight stays in 2011. There was thus a decline of 76 percent from 2011 to 2012, a negative performance that resulted from the shocking events that occurred in Mali.

Improvement of the quality of services and of touristic offerings

- Creation of 31 accommodation establishments, 33 bars-restaurants-pastry shops, three nightclubs/recreational locations, and 22 travel agencies, for an investment of CFAF 5.260 billion. These investments facilitated the creation of 788 jobs in Mali and abroad;
- Organization of training sessions in Bamako and in the regional capitals of Kayes, Sikasso, and Mopti;
- Regulation of 120 travel agencies and 519 tourism establishments, including 310 hotels, 100 bars/restaurants, 10 nightclubs, and 99 recreational locations.

Development of touristic sites

- Facilities were installed at the nature site on Sébénikoro Hill;
- The study on promoting and developing ecotourism in Gourma was completed;
- Work began on the directory of touristic sites and monuments in Bamako.

Touristic promotion of Mali as a destination

The department organized and/or participated in various national and international events for the promotion of Mali as a destination. With the shocking occurrences in Mali, several national events were disrupted or cancelled.

Production of reliable statistics on the sector

The 2011 Statistical Yearbook of the Tourism and Hotel Organization of Mali (OMATHO) was published. The tourism website was updated regularly. Monitoring of the tourism indicators produced the following results in 2012:

- 101,335 arrivals of international visitors through the Bamako-Sénou Airport, compared with 129,975 in 2011 (i.e., a decline of 22.03 percent). Visitors arriving through the land borders numbered 32,542;
- The estimated amount of new investments made was CFAF 260,433,349;
- There were 675 listed accommodation establishments;
- Jobs created directly totaled 9,595, and indirectly created jobs numbered 19,190.

Promotion of private investment

- Documentation of 10 procedures on the e-regulations site (site for information on the administrative procedures concerning investment in Mali);
- Dissemination of the first edition of the 2011 Guide for Investors in Mali;
- Introduction of the new Investment Code under Decree 2012-475 /P-RM of August 20, 2012, establishing the pertinent procedural rules;
- Improvement of Mali's rating in the World Bank's 2012 Doing Business report. As regards the "creation of enterprises" indicator, Mali was rated second within the WAEMU area and 115th out of 180 countries at the global level.

Microfinance

- Organization of a meeting of the Steering Committee on Financing of the Action Plan (CPFPA), which approved applications for funding of the decentralized financial systems (SFDs), submitted to the Joint Financing Mechanism (MFC) for a total of CFAF 208,114,500;
- Participation in the activities of grouping the partner SFDs of the Rural Microfinance Program (PMR), following which the licensing applications of two new associations are being processed at the BCEAO;
- Improvement of the capacities of the Professional Association of SFDs (APSF) and its members;
- Pursuit of the three main goals in the 2008–12 action plan:
 - ✓ Enhancement of the institutional, legal, and regulatory environment,
 - ✓ Streamlining of the sector and consolidation of the SFDs,
 - ✓ Broadening and diversification of the supply of financial services;

- Continuation of the Microcredit Project for the Promotion of Entrepreneurism Among Women and Young People (PMCFJ/FDE), for financing in the sum of CFAF 1.975 billion in favor of 9,261 recipients, comprising 7,411 women (80 percent) and 1,850 young people (20 percent).

Employment

In 2012, the most significant actions were as follows:

- Report on the Outcome of the 1998 National Employment Policy;
- Preparation of the draft framework paper on the New National Employment Policy;
- Additional studies for the establishment of a National Employment and Training Observatory (ONEF);
- Continuation of implementation of the National Poverty Reduction Action Program (PNA/ERP), a program in support of young people: Operation Driving License, supply of kits on metallic construction, plumbing, masonry, and auto mechanic's, electrician's, and building skills;
- Training and equipment for women's associations in Bamako, Kayes, Koulikoro, Sikasso, and Ségou;
- Provision of urban taxis;
- Organization of training sessions on Creating Your Enterprise - Improving Your Enterprise Management (CREE - GERME) and other modules tailor made for young people in Bamako, Koulikoro, and Ségou;
- Financing and/or backing of projects for young people;
- Technical support to the TCs or a labor-intensive approach in their programs.

Job losses in the private sector

In the course of 2012, 3,558 job losses were recorded in the private sector. These lost jobs were the result of 1,854 layoffs (i.e., 52.11 percent of the total) and 1,625 temporary layoffs (i.e., 45.67 percent of the total). For 79 jobs (i.e., 2.19 percent), the only information received was that they had been lost.

These job losses affected all economic sectors. BTP and the hotel industry were the hardest hit. This resulted from the stoppage of major projects and the closedown of hotel structures and tourism agencies following the worsening of the problems as of March 22, 2012.

Of the 1,625 employees temporarily laid off, 725 (i.e., 44.62 percent of the total) worked in the tourism and hotels subsector.

Absence of recruitment in the public sector

Layoffs are rare in the civil service. However, in 2012, decisions to recruit 263 employees were cancelled for nonconformity with the provisions in Decree 2011-051/P-RM of February 10, 2011, establishing the terms of employment for personnel of the Administration subject to the Labor Code.

4.4.2 Evolution of the sectoral indicators

The number of procedures and of days needed for the creation of an enterprise did not change between 2010 and 2012, remaining at three days.

The value of the exports of artisanal products rose from CFAF 4,362 million in 2011 to CFAF 4,803 million (provisional) in 2012 (i.e., by 10 percent).

The number of arrivals at hotels trended steadily downward between 2010 and 2012, by 5.26 percent between 2010 and 2011 and by 2.44 percent between 2011 and 2012.

From 2007 to 2009, the evolution of jobs created (public and private) followed a linear path, averaging 50 percent and then falling steadily between 2010 and 2012: by 23,828 in 2010, 20,857 in 2011, and 20,347 in 2012 (i.e., -12.47 percent in 2011 and -2.44 percent in 2012).

The amount of investments made in licensed industrial units progressed on a linear path from 2010 to 2012 (CFAF 10,612 million in 2010, CFAF 17,269 million in 2011, and CFAF 104,603 million in 2012). The leap upward in 2012, compared with 2011, resulted from the implementation of major projects such as CEDIAM in Yanfolila, IMAFER in Koulikoro, the Samsung projects, the tomato units with Moulins Modernes, and N-SUKALA.

The 2011 and 2012 data concerning the SFDs are provisional, generated by quarterly statistics for a sample of principal microfinance structures.

The rate of penetration of the SFDs dropped slightly ([-]0.92 point) in 2011, from 18.30 percent in 2010 to 17.38 percent in 2011. In 2012, the quarterly statistics showed a decline (-0.60 point), compared with the previous year, to 16.78 percent.

On the other hand, the amount of appropriations distributed continued to fall, initially by 2.06 percent in 2011, from CFAF 71.377 billion in 2010 to CFAF 69.906 billion in 2011. A second, much larger drop (-15.54 percent) is perceptible from the quarterly statistics, recorded at CFAF 59.040 billion in 2012.

The rate of employment is a broader-based notion, encompassing situations of all types, including occasional work, part-time work, and all forms of irregular employment. It stood at about 61.15 percent, according to the data from the Continuous Household Survey (CHS) of 2010. As regards informal employment, this indicator, as its name implies, reflected the share of informal employment in full employment, and stood at 27.89 percent (ANPE, 2011).

4.4.3 Budget execution status

Ministry of Commerce and Industry

BSI appropriations for this area totaled CFAF 5.404 billion in 2012, out of which CFAF 5.379 billion was executed, that is, an execution rate of 99.53 percent.

Ministry of Employment and Vocational Training

BSI appropriations for this area totaled CFAF 1.489 billion in 2012, out of which CFAF 1.453 billion was executed, that is, an execution rate of 97.60 percent.

Arts and Crafts Program

The 2012 budget was lower by 9.57 percent than that of 2011, owing to the budgetary contraction resulting from the events of March 2012. Accordingly, out of a forecast of CFAF 862.755 million, CFAF 857.535 million was executed. The rate of execution was thus 99.39 percent.

Tourism

Out of an appropriation of CFAF 184,107,000 in 2012, CFAF 181,245,746 was executed. The execution rate was thus 98.45 percent, reflecting a notable drop of 46.53 percent, compared with 2011.

Microfinance

Out of a budget forecast of CFAF 2.357 billion in 2012, CFAF 0.538 billion was executed. The execution rate was thus 22.82 percent. This marked a decline of 32.38 percent, compared with 2011, partly attributable to the suspension of assistance.

4.4.4 Problems and constraints

Industry and investment promotion

Industrial development and investment promotion continued to face constraints that explain the low level of attraction that Mali excites in investors, especially those from abroad. These constraints exist both within and outside enterprises.

Constraints within enterprises

- Inadequacy of skilled human resources;
- Inadequate quality of some products;
- Weak diversification of industrial production and limited development of local resources;
- Obsolescence of production equipment and materials;
- Inadequacy of serviceable industrial parks;
- Narrowness of the domestic market;
- Inadequacy of the communication and transport infrastructures and limited access to information;
- Poor governance of enterprises.

Constraints outside enterprises

- Limited access to financing and external markets;
- High cost of the factors of production and transport;
- Fraud, counterfeiting, and unfair competition;
- Weakness of the capacities of training structures and of support to industrial units;
- Weak linkaging of industry with research and the other sectors of the economy;
- Inadequate supply of raw materials.

Commerce

- Size of the informal sector, characterized by an increase in unfair competition or anti-competition practices that distort market forces, affect the business climate, and thus curtail the development of private investment;
- Growing influence of measurements and measurement tools in commercial transactions for the calculation of quantities and volumes;
- Growing requirement for standards of quality and certification of products for access to the external market;
- Difficulty of adjusting to the new information technologies and to the emergence of commercial innovations;
- Lack of interconnection between commercial services and financial services;
- Problem of implementing regional programs, such as ECOWAS Business and the Commercial Surveillance Mechanism within the WAEMU area;
- Inadequacy of material and financial resources for the structures responsible for commerce;
- Inadequacy of specialization among trade participants.

Microfinance

At the institutional level

- Absence of a central credit register and of a central bureau for the sharing of customer information;
- Absence of a deposit insurance mechanism;
- Weakness of the institutional capacities of training agencies (CPA/SFD, CCS/SFD, and APSFD-Mali) and of the GCNM;
- Weakness of the capacities of the APSFD-Mali.

As regards the professionalization and sustainability of the SFDs

- Weakness of the information and management systems (SIGs);
- High cost of the services offered by the SFDs, mainly because of the costs of bank loans and local services;
- Lack of joint initiatives and effective alliances among the SFDs.

As regards financing

- Absence of matching funds in the BSI for improving the government's management structures;
- Shortages in the supply of short-, medium-, and long-term refinancing from the national banks despite some openings;
- Persistence of financial problems and increase in the number of SFDs in difficulty;
- Problem of women's access to financing, given their inadequate capacity to provide the collateral normally required by the funding institutions.

*Arts and crafts**At the institutional level*

- Low level of organization and of qualification among artisans;
- Low competitiveness of artisanal enterprises;
- Inadequacy of growth-supporting infrastructures;
- Inadequacy of reliable statistics;
- Slowness and complexity of the procedures of TFPs.

As regards the availability of financial and human resources

- Inadequacy of financing sources suited to artisanal enterprises;
- Limited budget appropriations;
- Shortages of skilled personnel;
- Lack of financial resources for the transfer of skills.

Tourism

The constraints on the tourism subsector were, among other things: (i) insecurity in the touristic areas, in this case in the northern regions of the country; (ii) inadequacy of financial resources, related particularly to the decline in tourism revenue; (iii) the inappropriateness of some laws and regulations; and (iv) problems with the gathering of statistical data throughout the country.

Employment

- Absence of an interconnected network among the structures that produce information on employment;
- Lack of adequate human and financial resources for the monitoring of activities, the gathering and processing of statistics, and the conduct of targeted studies;
- Absence of a coherent long-term program for reducing the unemployment rate;
- Strong demographic growth that significantly reduces the impact of economic growth on employment, as the economy is not creating enough jobs to absorb the massive arrival of young people on the market;
- Great difficulty raising funds for the Program to Support Employment Promotion in the Private Sector in Mali (PAPESPRIM) to finance budgeted and programmed activities.

4.4.5 Outlook*Industry*

- Assessment of the 2010–12 action plan in the Industrial Development Policy and the formulation of a new action plan;
- Continuation of the restructuring and upgrading of industrial enterprises;
- Preparation of the national policy paper on quality;

- Continuation of implementation of the sugar production project in Markala;
- Establishment of the institutional framework for the National Strategy for Agri-Food Development (SNDA);
- Continuation of the work on increasing security and facilities in industrial parks;
- Training and heightening the awareness of women on standards and quality;
- Preparation and dissemination of 20 national standards;
- Establishment of a national system for the certification of compliance with the standards;
- Adoption and implementation of the 2012–17 National Strategy for Intellectual Property Development.

Commerce

- Start of the operations of Mali's Export Promotion Agency;
- Continuation of actions to combat fraud and unfair competition;
- Monitoring of the implementation of trade agreements;
- Adoption and implementation of Phase III of the PACD;
- Start of the Gum Arabic Project;
- Implementation of the Shea Sectoral Strategy;
- Updating of the Diagnostic Study for Integration in Commerce (EDIC) and of the related action matrix;
- Finalization of the national policy paper on the development of commerce;
- Creation of a national commission to monitor the WTO/EPA negotiations;
- Passage of a consumer protection law;
- Revision of the laws and regulations creating the DNCC;
- Revision of Ordinance 025 of July 18, 2007, establishing regulations on competition;
- Implementation of the Project in Support of Retailer Specialization.

Investments

- Putting into operation the Superior Council of the Permanent Technical Secretariat for the Framework Law on the Private Sector;
- Continuation of business climate improvement;
- Putting into operation the Single Inter-state Transit System (TRIE) on the Dakar-Bamako corridor;
- Devolution of the One-stop Shop to three administrative regions (Kayes, Sikasso, and Ségou);
- Updating and dissemination of the 2012 Guide for Investors in Mali;
- Implementation of a quality approach with a view to ISO 9001 certification;
- Updating and implementation of the action plan for improvement of the business framework;
- Setting up and putting into operation the Foreign Trade and Transport Electronic One-stop Shop to reduce border crossing wait times;
- Launch in 2013 of the Project in Support of Food Security Promotion (PAPSA/FDE), financed in the sum of US\$5,000 by the Kuwait Development Fund, with the participation of the GoM, through the BSI.

Microfinance

- Preparation and implementation of the National Strategy for the Development of Microfinance and the related Action Plan (SNDMF/PA) for 2014–17, and organization of a round table conference to raise the pertinent financing;
- Digitized mapping of the SFDs;
- Creation of a Data Processing Center (CTI) in Mali to meet the needs of small and medium-sized SFDs for Information and Management Systems;
- Contribution to the establishment of a Centralized Data Processing Solution for the Monitoring of SFDs in the WAEMU area, under the supervision of the BCEAO.

Arts and crafts

- Continuation of the installation of basic infrastructures and services in support of growth in the sector: continuation of the work of building and outfitting the artisanal villages (Kayes, Sikasso, Mopti, Bamako, and Djenné), the Cotton Processing Support Center in Ségou, and the Artisanal Resource Center in Commune II of the Bamako district;
- Putting into operation the National Directorate of Arts and Crafts, the Office of the Inspector of Arts and Crafts and Tourism, the Textile Arts and Crafts Development Center, and the Arts and Crafts Resource Center in Commune II of the Bamako district;
- Revision of the Arts and Crafts Code of Mali;
- Continuation of the search for financing of Phase II of the PDSA (PPVA);
- Regular updating of the Directory of the Chambers of Trades;
- Production of a guide with information on the networks for marketing artisanal productions;
- Search for appropriate financing sources for artisans;
- Assessment of the action plan in the national policy paper on the development of arts and crafts;
- Installation of improved facilities at the artisanal sites in Bamako: Medina Market and the artisanal village;
- Upgrading of the Artisans' Center in Timbuktu.

Tourism

The prospective actions fell within the framework of implementation of the action plan in the Tourism Development Strategy and in the WAEMU Tourism Development Regional Program (PRD TOUR):

- Continuation of prospective research in the southern, central, and western areas of the country;
- Diversification of the tourism product through the creation of new touristic activities, in particular the development of ecotourism in the Bafing region and in the humid zones (Central Delta), as well as in the Baoulé loop park and in the northern regions of the country; the study of touristic site development on the banks of the Selingué Lake, and the development of school and university tourism;
- Promotion of Mali as a destination, through participation in touristic events in certain markets from which tourists typically come and further updating of the new tourism website;
- Improvement of the system for analyzing and providing information on touristic activity: increase in the number of information gathering points, conduct of satisfaction surveys, establishment of files on operators in the sector;
- Improvement of the capacities of those active in the sector: training of nearly 200 officials in various areas of activity;
- Putting into operation the Office of the Inspector of Arts and Crafts and Tourism;
- Revision of the laws and regulations governing the tourism sector (restructuring of the OMATHO).

Employment

- Finalization of the new National Employment Policy (PNE) Framework Paper;
- Drafting and validation of the Operational Action Plan (PAO) in the PNE;
- Creation of the National Employment and Training Observatory (ONEF);
- Publication of a half-yearly magazine on employment and vocational training;
- Creation of the Employment and Vocational Training Policy and Monitoring Partnership Framework;
- Continuation of the implementation of the National Young Volunteers Program.

4.5 Culture, Youth, and Sport

4.5.1 Main actions taken in 2012

Culture is a full-fledged business sector. It has its specialized participants and its specific needs. It is also a perfectly cross-cutting area that maintains links with all the other sectoral areas. Furthermore, it is a sector whose vitality is not determined only by the government but also, and especially, by the vibrancy of its independent participants and by the commitment of all of society's dynamic elements.

Youth and sport activities, which rank as national priorities, require an in-depth reform of the sector and the appropriation of adequate resources to meet the ever-growing needs of the young (education, socioeconomic inclusion, and health), the need for the practice of sport (material, financial, and human resources), and institutional needs.

Culture

A cultural policy framework paper and a related action plan for the period 2012–17 were drafted. The paper is pending adoption by the Council of Ministers.

In 2012, a portion of the national cultural heritage was destroyed in the northern regions, a part of which is on the list of world heritage sites managed by UNESCO (Mausoleums in Timbuktu and Gao and manuscripts). With UNESCO's support, Mali signed, on November 15, 2012, the Second Protocol of 1999 on The Hague Conventions of 1954 for the protection of cultural property in the event of armed conflict. This gave Mali the opportunity to receive international assistance from the Fund for the Protection of Cultural Property in the event of armed conflict. In this regard, the Committee for the Protection of Cultural Property in the Event of Armed Conflict in December 2012 gave Mali financial assistance related to emergency measures for the activities of inventorying, documenting, and securing cultural objects.

Protection and promotion of cultural heritage

Restoration work was done on 4,455 ethnographical and archeological objects, which were wrapped in cellophane and stored; two assets were classified as part of the national cultural heritage (the Bamako Cathedral and the Balafon-related cultural practices and expressions); and six assets were listed. The application for inclusion of "The Departure of Masks and Puppets from Markala" on UNESCO's list of items representing nonphysical cultural heritage was prepared and sent to UNESCO.

Cultural heritage is better known

- Conduct of studies on soothsaying in the Djitoumou and Bélé Dougou regions;
- Organization of campaigns for the prospecting of archeological sites in the Mandé area, in Dangassa, in the commune of Niagadina, and in Guinea;
- Production of photographic works on the urban landscape of Gao;
- Organization of a National Cultural Heritage Week in the Kayes, Koulikoro, Sikasso, Ségou, and Mopti regions and in the Bamako district, on the topic "Cultural Heritage, a Factor of Peace and Social Cohesion for the Consolidation of National Unity";
- Exhibitions on the urban landscape of Gao and on soothsaying, entitled "Therapeutic Solutions in the Tradition of Djitoumou," in Bamako and the urban landscape of Kayes.

Promotion of the cinematographic industry

Training in images was provided to 20 professionals in the sector. Three films were produced: *Le Patrimoine Culturel* (Cultural Heritage), *Le Rire du Chacal* (The Laughter of the Jackal), and *Mali Pluriel* (Multifaceted Mali). The film *Toile d'araignée* (Spider's Web) won a prize at the *Vue d'Afrique* (Seen from Africa) Festival in Canada; three films were shown by the National

Cinematographic Center of Mali (CNCM): *Da Monzon* (About Monzon), *Toile d'araignée*, and *Les Concessions*.

A directory was compiled, from archives in Mali (newsreels and documentaries), of 628 films, 28 of which were digitized in Denmark. Five Malian films were disseminated through festivals (Cinéma d'Afrique, Vue d'Afrique, Ecrans Noirs, Cinematic Festival of Carthage and Kouribga, and within Mali).

Creativity, exchanges, and cultural diversity

- Organization in Sikasso of the 7th edition of the Triangle Festival of the Balafon, together with the Start of the 2012 Cultural Year;
- Support in the form of technical advice;
- Organization of festivals: Festival in the Desert, in Timbuktu; Festival on the Niger, in Ségou; Voices of Bamako Festival; Sélingué Festival; Jazz Koumben Festival; the SAFRA in Guinea; Festival of the Masks and Puppets of Markala; *Dance Bamako Dense*; Bankoumana Festival; Fescauris; and Soninké Festival in Kayes;
- Organization of an exhibition of photographs on the urban landscape of Gao, called “Gao, As We Knew It,” in the context of the National Cultural Heritage Week, 2012 edition, and of a creative workshop, “Fotocréation”;
- Implementation of the “Sogoma dolo” project, a competition for the discovery of talented young people, and 42 training sessions on national art forms;
- Organization of and/or provision of space for over 163 cultural events at the Amadou Hampate Ba Cultural Center (Palais de la Culture AHB).

Protection of creation

- Acquisition and processing of 300 documents (books and brochures) for copyrighting by Malian authors and/or editors, of grants from the WTO, WHO, UNESCO, UNICEF, the UN, and Malian public utilities, and through purchases funded under the national budget;
- Affixing of stickers to musical works: 50,892 mounts of works (music and film) were authenticated through the affixing of stickers of the Malian Copyright Office (BUMDA);
- Audits were performed in 12 engagements: 12,387 mounts seized, 8,153 mounts regularized, and 4,234 mounts confiscated;
- Seven legal cases were brought: four matters pending and three rulings handed down, two of which were enforced.

As part of its communications policy, the BUMDA published, in July 2012, No.°00 of its Newsletter.

Youth and Sports

Development and promotion of physical and sporting activities

- Organization of school and university competitions;
- Continuation of work on the construction, upgrading, and outfitting of infrastructures:
 - CAN stadiums in Mopti and Sikasso, equipped with handball and volleyball courts (95.5 percent of the work done);
 - Sports arena in Bamako, ACI 2000 (basketball court, 65.75 percent built);
 - Mamadou Konaté Stadium (work on lighting done).

Competitions

Mali participated in national, continental, and international competitions in several disciplines: athletics, basketball, football, lawn bowling, handball, swimming, tennis, cycling, and martial arts.

Education, guidance, and socioeconomic inclusion of young people

The implementation of the National Youth Promotion Program generated numerous activities in various areas:

- Participation in the project to restock the FAYA forest reserve: 150 young people participated in this activity, 145 hectares were reforested, with the planting of 20,100 trees;
- Symposium on Socioeducational Activities;
- International Youth Symposium in Niono (Ségou);
- African Youth Symposium;
- Continued work to put into operation the National Center for the Promotion of Volunteering (CNPV) and the Program in Support of Malian Youth;
- Training and facilities for young people in the Soufouroulaye Youth Camp.

4.5.2 Evolution of the sectoral indicators

Culture

There is no information to date on the sectoral indicators in this area for 2012. The outstanding data are: the number of jobs created in the cultural sector, the amount earned from exports of cultural goods (in millions of CFA francs), the number of cultural enterprises created, and the taxes and fees collected from cultural industries (in millions of CFA francs).

Youth and sport

Table 10: Sectoral Indicators of Youth and Sport

Indicator	2010	2011	2012
Number of training areas covered	4	-	30
Number of structures in operation	40	-	29
Number of competitions organized	2	-	30
Number of medals obtained or records beaten	134	57	76
Number of young people trained in youth infrastructures	706	733	1,651
Number of young people introduced into the production process	150	260	159

Source: CPS/SCJ

4.5.3 Budget execution status

Ministry of Culture

In 2012, the appropriation for all of the pertinent projects/programs under implementation was CFAF 2.220 billion. Only one project managed to disburse CFAF 75 million; the rate of execution was thus 3.4 percent.

Ministry of Youth and Sport

In 2012, the appropriation for the pertinent projects/programs under implementation was CFAF 616.224 million, with a disbursement of CFAF 413 million. The rate of execution was thus 67 percent.

4.5.4 Problems and constraints

Culture

- Inadequacy and obsolescence of infrastructures and facilities;
- Failure to upgrade or approve the diploma delivered by the Balla Fasséké Kouyaté Multimedia Conservatory of Arts and Trades (CAMM-BFK);
- Delay in adopting the Cultural Policy;
- Inadequacy of resources for undertaking activities;
- Inappropriateness of the method of disbursement for certain activities (film production);

- Shortfalls in activity budgets in Regional Directorates of Culture and in Cultural Representative Offices;
- Limited consultations with the diaspora.

Youth and sport

- Nonexistence of a National Federation of School and University Sport;
- Nonexistence of a policy paper on sport;
- Weak action to ensure the legal and physical security of the lands allocated to the Ministry of Youth and Sport;
- Inadequacy of qualified technical trainers;
- Poor organization of the popular practice of sport;
- Inadequacy of infrastructures and of facilities for elite sport;
- Inadequacy of appropriate training at grassroots level;
- Inadequacy of financial support allocated to the Federations to ensure the promotion and strengthening of the sporting movement.

4.5.5 Outlook

Culture

- Acceleration of the process of upgrading and approval of the diploma delivered by the CAMM-BFK;
- Acceleration of the process of adopting the cultural policy;
- Increase of appropriations for the Regional Directorates of Culture and the Cultural Representative Offices;
- Promotion of the technological development of the sector;
- Strengthening of intercultural dialogue;
- Financial and technical support for promoters of cultural activities and enterprises;
- Encouragement of formal cultural entrepreneurship;
- Legal and social protection of artists and cultural workers;
- Restoration/upgrading of the cultural property that had been destroyed;
- Identification, localization, and return of the cultural property that had been removed.

Youth and Sport

- Establishment of a National Federation of School and University Sport;
- Formulation of a national policy paper on sport;
- Enhancement of human resource capacities and improvement of infrastructures to ensure the promotion of sport at the grassroots, school, and university levels;
- Increase of the subsidies allocated to the federations to ensure the promotion and strengthening of the sporting movement;
- Acquisition of property titles for socioeducational and sport infrastructures;
- Participation of young people in war efforts and in electoral cycles;
- Improvement of sport results at the national and international levels;
- Continuation of the socioeconomic inclusion of sportspersons;
- Increase and consolidation of Mali's representation in sport management bodies at the subregional, continental, and global levels.

5. STRATEGIC PILLAR 2 OF THE 2012–17 PRGSP: EQUITABLE ACCESS TO QUALITY SOCIAL SERVICES

5.1 Education and Literacy

5.1.1 Main actions taken in 2012

Basic education (first component)

- Construction and outfitting of the IFM in Ségou, including the School for the Training of Pre-School Educators (EFEP);
- Widespread application of the basic education curriculum for the 1st and 2nd grades in the first cycle of basic education in the Bamanankan linguistic area schools of Koulikoro, Kati, and Ségou;
- Capacity building for participants in the construction of tools for assessing pupil performances in relation to the basic education curriculum;
- Promotion of science and technology education during the second cycle of basic education (7th, 8th, and 9th grades) through the supply of science activity trunks;
- Allocation of school books and teaching materials for all primary schools;
- Transfer of CFAF 107 billion in financial resources to the TCs.

General secondary education (second component)

- Regular increase of staffing between 2009 and 2012, out of proportion to the schools' reception capacities. This led to a situation of state dependency on the private sector. The opening of seven new public lycées (7-year high schools) in Koumantou, Bla, Bankass, Niono, Kangaba, Fourou, and Macina, as well as the construction of six others, will certainly have helped to reduce the effects of that dependency;
- New programs for the 10th and 11th grades were implemented, and 2,195 teachers were trained in using them as well as in teaching in those areas;
- Adoption of a national policy paper on general secondary education.

Technical and vocational education (third component)

- Upgrading of the technical school in Bamako;
- Expansion of a vocational training institute;
- Formulation and adoption of a national policy on technical and vocational education, taking account of technical and vocational education at the primary level.

Vocational training (fourth component)

With the implementation of the third phase of the Education Sector Investment Program (PISE), vocational training was expanded to include persons who had never attended school and adults unable to read, 16-45 years old.

In 2012, despite the difficult situation faced by the country, major actions were undertaken by the units responsible for vocational training:

- Establishment of vocational training arrangements;
 - Dual system of apprenticeship and modular training;
 - System of certification and validation of experience obtained (VAE);
 - Appropriate monitoring/assessment mechanism;
- Improvement of the training and employability of young people;
- Increase of the coverage rate of vocational training and admission capacities;
- Diversification of training areas;
- Assessment of the first year of implementation of the 10-Year Vocational Training for Employment Development Program (PRODEFPE);
- Preparation of vocational training programs in pig and seed farming;

- Review of the agri-foodstuffs processing program;
- Formulation of the “Reconversion and Adaptation of Young Graduates in Search of Employment” training program;
- Construction of Vocational Training Centers in Tomini and Yorosso, the upgrading of those in Djoliba and Missabougou, and the granting of approval for opening up to private promoters;
- Continuation of actions for the creation of the National Engineering and Training Institute (INIFOR).

Higher education (fifth component)

The cohort of students increased considerably, from 71,289 in 2009–10 to 86,243 in 2011–12. There were only 9,000 students in 1997.

The architecture of the areas of training was redefined in accordance with the major reform introducing the system of Bachelor’s, Master’s, and Doctoral degrees (LMD) adopted in December 2008.

Scientific research (sixth component)

- Establishment of a research financing mechanism (including the Competitive Fund for Research);
- Strengthening of the mechanisms for disseminating and processing research results (including linguistic research).

Management/devolution/decentralization/participatory planning of education (seventh component)

- Actual transfer to the TCs of 84.2 percent of the financial resources allocated to education;
- Improvement of the system for planning, steering, and monitoring/assessing the program;
- Establishment of education infrastructures.

5.1.2 Evolution of the sectoral indicators

Basic education

After growing remarkably until 2008, the enrollment indicators declined during the period from 2009 to 2012, which was marked by two important events: (i) the 4th General Population and Housing Survey (GPHS) in 2009, which put the country’s total population at 14.5 million with an annual average growth rate of 3.6 percent that led to a disproportion between the increased school-age population and the number enrolled in school; and (ii) the security crisis, which triggered a massive displacement of inhabitants of the northern regions toward the south or to neighboring countries. These events severely disrupted the evolution of school enrollment.

Accordingly, the gross school enrollment ratio (GSER) in the first cycle of primary education fell from 81.5 percent in 2011 to 78.3 percent in 2012. The admission rate (74.6 percent in 2011, compared with 64.9 percent in 2012) and the completion rate (58.3 percent in 2011, compared with 54.1 percent in 2012) in the first cycle attest to the general decline over the period.

The numbers of students at the various levels of education in 2012 were: 2,891,107 in basic education (1st and 2nd cycles), 286,017 in secondary education (general, technical, and vocational), and 86,243 in higher education (specialized prestige university colleges, faculties, and institutes). The numbers in informal education generally increased. The number in Educational Development Centers (CEDs) fell from 38,560 in 2009 to 12,097 in 2012, compared with a target of 60,145.

The strategic choices adopted need to be reviewed, in particular as regards the widespread application of the curriculum in national languages and the decline in the quality of student learning.

Table 11: Evolution of the Indicators of Education Sector Monitoring

Indicator	2010	2011	2012
GSER in the 1 st cycle (in %)	79.5	81.5	78.3
GSER in the 1 st cycle for girls (in %)	73.8	74.0	71.4
Admission rate in the 1 st cycle (in %)	74.7	74.6	64.9
Completion rate in the 1 st cycle (in %)	56.3	58.3	54.1
Repeater rate in the 1 st cycle (in %)	12.9	15.3	19.2
Boys/girls GSER parity index	0.9	0.83	0.80
Students/teacher ratio in the 1st cycle	50	49	40

Source: CPS Education Yearbooks

5.1.3 Budget execution status

The portfolio of the ministries responsible for education contained 18 programs and projects, all under implementation. The total financing received (domestic and external) as at December 31, 2012, was estimated at CFAF 177.458 billion, compared with CFAF 182.640 billion as at December 31, 2011. In 2012, this portfolio of programs/projects was financed to the tune of 72.1 percent by external resources, compared with 81.1 percent in 2011. The government, through the domestically funded BSI, provided financing to the tune of 27.9 percent in 2012, compared with 7.4 percent in 2011. Eight TFPs provided funding in 2012 to the tune of CFAF 127.470 billion, compared with CFAF 130.088 billion in 2011.

The rate of disbursement of the financing received was 70.8 percent in 2012, compared with 79.9 percent in 2011 (i.e., a decline of 9.1 points).

The Ministry of Education, Literacy, and Promotion of National Languages (MEAPLN) considered a series of measures with a view to achieving greater resource management efficiency, under three headings:

- Local steering of sectoral policy, which will take the form of performance contracts;
- Clarification of roles and procedures; and
- Central government training and support for communities.

In the context of strengthening the partnership with CSOs, the Forum of International NGOs in Mali (FONGIM) carried out activities with its own funds, totaling CFAF 5.279 billion.

5.1.4 Problems and constraints

Basic education

- Inadequacy of education infrastructures;
- Duplication and persistent malfunctioning of the system;
- Inadequacy of manuals and teaching materials in general and of manuals in national languages in particular;
- Inadequacy of teacher training in the use of schoolbooks;
- Limited ownership of the curriculum by teachers;
- Negative impact of traditional gold washing on school enrollment, if appropriate measures are not taken;
- Limited financing.

Technical and vocational education

- Qualitative and quantitative inadequacy of human resources in general and of trainers in particular;
- Inadequacy, sometimes absence, of facilities;
- Limited involvement of the productive private sector.

Vocational training

- Low level of qualification of young graduates;
- Limited sustainable inclusion in the world of work;
- Absence of a national strategy for certification and validation of vocational learning;
- Absence of a policy framework and of efforts to achieve consistency in arrangements for on-the-job, qualifying, and apprenticeship-based training arrangements;
- Inadequacy of qualified instructors, of financing, and of infrastructures and facilities for vocational training;
- Lack of adjustments to ensure the appropriateness of training programs using the competency-based approach.

Higher education

- No sound knowledge of student numbers;
- Inadequacy of the admission capacity of university halls of residence;
- Inadequacy of amphitheaters and specialized rooms;
- Slowness of implementation of the LMD system;
- Inadequacy of qualified teaching personnel and deterioration of training conditions.

Scientific research

- Scarcity of financing and problems collecting the funds allocated by the government;
- Weakness of the legislative and regulatory framework for the management of allocated funds;
- Nonconsideration of contractuals for the status of researchers;
- Limited dissemination of research results;
- Limited cooperation between research and other sectors;
- Insufficiency of skilled personnel;
- Absence of a national research program.

Management/devolution/decentralization/participatory planning

- Limited capacity of the staff to carry out the functions of planning, resource management, and performance monitoring in a context of decentralization and devolution;
- Poor distribution of human resources among central, devolved, and decentralized government departments.

5.1.5 Outlook***Basic education***

- Continuation of the curriculum reform aimed at the adoption of a competency-based approach in which French and national languages would be used concomitantly;
- Training of national language specialists at the IFMs and at the Faculty of Languages, Arts, and Human Sciences (FLASH), as well as having individual IFMs cover specific linguistic areas;
- Introduction of the use of national languages in examinations for the Diploma of Basic Studies and for the Baccalauréat (pre-senior college/university diploma);
- Continuation of the gradual transformation of community schools into public schools;
- Expansion of the granting of subsidies for Direct Support to Improve School Results (ADARS), to include all public primary schools;
- Adequate appropriation of resources for reducing the geographic and gender inequalities in access and in retention.

Technical and vocational education

- Increased national coverage through the installation of infrastructures;
- Continuation of the preparation of new programs for the 12th grade and the training of teachers in their use;
- Recruitment of teachers at the general secondary education level;
- Increase in the allocation of schoolbooks to high schools;
- Continuation of the outfitting of laboratories and of documentation and information centers in new lycées;
- Continuation of the outfitting of IT rooms and their connection to the Internet;
- Strengthening of the monitoring of lycées from the pedagogical and administrative standpoints.

Vocational training

- Strengthening of the capacities of the modern and informal sectors;
- Technical support for the design and mounting of projects to create enterprises;
- Vocational training of school dropouts from the 1st and 2nd cycles of basic education and of final-year CED students (modular training);
- Outfitting of training centers, artisanal enterprises, and agricultural enterprises;
- Introduction of rural youth to rice farming;
- Continuation of organization of the employment and vocational training exchange.

Higher education and scientific research

- Formulation of a career plan;
- Establishment of a fund to provide training and refresher courses for teachers and researchers;
- Continuation and improvement of the Transfer of Knowledge Through Expatriate Nationals (TOKTEN) Program;
- Creation of other universities in the regions by end-2015;
- Implementation of a plan for training new higher education teachers and more researchers.

5.2 Health and Actions to Combat HIV/AIDS

5.2.1 Main actions taken in 2012

In the area of health

- Dissemination of tools for monitoring/supervising community health employees (ASCs) and for accrediting community health centers (CSCOMs) and referral health centers (CSRs);
- Validation of the national policy paper on the management of pesticides used in public health, the national joint health/environment action plan, the plan for health sector adjustments dictated by the adverse effects of climate change, the plan to train health supervisors and mutual health plan participants, etc.;
- Design of tools for assessing the various ongoing plans;
- Review of the literature on the Treatment of Severe Malnutrition (PCIMA), the adjustment of tools for the midterm review of the roadmap, and the validation of the Standard Policies and Procedures (PNP) in the area of nutrition;
- Review of the Hospital Information System;
- Capacity building in the area of decentralized planning, as part of the formulation of the Community Health Development Plan (PDSC);
- Strengthening of the technical plateau of a number of health infrastructures in emergency obstetrics and neonatal care (SONU) equipment;
- Provision of contraceptive products and reproductive health kits, including kits for dealing with rape and its complications;
- Formulation of the new 10-Year Health and Social Development Plan (PDDSS II).

As regards the process of formulating the new PDDSS/PRODESS

The process of formulating the new plan began in 2011 but was severely disrupted in 2012 because of the crisis that the country experienced. The process comprised:

- A phase of evaluation, now fully completed, that involved: (i) assessment of the 1998–07 PDDSS, of the 2005–09 Health and Social Development Program (PRODESS II), of the latter's 2009–11 extended phase; (ii) analysis of the status of the Programs for the Promotion of Women, Children, and Families; and (iii) joint assessments of national strategies and plans; and
- A phase of formulation, strictly speaking, which is still under way. The principal steps completed were: (i) the production of the new plan under validation; (ii) the training of district and regional teams (8 regions + Bamako district) in decentralized health planning; and (iii) the launch of the formulation of five-year plans in a number of health districts.

The political and security crisis had an impact on the nature and magnitude of the activities undertaken. The destruction of most of the health structures in the northern regions made readjustments necessary to meet urgent needs. The initiatives developed to respond to the crisis concern the formulation of:

- An emergency plan,
- A contingency plan,
- A health and nutrition cluster, and
- A plan for the assessment of needs in the buffer zone (areas bordering the northern regions).

In the area of action to combat HIV/AIDS

- Review of the 2006–10 National Anti-AIDS Strategic Framework (CSN);
- Study on the National Anti-AIDS Fund;
- Estimate of the flows of national anti-HIV/AIDS resources and expenditure;
- Formulation of the 2013–17 CSN.

5.2.2 Evolution of the sectoral indicators

Table 12: Summary of the Indicators of Medical Coverage, 2007–12

Indicator	2007	2008	2009	2010	2011	2012
Number of CSCOMs in operation	826	873	993	1,050	1,086	1,134
Minimum Package of Activities (MPA) < 5 km (%)	53	58	57	58	59	56
MPA < 15 km (%)	79	80	85	88	84	85
Visits (new contacts/inhabitants/year)	0.29	0.29	0.33	0.33	0.32	0.31
Prenatal consultations (%)	78	82	90	79	76	68
Assisted births (%)	58	61	64	57	58	57
Rate of DTCP3/Penta3 vaccination <12 months (%)	94	94	101	92	88	88
Rate of use of family planning services (%)	4.17	4.05	4.55	4.86	6.13	5.79
Rate of HIV/AIDS prevalence among pregnant women (%)	2.80		2.70	1.92	2.24	1.78

Source: DNS, 2012 SLIS Yearbook

Most of the indicators showed a downward trend in 2012 by comparison with 2011, attributable to the sociopolitical and security crisis that severely disrupted the health system in the northern regions as well as in the Tenenkou, Douentza, and Youwarou communities in the Mopti region. To that must be added the suspension of most of the direct bilateral and multilateral assistance to the government following the coup d'état of March 2012, except for assistance from UN agencies.

Creation of health centers

There were 48 new health centers created in 2012, compared with 44 in 2011. Despite the creation of these new CSCOMs, there was no improvement of access within a range of 5 km in 2012, the reason for this being that most of the new centers were placed in areas where there were already centers in operation.

Prenatal consultations

The national prenatal consultation (PNC) coverage rate has declined steadily since 2009, falling from 76 percent in 2011 to 68 percent in 2012. Compared with that national average, the regions of Gao (6 percent), Kidal (11 percent), Timbuktu (12 percent), and Mopti (60 percent) recorded the lowest rates. This poor performance resulted not only from the impact of the security crisis but also from the scarcity of skilled human resources, the low level of people's awareness of the benefits of PNC, the inadequacy of training and refresher courses for the existing personnel, the inadequacy of personnel supervision, the low geographic coverage of some localities in health structures, the mobility of personnel, and the weakness of data gathering.

The regions of Ségou, Sikasso, Kayes, and Koulikoro recorded higher PNC rates than the national average, on the order of 71-74 percent. Bamako had the best PNC rate, with 93 percent. The better rates in the southern regions appear attributable to the contribution of community health workers to the raising of awareness at the grassroots level and positive geographic coverage through the creation of new functional CSCOMs.

Assisted births

The national assisted birth coverage rate fell from 58 percent in 2011 to 57 percent in 2012. Levels were alarming in the regions of Timbuktu (1 percent), Gao (2 percent), Kidal (3 percent), and Mopti (44 percent), which recorded the lowest rates. This poor performance resulted not only from the impact of the security crisis but also from the scarcity of skilled human resources, the limited awareness of people about the benefits of assisted births, the limited geographic coverage of some localities in health structures, the mobility of personnel, and the weakness of data gathering.

The better rates in the southern regions appear attributable to the concentration of people from the north displaced to those regions and good geographic coverage. The rates in the regions of Sikasso (65 percent) and Koulikoro (63 percent) exceeded the national average, whereas those in the regions of Ségou (56 percent) and Kayes (53 percent) were below the national average. Bamako had the highest rate of assisted births (92 percent).

Use of services

The national average as regards the number of new contacts per inhabitant made annually for the use of services declined from 0.32 in 2011 to 0.31 in 2012. Compared with that national average, the regions of Gao (0.03), Timbuktu (0.08), Kidal (0.16), and Mopti (0.19) recorded the lowest rates. This poor performance resulted not only from the impact of the security crisis but also from the scarcity of skilled human resources, the limited geographic coverage of some localities in health structures, the mobility of personnel, and the weakness of data gathering.

The better rates in the southern regions (from 0.32 percent for Koulikoro to 0.40 percent for Sikasso) appear attributable to the concentration of people from the north displaced to those regions, the contribution of community health workers, and good geographic coverage through the creation of new functional CSCOMs. Bamako recorded the highest rate as regards the use of health services (0.44 percent).

Measles vaccine coverage

The national average rate of measles vaccine (MV) coverage rose from 82 percent in 2011 to 87 percent in 2012. Compared with that average, the regions of Kidal (17 percent) and Gao (20 percent) recorded the lowest rates. This poor performance resulted not only from the impact of the security crisis but also from the low availability of skilled human resources, the absence or weakness of organization of advanced strategic activities and/or mobile teams, the limited mobilization of financial resources, the inadequacy of logistic means, the mobility of personnel, and the weakness of data gathering.

All the other regions, including the Bamako district, recorded MV coverage rates of at least 80 percent. The highest rate (95 percent) was recorded in Koulikoro, Sikasso, and Mopti. The better rates in the southern regions appear attributable to the support of a number of partners or NGOs, especially in Timbuktu (82 percent), and the improvement of geographic coverage through the creation of new functional CSCOMs.

Diphtheria, tetanus, whooping cough, and polio (DTCP3/Penta3) vaccine coverage

The national average DTCP3/Penta3 vaccine coverage rate remained stable at 88 percent between 2011 and 2012. Compared with that average, the levels were alarming in the regions of Gao (0 percent), Kidal (1 percent), and Timbuktu (6 percent). These poor performances resulted not only from the impact of the security crisis but also from the scarcity of skilled human resources, the absence or weakness of organization of advanced strategic activities and/or of mobile teams, the limited mobilization of financial resources, the inadequacy of logistic resources, the mobility of personnel, and the weakness of data gathering. In particular, the Gao rate appears attributable to the unavailability of resources for routine collections during the crisis and the nonforwarding of data from NGOs active in the region.

The region of Sikasso had the highest rate (103 percent). It was followed by Bamako (99 percent), Ségou and Mopti (97 percent each), Koulikoro (93 percent), and Kayes (88 percent). The better rates in the southern regions appear attributable to the support of a number of partners or NGOs and the improvement in geographic coverage through the creation of new functional CSCOMs.

Number of couple-years of protection (contraceptive protection)

The number of couple-years of protection (CYP) increased from 209,150 in 2011 (i.e., a contraceptive protection rate of 5.71 percent) to 264,229 in 2012 (i.e., a contraceptive protection rate of 6.89 percent). The Gao and Timbuktu regions recorded the lowest rates (virtually zero), whereas Bamako had the highest rate (13.69 percent). The rates noted in Gao and Timbuktu can be attributed to the security crisis, failure to collect data because of the destruction of health structures, and the lack of health personnel.

The impact of the political and security crisis seems to have been generally low, possibly because of the taking of alternative measures that had not been covered in the government budget, in particular actions performed with the partners (NGOs and UN agencies). Those actions made it possible to limit the negative impact of the crisis and thus safeguard a number of achievements through the mobilization of state and nongovernmental bodies (CSOs) within the framework of actions in favor of vaccination campaigns, assisted births, etc. However, the negative impact will probably be felt more keenly in 2013–14 and reflected in a number of indicators, especially in the area of combating diseases, which had been affected by a suspension of financing from the Global Fund before 2012.

5.2.3 Budget execution status

The amount received totaled less than half (48.7 percent) of the estimated budget because of the suspension of cooperation by most of the partners. Despite the government's efforts, which exceeded the forecasts, and satisfactory expenditure execution, the overall rate of execution remained weak (47.3 percent), given the small volume of external resources raised (25.8 percent). The breakdown of the total expenditure executed by all the participants in 2012 was: CFAF 74.115 billion in operating expenditure (89.8 percent) and CFAF 8.420 billion in capital expenditure (10.2 percent).

5.2.4 Problems and constraints

- Problems with the mobilization of funds and physical resources;
- Problems with the adequate provision of supplies for the health structures in terms of inputs and products for funding actions to combat malnutrition;
- Suspension of the financing of activities by most of the partners;
- Inadequacy of skilled human and logistic resources;
- Cuts in the government budget;
- Disruption of health activities in the Timbuktu, Gao, and Kidal regions, as well as in the Youwarou, Tenenkou, and Douentza communities in the Mopti region.

As regards actions to combat HIV/AIDS, the suspension of external financing led to the departure of a large portion of the pertinent human resources.

5.2.5 Outlook

In the short term

- Strengthening of the reference and counter-reference system;
- Expansion of the audit of maternal deaths to include other districts;
- Assessment of implementation of the decision to provide Caesarian sections free of charge;
- Assessment of the Child Survival Strategy;
- Support for organization of the system of transport between village and CSCOM;
- Integration of mass treatment to combat schistosomiasis and other Neglected Tropical Diseases (NTD);
- Implementation of the action plan for the development of nutrition;
- Continuation of the approach of accrediting CSCOMs and CSRs;
- Continuation of medicalization of the first line of contact with the health system;
- Continuation of the monitoring of private structures;
- Enhancement of technical capacities for dealing with epidemics;
- Validation and dissemination of the report on Mali's Population and Health Survey (EDSM V), which did not cover the entire country;
- Formulation of a plan (PDDSS II) and of a new program for managing all interventions. To that end, the following actions remained pending: (i) drafting and validation of the five-year consolidated plan for the regions; (ii) consolidation of the priorities of the central structures; (iii) integration of the consolidated plans of the regions with the priorities of the central structures; (iv) drafting and validation of the first five-year phase (2013–17) of the 2013–22 PDDSS and of its medium-term expenditure framework (MTEF); and (v) reviewing the joint monitoring framework, the COMPACT, and the planning tools appropriate for the new PDDSS.

Specifically, in the area of action to combat HIV/AIDS:

- Validation of the 2013–17 CSN;
- Establishment of the National Anti-AIDS Fund; and
- Reactivation of the collaboration with the CSOs by strengthening the capacities of new participants.

In the medium and long terms

- Availability of new health infrastructures;
- Expansion of the prevention of mother-to-child transmission and of the strategy for providing primary health care in communities (SEC);
- Conduct of the secondary family planning survey;
- Support for the organization of the system of transport between village and CSCOM

5.3 Humanitarian Actions, Social Welfare, and Solidarity Economy**5.3.1 Main actions taken in 2012**

The efforts made in 2012 were geared primarily toward the management of persons displaced from the north. Support from the government, UN agencies, NGOs, and a number of sources of bilateral cooperation provided a relatively satisfactory response to the humanitarian emergency generated by the occupation of the northern regions.

As regards social development (humanitarian actions)***In the area of strengthening solidarity and combating exclusion***

Support for vulnerable persons declined considerably in 2012. The rate of implementation by comparison with the goals set ranged from 12 percent in the case of compliance with requests for materials to 54 percent concerning the monitoring of community-based readaptation committees. Only less than one third (28 percent) of the registered handicapped persons were monitored, and 10 percent were reintegrated.

In the area of promoting the socioeconomic integration of elderly persons

All performances declined in 2012. The rate of implementation by comparison with the goals ranged from 9 percent as regards the registration of the elderly to 41 percent as regards compliance with their requests.

In the area of socioeconomic inclusion of women and children in difficulty

More initiatives were taken to assist/monitor poor women raising children alone (18 percent of the target reached) and to ensure the enrollment in school of children in difficulty as well as the registration and reinstallation of such children. By contrast, a negative performance was recorded as regards the registration, medical care, and social reintegration of women with a vesico-vaginal fistula.

In the area of humanitarian actions and social assistance

The number of persons in need of humanitarian assistance soared at an unusual rate. The rate of implementation by comparison with the goals ranged from 1 percent as regards the monitoring of persons in distress to 44 percent as regards medical care for persons infected and affected by HIV/AIDS. As at end 2012, some 480,000 persons had left their home in the northern regions as a result of the armed conflict: about 292,000 are believed to have moved to another location within Mali, whereas 177,000 are reported to have taken refuge abroad (OCHA, January 2013).⁵

⁵ Office for the Coordination of Humanitarian Affairs (United Nations)

National data show that the bulk of the displaced persons were women and children.

Table 13: Statement of Displaced Persons as at December 31, 2012

Region	Number of Displaced Persons		
	Men	Women	Total
Kayes	1,206	1,014	2,220
Koulikoro	1,703	2,096	3,799
Sikasso	6,297	6,390	12,687
Ségou	14,371	15,265	29,636
Mopti	19,950	20,106	40,056
Bamako	23,349	23,943	47,292
Total	66,876	68,814	135,690

Source: DNDS - Compilation of data from the Regional Directorates

In the area of institutional capacity building in communities

Training was provided to 6,184 leaders, and support was given to 1,275 associations.

In the area of improving access by the neediest to income-generating activities

Funds were provided for 1,403 IGAs, and 58 basic infrastructures were installed in 2012. These performance levels represented declines of 29 percent and 99 percent respectively, compared with those achieved in 2011.

Guarantee funds were provided to 302 groups. This represented an implementation rate of 93 percent.

As regards social welfare and the solidarity economy

Status of the development of health mutuals

In the context of implementing the strategy to expand medical coverage:

- 61 health mutuals were co-financed by the state;
- 345 members of initiative committees of mutual associations were trained in the process of establishing a health mutual;
- 22 community social workers were trained in the monitoring and control of health mutuals;
- 282 employees of health care units were trained in the basic notions of mutual association, health mutuals, and contracting;
- 92 community leaders were trained in mutual association in Niono;
- A plan for communications on mutual association was formulated and validated in 2012;
- 11 health mutuals were created through the restructuring of 15 mutual associations;
- Nine health mutuals in Timbuktu received support;
- 10 debates were organized on mutual association at 10 secondary education (technical and vocational) establishments of the Rive Droite Academy;
- A plan for training in mutual association was formulated and validated in 2012;
- The Union of Health Mutuals was established in the Sikasso health district.

Status of the development of cooperatives

- Validation of the national policy paper on the promotion of a social and solidarity economy and of the related action plan for 2014–18;
- Organization of 10 debates on cooperatives in a school environment.

Status of implementation of the Medical Assistance System (RAMED)

The RAMED began faltering (only 1,526 persons registered, that is, 0.2 percent of Mali's total population).

Status of the implementation of compulsory health insurance (AMO)

- Creation of AMO units in health centers and the allocation to them of physical and human resources;
- Continuation of the registration of persons subject to AMO;
- Production of 42,164 receipts (cumulatively, 71,030 as at December 31, 2012) and 36,136 insurance cards (6,000 of which were destroyed as a result of the tragic events of March 2012);
- Negotiation and signing of agreements with various public- and private-sector health care providers (1,294 structures under contract as at December 31, 2012).

Status of preparation of the roadmap for universal medical coverage

- Conduct of the feasibility study on the establishment of linkages between AMO, the RAMED, and mutual insurance, on the one hand, and, on the other hand, other medical coverage mechanisms put into place by the government;
- Ongoing formulation of the health care financing policy.

5.3.2 Evolution of the sectoral indicators**Indicators of social development (humanitarian actions)****Table 14:** Evolution of Indicators of the Social Development Joint Framework (in Percent)

Indicator	2011 Position	2012 Position	2012 Estimate
Percentage of equipment needs met	63.3	41.5	100
Percentage of the poor covered	62.7	4.4	95
Percentage of elderly persons' requests met	83.2	83.3	100
Percentage of children in difficulty enrolled in school	64.3	92.6	100
Percentage of requests for help met	82.7	85.3	100
Number of IGAs financed for women raising children alone	19	0	200

Source: DNDS 2012 Assessment Report

The indicators of the joint framework were generally below their 2011 level and did not reach the goals set previously for 2012. This negative performance is attributable to the general context of the political and security crisis. The humanitarian consequences of the crisis led to a focus on displaced persons in distress, often to the detriment of the traditional social development target groups.

However, a number of indicators were more or less close to their previous level because activities in favor of the population groups involved (the elderly, children in difficulty, and the poor) were maintained, especially in the regions that were not under the occupation.

Indicators of social welfare and the solidarity economy**Table 15:** Evolution of Indicators in the Cooperative Sector

Indicator	2011 Position	2012 Position	2012 Estimate
Number of cooperatives created (annual efforts)	250	6,175	150
Total number of cooperatives with receipts	17,340	23,515	17,490
Number of cooperatives in operation	7,861	8,325	8,696
Percentage of cooperatives in operation	45.3	35.4	50
Percentage of community health associations (ASACOs) in operation	65	70	70

Source: DNPSES 2012 Assessment Report

In 2012 there were 10 times more cooperatives created than expected. One of the explanations for such enthusiasm was the decision made, as regards a number of projects and programs, not to finance any more associations and to concentrate on supporting cooperatives. Many associations

therefore changed to a cooperative status. The political and security crisis may partly explain the limited functionality of cooperatives.

Table 16: Evolution of the Indicators in the Mutual Sector

Indicators	2011 Position	2012 Position	2012 Estimate
Number of licensed mutual associations (annual efforts)	12	9	65
Number of licensed health mutuals (annual efforts)	11	9	65
Percentage of the population covered by mutual associations	3.7	4.8	4.9
Percentage of the population covered by health mutuals	3.1	4.0	4.7
Number of mutual associations in operation (cumulatively)	163	172	228
Number of health mutuals in operation (cumulatively)	155	164	220

Source: DNPSSES 2012 Assessment Report

The huge gap between the estimated and actual creation of mutual associations resulted from the low operating level of the national strategy for the expansion of medical coverage by health mutuals, given the delay incurred in its start-up because of the crisis and the freeze on financing from most of the donors and lenders.

As regards AMO

In 2012 new enrollees numbered 63,868, including 37,799 in the Malian Social Security Fund (CMSS) and 26,069 in the National Social Welfare Institute (INPS). The total number registered (including dependants) thus reached 465,694, with 63 percent in the CMSS and 37 percent in the INPS. This total number represents an increase of 131 percent, compared with the number for 2011.

Those who were not AMO members in 2012 numbered 58,796, including 20,908 civil servants, 8,339 TC employees, 2,561 wage earners in the Administration (contractuals), 2,044 CMSS pensioners, 23,157 private sector workers, and 1,787 INPS pensioners.

5.3.3 Budget execution status

As regards social development (humanitarian actions)

Given the amendment of the government budget in 2012, the mobilization rate did not reach 50 percent. The entire amount received consisted of operating expenditure appropriated for human resource development (77 percent) and institutional development (22 percent). The remainder (1 percent) was devoted to poverty reduction actions. The partners' contributions nearly tripled in response to the needs for emergency humanitarian actions.

As regards social welfare and the solidarity economy

The state was by far the main source of financing, with a mobilization rate of 67.25 percent. The amount it provided covered primarily the wage bill and the cofinancing of health mutuals. Resources mobilized from the TFPs totaled only about a quarter of the amount forecast, given the freeze on financing following the coup d'état of March 22, 2012.

5.3.4 Problems and constraints

As regards social development

In the context of the 2012 crisis, it is difficult to make a critical analysis of the performances achieved on the basis of the strategies followed. The scarcity of financial resources was the primary reason for the negative results, rather than the procedures and strategic choices adopted.

As regards social welfare and the solidarity economy

- Inadequacy of financing for the various plans and strategies;
- Withdrawal of the various partners from the fund for access to basic services;

- Delays in making financial resources available;
- Lack of a technical support fund and of a national guarantee fund for cooperatives and health mutuals;
- Low rate of the people's membership in health mutuals;
- Obsolescence of the fleet of automobiles and motorbikes.

In particular, for AMO implementation, the following problems arose:

- Difficulties experienced by insured persons in collecting AMO receipts and cards from the delegated managing bodies (OGDs);
- Lack of information on the dependants of insured persons in the database;
- Nonspecification of the type of INPS contributions collected by the National Health Insurance Fund (CANAM);
- Delays in payments of health care providers because of weaknesses in medical controls and in the monitoring of referring practitioners; and
- Excessive workloads in the admission units of health structures.

To ease these problems, the CANAM distributed insurers' receipts and cards by sending them directly to the enterprises or units concerned. However, there is a need to organize missions to verify the distribution of receipts by the OGDs in Bamako and in the regions, so as to establish in due course the position with respect to the contributions paid by enterprises. The CANAM should also speed up the establishment of AMO reception desks at health structures and continue raising the awareness of health personnel about the use of AMO resources. The other measures needed concern the OGDs, which should, in particular:

- (i) Ensure the proper entry of data in the database; and
- (ii) Take the steps necessary for the validation of health care statements.

5.3.5 Outlook

In the short term

- Continuation of implementation of the National Action Plan for the Expansion of Social Welfare (2011–15);
- Implementation of the policy on the social and solidarity economy and the related action plan;
- Participation in the 18th edition of the month of solidarity and action against exclusion;
- Conduct of a feasibility study on the establishment of a national fund for risks and disasters for the agricultural sector.

In the medium and long terms

- Continuation of implementation of the policy on social welfare and the solidarity economy;
- Continuation of implementation of the strategy for expanding health mutuals, in its pilot phase;
- Effective implementation of the money transfer programs in favor of vulnerable population groups;
- Design of a social welfare mechanism specific to the agricultural sector;
- Implementation of universal medical coverage.

As regards AMO

- Drafting and adoption of the remaining AMO regulations (in particular, the decrees on the procedures for invoicing and paying for the provision of health care and the conditions and modalities pertaining to the membership of persons voluntarily insured by the INPS);
- Enrollment of at least 20,000 new members a month;
- Signing of agreements with health care providers (the INPS and the Mutual Association of Education and Culture Workers, MUTEK);
- Formulation of the 2014–18 blueprint;
- Forgery-proofing of the IT system;
- Strengthening of the implementation of the communications plan;

- Monitoring of the collection of contributions within the OGDs;
- Assessment of the quality of care provided to insured persons in the health structures;
- Conduct of an actuarial study of AMO in 2013;
- Establishment of a cash management plan.

5.4 Food Security and Nutrition

With a view to addressing the problems of food insecurity, the GoM drafted and adopted in 2002 the National Food Security Strategy (SNSA), one of the priorities mentioned in the PRSP. The SNSA is aimed at meeting the basic needs of the people, especially adopting the goals of increasing and diversifying agricultural production, improving people's incomes, and developing the processing of local products.

Following up on the above strategy, the Food Security Commissariat (CSA), with support from the FAO, formulated the National Food Security Program (PNSA), based on the ongoing policies and strategies, in particular the PRGSP, the Agricultural Policy Law (LOA), the SNSA, the MDGs, and successful experiences in the area of food security. It is an integrated program being implemented throughout the country and targeting, as a priority, the most vulnerable villages and segments of the population.

5.4.1 Main actions taken in 2012

In the area of food security

Following the low yields of the 2011/12 crop year, which led to a food crisis, the CSA and its partners took the following actions throughout the country:

- Implementation of the Emergency Response Action Plan, to provide relief to over 4,600,000 vulnerable persons identified in 210 communes in the Kayes, Koulikoro, Ségou, Mopti, Timbuktu, Gao, and Kidal regions:
 - Purchase of 49,080 metric tons of grain for distribution free of charge in the communes experiencing food problems;
 - Purchase of dried grain seeds;
 - Purchase of potato seeds;
 - Purchase of 15,000 metric tons of grain for reconstitution of the National Security Stock (SNS);
 - Purchase of 35,000 metric tons of rice for constitution of the physical State Intervention Stock (SIE) in Bamako and in the main towns of the northern regions and of Kayes;
 - Improvement of the availability of cattle feed and veterinary products;
 - Purchase of 88,012 metric tons of grain for sale at reasonable prices;
 - Coverage of the cost of transporting quantities for distribution free of charge;
 - Coordination at the national and subregional levels of the implementation and monitoring of actions to alleviate food crises;
 - Widespread communications about the emergency action plan;
 - Continuation of the monitoring of communes as regards vulnerability, in particular through the strengthening of Early Warning System (EWS) surveys;
 - Timely establishment of credit facilities for the financing of grain marketing;
 - Implementation of appropriate strategies (Food for Work, labor-intensive works, etc.), to curtail the flight from the land, especially by rural youth;
 - Continuation of actions to raise people's awareness about the need to safeguard the important biomass of pastoral land by combating bush fires, especially in the Sahel strip;
 - Support for the upgrading of the socioeconomic infrastructures destroyed as a result of flooding, in particular dams; and
 - Intensification of activities in support of nutrition.

The following state interventions cost about CFAF 15.507 billion:

- The response of the Food Security Cluster (NGOs, United Nations agencies, and government) to the food crisis, which had been exacerbated by the armed conflict:

- Restoration of the livestock population;
- Establishment a health monitoring system;
- Purchase of cattle feed; and
- Intensification of market gardening through the purchase of seeds, fertilizer, and small tools as well as by providing training.

The following state interventions cost about CFAF 55 billion:

- **The search for financing to reconstitute the SNS, whose alert threshold was largely exceeded.**

In the area of nutrition

The national policy on nutrition, adopted on January 2, 2013, was designed to ensure preservation of the right to adequate nutrition for the entire Malian population, with a view to meeting the latter's needs for well-being and to ensuring sustainable national development. The nutritional situation in Mali, despite the progress achieved over the last decade, is still alarming, as one child in three is chronically malnourished and at least one woman of childbearing age in two is anemic. Vitamin A and iodine deficiencies are frequently found.

Malnutrition continues to prevail in all its forms in Mali, despite the improvement of food availability. The consequences of the nutritional problems are numerous and multifaceted. Specifically, the situation of children aged 6-35 months is extremely worrisome and calls for urgent measures to be taken to save lives among this particularly vulnerable population group. **For this reason, an Emergency Nutritional Action Plan was formulated and launched in 2012** by the GoM and its partners.

Like other important actions taken concerning nutrition, the following are noteworthy: (i) the establishment of a compact technical secretariat of the Intersectoral Technical Committee on Nutrition; (ii) the effective establishment of REACH (Renewing Efforts to Combat Child Malnutrition) in Mali; (iii) the launch of the activities of REACH and of the international movement to improve nutrition, Scaling Up Nutrition (SUN); and (iv) the preparation of a project managed by CSOs in cooperation with REACH.

5.4.2 Evolution of the sectoral indicators

The problem of food and nutritional insecurity remains structural, even though the indicator levels were affected by the security crisis. A large portion of the Malian population lives in a situation of chronic food and nutritional insecurity, which makes it sensitive to exogenous shocks.

According to the national Standardized Monitoring and Assessment of Relief and Transitions (SMART) survey of May 2011, the rate of global acute malnutrition (GAM) stood at 10.9 percent from a national standpoint. That rate was below the emergency threshold (15 percent).

The rate of acute malnutrition was considerably higher among children 6-35 months old (14.1 percent) than among children 36-59 months old (6.0 percent), and boys were more severely affected than girls. At the national level, children less than three years old were thus about twice more affected by GAM than their elders aged three years and more.

One child in five (20.2 percent) suffered from weight inadequacy in Mali. Heading the list of affected regions were Timbuktu and Mopti, with 26.1 percent and 24.1 percent respectively. By contrast, Bamako and the town of Kidal recorded relatively lower rates, at 14.4 percent and 4.4 percent respectively.

These high malnutrition rates indicate a situation of food insecurity, and preventive actions are necessary to remedy it. For a significant reduction of food insecurity it is important to gather and monitor information on the following three indicators:

- **Rate of coverage of vitamin A supplementation among children aged 6-59 months;**
- **Rate of coverage of vitamin A supplementation among women immediately after childbirth; and**
- **Rate of admission for severe acute malnutrition in nutritional rehabilitation centers.**

5.4.3 Budget execution status

Out of an overall government budget appropriation of CFAF 2.720 billion, the expenditure committed stood at CFAF 2.720 billion. The rate of execution was thus 100 percent.

The government and its partners contributed to the financing of the Emergency Action Plan for dealing with the food crisis that arose as a result of the low yields of the 2011/12 crop year.

5.4.4 Problems and constraints

The CSA faced the following problems:

- Instability of living conditions in rural areas;
- Inadequate organization of consultation frameworks;
- Inadequacy of resources (human, physical, and financial) for better coordination and proper monitoring of the food security management arrangements;
- Poor management of a number of grain banks (GBs);
- Weak management capability of the GB managing committees;
- Absence of a food security policy;
- Inadequacy of storage capacities; and
- Alternating productive and low-yield seasons.

In the area of nutrition, those involved have difficulty taking stock of the multisectoral nature of the nutrition issue.

5.4.5 Outlook

As regards food security, the following actions taken are noteworthy:

- Conduct of a study for formulation of the National Food Security Policy (PNSA);
- Validation of the paper on the 2nd phase of the PNSA and search for its financing;
- Creation of permanent funds for annual financing of the national plan on responses to food problems;
- Consolidation and perpetuation of all the previous gains of the emergency intervention arrangements (SNS, SIE, GBs);
- Increase of the national security stocks (SIE, SNS, GBs) to 100,000 metric tons;
- Development of storage capacities, especially in the vulnerable areas;
- Continuation of the implementation of crucial food security programs in the context of the 2013–14 PRED;
- Strengthening of the management capacities of the GBs; and
- Organization and strengthening of the food security managing bodies.

In the area of nutrition

- Finalization and implementation of the Multisectoral Nutrition Action Plan;
- Implementation of the National Nutrition Policy;
- Establishment of a broader-based intersectoral technical group.

5.5 Water, Environment, Urban Development, and State Lands

5.5.1 Main actions taken in 2012

Water subsector

Within the framework of the implementation of the National Plan for Access to Drinking Water (2004–15), the achievements made between 2004 and end-2012 were: (i) 7,786 new Modern Water Point Equivalents (EPEMs), that is, 70.8 percent of the program; and (ii) the upgrading of 3,078 old EPEMs, that is, 36.2 percent of the program.

In the context of the integrated management of water resources for all uses, the main achievements to be noted were: (i) the management of a hydrometric network of 95 stations; (ii) the production and publication of hydrological surveys; (iii) the conduct of three measuring campaigns; and (v) [*sic*] physico-chemical, bacteriological, and sedimentological analyses.

Sanitation subsector

As regards the control of pollution and nuisances

Draft laws and regulations were prepared and passed, in particular Law^o2012-003 of January 23, 2012, prohibiting the production, importation, holding, marketing, and use of nonbiodegradable powders and nonbiodegradable granules for the manufacture of said powders in the Republic of Mali.⁶

In the context of promoting the creation, maintenance, and operating of community and individual sanitation equipment and works

- Installation of 10,466 household latrines and 38 public latrines;
- Installation of 5,952 washery sump pits in the Kayes, Koulikoro, Sikasso, Ségou, and Mopti regions;
- Construction of 1,800 ml of networks of mini-sewers in the town of Kayes.

As part of efforts to change people's behavior as regards sanitation, pollution, and nuisances:

- Organization of conferences on salubrity in the Kayes, Sikasso, Ségou, and Koulikoro regions and in the Bamako district;
- Construction of 15,630 latrines by people in the FDAL (End of Open-Air Defecation)-certified villages;
- Training and equipping of women's groups in sanitation management systems;
- Production and airing on television of a program on the impact of purification stations for the population.

In the context of building the capacities of the various sanitation participants

- Implementation of Strategic Sanitation Plans in the towns of Kayes, Koulikoro, Sikasso, and Mopti;
- Provision by the Millennium Challenge Account (MCA) of equipment for the analysis of hydric discharge (4), air quality (3), and noise pollution (5).

Environmental monitoring of projects and programs

- Analysis and validation of 59 reports on environmental and social impact studies and of 86 environmental and social impact notices;

⁶ However, it is also noteworthy that a moratorium was placed on the law's implementation with, in particular, requests made by ministerial departments for the amendment of a number of articles.

- Issuance of 78 environmental permits, with the performance of four environmental audits and eight environmental monitoring missions.

In the context of the strategy for the safeguard and integrated management of the resources of the Niger River Basin, the principal actions undertaken were: (i) the organization of nine sessions to provide training and to heighten awareness on the Environmental and Social Management Plan (PGES) and actions to build upon the lessons learned about techniques for protecting water catchments; and (ii) training in the techniques of propagating, transplanting, and maintaining vetiver plants.

Subsector of the environment

As regards coordinating the implementation of the National Environmental Protection Policy

The environmental dimension was integrated into the National Program of Community Irrigation (PNIP), the sectoral policies on fisheries, health, and mining, the Social and Cultural Development Plans (PDESCs), and the projects in the agricultural development sector at the level of the DNA. The 2012–17 PRGSP was greened through the integration of environmental measures, in terms of policies and actions, in all the components of the strategic framework through national and sectoral policies based on the sustainability tool, Strategic Environmental Evaluation (EES).

In the context of the coordination and implementation of conventions, agreements, and treaties

- Organization of sessions to provide information (11) and training (12) to communicators, the Regional Committees for Steering, Coordinating, and Monitoring Development Actions (CROCSADs), and the Local Committees for Steering, Coordinating, and Monitoring Development Actions (CLOCSADs);
- Preparation of the 2nd national report on the prevention of biotechnology-related risks;
- Creation and launch of the climate fund.

In the context of strengthening the information system

- Training of professional staff, in particular on the Geographic Information System (GIS) and remote detection;
- Training of system participants on the concepts of green economy, sustainable development, and climate change;
- Production and dissemination of the magazine *Notre Environnement* (Our Environment), No. 27 and No. 28;
- Compilation of the 2011 report on the state of the environment.

As regards the sustainable management of forest and wildlife resources

- Drafting and passage of laws and regulations, in particular on the classification of wildlife reserves (Diangoumérila, Djinétoumanina, and Dialakoro);
- Provisions of facilities to serve 252,220 hectares of rural forested lands and production of 44,430,796 plants (rate of implementation: 73.1 percent);
- Forestation of 74,666.27 hectares (rate of implementation: 63.3 percent).

In the context of the promotion, conservation, and recognition of biological diversity

- Creation and development of areas for conservation (Diangoumérila, Djinétoumanina, Dialakoro, and Gourma);
- Compilation of forest inventories and firewalls;
- Participation in the 11th Conference of Parties to the Convention on Biological Diversity (CBD).

As regards capacity building for management and surveillance

- Radio and TV programs, in particular on the compilation and dissemination of the directory of forest species;
- Organization of consultation frameworks at the level of the TCs;
- Support to enterprises involved in the development of nonwood forest products.

In the context of implementation of the Poverty and Environment Initiative Project (IPE/Mali)

- Compilation and dissemination of a methodological guide to information on poverty and environment indicators for PRGSP monitoring;
- Compilation and dissemination of a methodological guide to integration of the environmental dimension in policy papers;
- Conduct of the study entitled “Review of Public Expenditure on the Environment Sector in Mali,” the aim of which was to improve not only the financing of the sector but also, and especially, to conduct an analysis of the effectiveness and efficiency of the pertinent budgetary appropriations;
- Technical support to the Ministry of Economy, Finance, and Budget (MEFB) in terms of monitoring/assessing the process of greening the 2012–17 PRGSP and for the conduct of the 2011 annual review of the 2007–11 PRGSP;
- Conduct of the “Study on the inclusion of gender issues in the process of taking into account the links between poverty and environment for the efficient management of natural and environmental resources in Mali.”

Urban development and state lands subsector***As regards the management of state lands and property***

- Updating of the Urban Property Register (Bamako, Kati, and Koulikoro);
- Preparation of cadastral documents for six communes in the Bamako district;
- Establishment of a database for the Cadastral Information System.

As regards access to housing in developed settings

Work continued on 1,567 low-cost housing units in Bamako and Mopti.

In the regulatory framework of construction and urban development

- Registration of 6,013 building permit applications;
- Inspection of 3,265 urban development constructions and easements.

As regards urban growth management

No planning tools, in particular neither sectoral urban development plans (PUSs) nor urban development blueprints (SDUs), were designed for the communities.

5.5.2. Evolution of sectoral indicators

The following table shows the main indicators in 2012:

Table 17: Water, Environment, Urban Development, and State Lands Sector

Subsectors	Monitoring indicators	Performance
Water	Percentage of the population with sustainable access to drinking water (%)	76.1
	Number of EPEM rehabilitated	132
	Number of piezometric stations monitored	93
	Number of hydrometric stations monitored	95
Environment	Number of sanitation works built	72
	Number of plants established	0
	Total reforestation area (in ha)	74,666,27
	Total areas restored (in ha)	3,561,10
	Rate of reduction in end-of-season fires	19.90 %
Urban Development and State Lands	Number of territorial jurisdictions with an operational land register	55
	Number of low-cost housing units delivered	0

Source: CPS SEEUDE

The access to drinking water rate was nearly unchanged between 2011 (76.2%) and 2012 (76.1%) with a slight improvement in urban areas (81.7% to 82.2%) and a decline in rural areas (74.0% to 73.6%). However, the data on access to drinking water need updating, considering demographic projections developed based on data from the 2009 GPHC.

Restored land areas and dunes fell from 6,194.60 hectares in 2011 to 3,561.10 hectares in 2012. In contrast, the number of simplified development management plans drawn up and implemented increased from 213 to 284 over the same period. It is important to note that the 2012 levels for these two indicators exceeded their targets of 3,500 and 259, respectively.

5.5.3. Budget execution status

Water subsector

The program of the National Directorate of Hydraulics (DNH) had an overall execution rate of 31.6 percent. The budget allocated from the government's own resources was executed at a 68 percent level, while the execution rate for the budget drawn from external resources was only 28.2 percent. It should be noted that the operating budget decreased by 22.6 percent at the national level and 49.9 percent at the regional level in comparison with the 2011 operating budget.

Environment subsector

The Ministry of the Environment and Sanitation's project portfolio includes fifty (50) projects, 43 of which are being executed and seven of which are in preparation. The total cost for all projects and programs amounted to CFAF 87.998 billion.

Total financing obtained was CFAF 77.586 billion compared to 71.159 billion in 2011. A number of projects/programs with substantial financing were implemented, justifying the increase in financing obtained. External financing represented 52.2 percent of total financing obtained, with significant subsidies representing 84.1 percent of total external financing.

There was an increase in the disbursement rate of domestic financing between 2010 and 2012 and a decline in the disbursement rate of external financing over the same period. Domestic disbursement amounted to CFAF 28.720 billion compared to 43.974 billion in 2011. This situation was due to application of the supplementary budget following the events of March 22, 2012 in Bamako.

Urban development and State lands subsector

The Ministry of Housing, Land Management, and Urban Planning's portfolio includes 12 projects now underway. The total cost of projects and programs amounted to CFAF 128.113 billion in 2012, compared to CFAF 129.854 billion in 2011.

Financing obtained amounted to CFAF 46.675 billion in 2012 compared to 49.141 billion in 2011. Cumulative disbursements amounted to 40.861 billion, or an overall rate of 87.5 percent. The external disbursement rate was very low for the entire subsector (8.8 percent).

External financing represented only 0.3 percent of total financing obtained. This means that the subsector continues to be dependent on the government budget. This situation can be attributed to continuation of the low-cost housing program. Loans constituted 100 percent of external financing.

Financing obtained increased between 2010 and 2011 and decreased between 2011 and 2012. This could be due to the security crisis. However, the disbursement rate increased regularly from the 11th to the 13th review, from 75.2 percent to 87.5 percent. This demonstrates the subsector's dynamism in terms of the ability to mobilize financing.

Table 18: National budget execution status by subsector (Water, Environment, Urban Development, and State Properties)

Subsector	National budget execution rate (%)		Observations
	Regular budget	Special investment budget	
Water	93.3	59.2	The budget execution percentage for the Water subsector does not include the data relating to the Malian Drinking Water Asset Company (SOMAPEP)/Malian Drinking Water Management Company (SOMAGEP)/LNE.
Environment	95.8	98.9	
Urban Development and State Lands	99.0	100.0	

Source: CPS SEEUDE

The data indicate a generally positive budget execution rate, reflected in a significantly high execution percentage for the BSI compared to the regular budget in the Urban Development and State Lands subsector and the Environment sector. The relative weakness recorded for the Water subsector (59.2 percent) would be explained by limited ability to mobilize funds.

5.5.4. Problems and constraints

Water subsector

Problems and constraints are due to the following factors:

- Reduced operating budgets at all levels.
- Some burdensome case approval and procurement procedures at the national level and TFP level.
- Certain private sector actors' failure to perform works and services.
- Insecure situation in the northern and Mopti regions, leading to suspended or terminated implementation of some projects and programs in these regions.
- Termination of other programs in other regions following the suspension of cooperation by certain partners.
- Delays in the implementation of sectoral investment plans (SOMAPEP-SA, PROSEA, etc.).
- Rapid population growth rate (3.6 percent in 2009) and significant urbanization.
- High failure rate for manually operated pumps (averaging 25 percent).
- Inadequate resources made available to national, regional, and local technical units for conducting their oversight and support/advisory missions.

Environment subsector

Difficulties encountered include:

- Problems related to the overlapping missions of the Niger River Basin Agency (ABFN), the DNH, and the Niger Basin Authority (ABN).
- Failure to adopt the decree on establishing a public service licensing fee for wastewater treatment at the Malian National Purification Plant Agency (ANGESEM).
- Failure to adopt the decree on establishing the water charge.
- Failure to register protected areas.
- Low level of budget appropriations allocated to the department.
- Little consideration given to the environment and climate change in national and sectoral policies from a sustainable development perspective.
- Little consideration given to environmental aspects in the territorial communities' Social, Economic, and Cultural Development Plans (PDSEC).
- Inadequacy of institutional capabilities (staffing and training levels).
- The lack of employee career plans.

Urban development and State lands subsector

Despite progress made, land management suffers from many handicaps, particularly:

- Various actors' failure to comply with legislation.
- Lack of legislation establishing customary law.

- Gaps in land registration and maintenance of the land registry.
- Land speculation and land grabbing.
- Dispossession of State lands and territorial community lands.
- Difficulties SMEs face when seeking to obtain lands.
- Increased cost to access housing.
- Destruction of classified forests for the sake of poorly controlled town sites.
- Occupation and use of watercourse rights-of-way.
- Failure to implement the land registry.
- Insufficient involvement of traditional authorities in land tenure management.

5.5.5. Outlook

Water subsector

In the short term

- ***Improve access to drinking water***
 - Creation of 1,190 EPEM and rehabilitation of 261 PEM.
 - Start of construction on drinking water supply systems or sketches in certain communities in the Ségou and Mopti regions.
- ***Improve access to water for other uses***
 - Continue works to protect the banks of the Niger river in the Koulikoro region.
 - Complete works to protect the banks of the Senegal river along the waterfront in the city of Kayes.
- ***Promote the integrated management of water resources for all uses***
 - Continue implementation of the strategy for monitoring and evaluating water resources and Action Plans for Integrated Management of Water Resources.
- ***Seek or mobilize financing under the PROSEA***
 - Relaunch mobilization of financing (estimated at CFAF 34 billion) where agreements were signed and ratified prior to the suspension of cooperation and involve projects to supply drinking water and manage water resources.
 - Reconnect with partners to finance the drinking water supply project in the city of Bamako starting from the community of Kabala (CFAF 165 billion).

In the medium and long terms

2014-2016 medium-term expenditure framework (MTEF)

The 2014-2016 MTEF seeks to complete a total of 7,896 new modern equivalent watering places (EPEM) and to rehabilitate 2,790 EPEM in rural areas.

Environment subsector

Priorities will revolve, *inter alia*, around the following:

- Setting up a national environment fund;
- Monitoring the implementation of multilateral environmental conventions and agreements;
- Integrating the environment and climate change in sectoral policies;
- Strengthening the capacities of the department's unit employees;
- Implementing the greening and monitoring/evaluation of the 2012-2017 PRGSP;
- Promoting sustainable land and water management;
- Developing the capacities of actors in strategic structures or entities with respect to technical and advocacy tools (review of public expenditures and support for budgetary planning, integration of gender issues in environmental sustainability);
- Strengthening partnership with technical units, social partners, civil society, and the TFPs.

Urban development and State lands sector

- Harmonizing sectoral policies with land and land title legislation.
- Supporting the process of devolution and decentralization of governance.
- Developing and effectively implementing effective and simple tools for controlling land and land title policy.

- Strengthening the capacities of actors responsible for land and land title management by improving the institutional framework and the quality of human and material resources.
- Setting up permanent Global Positioning System (GPS) stations.
- Developing the land title information system in other communes.

Regular monitoring of programs is essential for ensuring the effective management thereof and potentially for taking corrective measures. Making the SEEUDE Coordinating Committee operational should help to compensate for this inadequacy. It is important to ensure effective implementation of the measures recommended in the action plan and to give the CPS/SEEUDE adequate financial and logistical resources for improved monitoring of the sector's projects and programs.

5.6. Vocational training

5.6.1. Main actions taken in 2012

The actions concerned are primarily those of the National Agency for Employment (ANPE), the Youth Employment Promotion Agency (APEJ), the Vocational Training and Apprenticeship Support Fund (FAFPA), and the National Directorate of Vocational Training (DNFP).

ANPE

- 46 SMEs/SMIs set up, creating estimated total employment of 257.
- 193 job seekers placed in qualification training with private enterprises.
- 120 job seekers trained in job search techniques.
- Opening up of an advanced degree in two occupational training courses at the Training and Retraining Center (CPR).

APEJ

- 491 young graduate job seekers in qualification training with private enterprises.
- 5000 young graduates in internships under the volunteer program.
- 135 young people trained in CREE/GERME (Create Your Own Business/Better Manage Your Business) and other adapted modules.
- 163 business plans developed and submitted for study and financing.
- 293 young people selected for financing of 11 kits from the Employment and Training Exchange.
- 780 young people trained in highly labor intensive (HLI) work.
- 27 projects financed by the National Fund for Youth Employment (FNEJ) for a total approved cost of CFAF 1.056 billion.

DNFP

- Evaluation of the first year of PRODEFPE implementation.
- Review of the agrifood processing program.
- Creation of the certification commission.
- Construction of Vocational Training Centers in Tominian and Yorosso.
- Granting private developers authorization to open.
- Rehabilitation of Vocational Training Centers in Djoliba and Missabougou.
- Continued action to create the National Engineering and Training Institute (INIFOR).
- Continued action for construction of training centers in Markala and Yanfolila.

FAFPA

- 3,545 employees trained in the modern sector in the amount of CFAF 855,751,923.
- 7,995 employees trained in the informal sector in the amount of CFAF 961,719,065.

5.6.2. Evolution of sectoral indicators

The Ministry of Employment and Vocational Training (MEFP) trained a total of 9,813 students in 2012. The number of students at the ANPE's CPR fell from 460 in 2009-2010 to 314 in 2011-2012.

The number of young people placed by the APEJ in vocational qualification training with private services fell from 756 in 2011 to 491 in 2012. This is due to measures taken to improve the content of the internship files. In contrast, this number increased in public and parapublic agencies, consular and umbrella organizations, and NGOs (from 3000 to 5000 in 2012). It would be advisable to review the mechanism used for the annual assignment of 5,000 youths so they can benefit more from this training based on a better fit between applicants and positions.

The increase recorded in HLI jobs (255 to 482 in 2012) is because they have expanded to include all regions. The 50 percent reduction in the number of young people trained in CREE/GERME and other modules as well as the low level of financing for projects are related to difficulties in the mobilization of funds.

5.6.3. Budget execution status

The budget allocated by the MEFP department to student training amounted to CFAF 1.489 billion.

With a budget allocation of CFAF 6.080 billion, the execution rate of the PEJ II was 42.2 percent in 2012. The volunteer program represented three-quarters of the work done. Rates were very low in terms of young people's access to credit, rural employment, training in CREE/GERME, and other adapted modules.

5.6.4. Problems and constraints

ANPE

- Difficulties mobilizing funds for the Program in Support of Employment Promotion in the Malian Private Sector (PAPESPRIM).
- Execution of activities programmed in the northern areas.
- Shortage of teachers (in some subjects) in the labor market.

APEJ

- Weak loan repayment rate.
- Difficulty mobilizing resources.
- Burdensome procurement procedure.
- Personnel moved from occupied regions.

Occupational training

- No national strategy on certification and validation of professional experience.
- No framework for counseling and ensuring the consistency of ongoing, vocational, and apprenticeship training plans.
- Inadequate vocational training infrastructures and equipment.
- Too few qualified trainers.
- Some training programs not adapted to the Competency Based Approach.
- Inadequate financing for vocational training.

5.6.5. Outlook

The APEJ has the following objectives:

- Place 3,000 young people in the 2013 volunteer program;
- Place 250 young people in vocational training;
- Train 100 young people according to the principle of retraining/adaptation to job positions;

- Place 250 young people in apprenticeships;
- Train 750 young people in construction site schools by implementing rural road rehabilitation, paving, hydro-agricultural development, and forest enrichment projects;
- Make 200 technical school students (ECICA, ENI-ABT, etc.) aware of job creation opportunities through the HLI approach;
- Train 50 students in the HLI approach;
- Set up and support 90 young people (40 in Siengo and 50 in Bla) on hydro-agricultural developments;
- Train 600 young people in CREE/GERME and other adapted modules in all regions and the Bamaki district;
- Support the preparation and completion of 200 business plans in all regions and the Bamako district;
- Support 50 projects based on incubators, nurseries, and interns placed in enterprises;
- Finance 500 projects approved by the Technical Guidance and Control Committee (CTOC);
- Conduct feasibility study on pilot projects for youth employment (WADB Fund);
- Encourage project developers to make repayments in order to ensure the sustainability of entrepreneurship policy in Mali;
- Continue prospecting missions to identify local development opportunities;
- Continue welcome, information, awareness-raising, and guidance activities for young people to guide them toward sectors seen as promising;
- Decentralize financing;
- Redeploy staff from regional coordinating offices;
- Identify and mobilize resources other than those from the government budget.

In the area of vocational training, DNFP plans include: (i) training of 5,521 young dropouts in 2013; (ii) training of 7,045 out-of-school young people in 2013; (iii) training of 3,474 illiterate adults in 2013; (iv) creation of the National Engineering and Training Institute (INIFOR) in 2013; (v) continued implementation of PRODEFPE; (vi) conduct of studies and support for training engineering and for policies to integrate young people through promising projects.

5.7. Population and migration

5.7.1. Main actions taken in 2012

Population

Studies and research conducted are consistent with the objective of guiding decision-making, particularly in the area of controlling fertility and the number of school-age children.

The National Population Directorate (DNP) coordinates the implementation of the National Population Policy through various programs. Thus, under the 2010-2014 Program of Population Actions and Priority Investments (PAIPP), it conducted a school mapping study in the Ségou region in collaboration with the MEAPLN. In addition, the World Population Day was held in July 2012. Evaluation of the implementation of the Action Plan for the International Conference on Population and Development (POA/ICPD) began in August 2012 with a series of meetings of the National Population and Development Commission (CNPD).

The National Statistics Institute (INSTAT) produced reports analyzing the data from the fourth GPHC of April 2009, covering the following topics: (i) Economic characteristics of the population; (ii) Birthrate and fertility; (iii) Marital status and marriage; (iv) Mortality; (v) Education, instruction, and literacy; (vi) Urban development; (vii) Housing; and (viii) Migration.

The results of these different topical reports show:

- Significant educational disparity among the employed (8 out of 10 people have no education) and a certain tendency to begin working life early. There is a mismatch between the types of

training received and the economy's real needs in terms of employment.

- The fertility rate is quite high (6.4 nationally) with some tendency to enter one's childbearing years early, with reproductive behavior varying according to place of residence and region.
- The percentage of married couples increases as the standard of living improves. There is also some tendency toward early onset of sexual life and hence the importance of increased emphasis on education for girls (53.3 percent of adolescent girls are married).
- Infant mortality is lower when the household standard of living improves. The mortality level remains high, particularly in rural areas, and general trends point to near stagnation.
- Most of the population (65 percent) has not received any education. Only 2.8 percent of the population aged 19 and older has reached higher education. The male/female ratio falls as the level of education increases. Less than one-third of the population aged 15 and older (30.9 percent) is literate.
- The urbanization rate rose from 18.3 percent in 1998 to 22.5 percent in 2009, basically due to Bamako because of its greater attractiveness compared to other cities, particularly in terms of the supply of basic social services and economic opportunities. Most of the urban population is young.
- More than five out of ten households live comfortably and about two out of ten live in very precarious housing conditions. Three major problems affect the environment and sanitation: (i) the use of firewood by 79 percent of households; (ii) the use of impractical ways to dispose of wastewater by 86 percent of households, (iii) the use of impractical ways to dispose of household garbage by 80 percent of households.
- Mali continues to be a country with both internal and international migration. Internal migration is unevenly distributed over the entire country and international migration (mostly male) primarily involves young single men.

Migration:

- (i) Preparation of the National Migration Policy (PNM);
- (ii) Introduction of a specialized database on migration;
- (iii) Creation of a "Migration and Development" master's program at the University of Bamako;
- (iv) Development of a studies and research program on migration.

Considering Mali's political and security crisis situation, two studies were conducted by the Sustainable Human Development Observatory (ODHD):

- (i) Impact of the socio-economic and political crisis on achievement of the Millennium Development Goals (MDGs) in Mali;
- (ii) Economic and financial effects of the 2012 political and security crisis in Mali: analysis of the situation and formulation of precautionary measures.

The first study yielded mixed results, particularly in terms of equal access to basic services (disparities between the sexes, among regions, and among residential areas). Negative effects are related to lost economic and social gains as well as the failure to gain from development efforts that have been halted due to the crisis. Urgent measures recommended to emerge from the crisis and preserve socioeconomic gains relate to education and health as well as other political and institutional measures for rebuilding the system used to implement the MDGs in Mali.

The second study's results show the impact on Mali's economy of the suspension of official development assistance (ODA) (particularly development projects) under different scenarios. Real GDP growth would be: (i) minus 1.5 percent without ODA; (ii) 1.6 percent with a 50 percent resumption of ODA; and (iii) 4.7 percent with a 100 percent resumption of ODA. The study presents the following key lessons: (i) the weakness of political, institutional, and jurisdictional governance; (ii) economic and social findings;⁷ (iii) Mali's extremely high external dependence.

⁷ The crisis had a limited impact on sectors such as agriculture, mines, transportation, and telecommunications. Deficiencies are noted in terms of decentralization, rural development, and basic infrastructures, particularly the country's limited ability to store foodstuffs and petroleum products.

5.7.2. Evolution of sectoral indicators

Income poverty

People living in poverty is measured based on the incidence of this phenomenon, or 43.6 percent, according to the results of the limited integrated household survey conducted in 2010.

In terms of change, the percentage of the Malian population defined as poor fell from 55.6 percent in 2001 to 47.4 percent in 2006 and 43.6 percent in 2010. There was thus a 8.1 percentage point reduction in the poverty rate for the entire country between 2001 and 2006 and a 3.9 point reduction between 2006 and 2010, for a total reduction of 12 points over the period 2001-2010. Estimates indicate that the incidence of poverty would be 42.7 percent in 2012 for the entire country, or an increase of 1.2 points compared to 2011.

Poverty in the communes

This index is developed on the basis of data collected on Mali's 703 communes. The methodology used estimates a composite incidence of poverty in the communes. The variables considered in the determination of this relative poverty include the rate at which electricity is used as a source of household lighting and the different rates of access to basic community facilities. Overall, there was a clear improvement in the level of infrastructures between 2006 and 2008, favoring the population's greater access to basic socioeconomic services. In view of the political and security crisis of 2012, the poverty situation in the communes could become worse.

Human development

The global human development index (HDI) for 2012 was 0.344 while the HDI based on national data is 0.354.

Migrants' remittances

According to data from the Migrant Information and Management Center (CIGEM), remittances from migrants in 2012 amounted to US\$346.56 million compared to US\$476.52 million in 2011. This represented about 3.2 percent of GDP in 2012 compared to 4.4 percent in 2011.

5.7.3. Problems and constraints

- Not enough of the logistical resources needed to monitor activities.
- Not enough financial resources to conduct population studies and research.
- Unstable economic growth and per capita income increasing slowly.
- Inadequate economic infrastructures and poor development of local potential at the commune level.
- Limited access to employment to help reduce poverty.
- Lack of financing to conduct census of Malians abroad.
- High costs for migrants to remit funds.
- No control of migratory flows.
- Weak training level among migrants in general.

5.7.4. Outlook

In the short term

Population

- Continued implementation of the National Population Policy.
- Continued introduction of the database.
- Continued study of causes of high fertility in the regions concerned.

Migration

- Introduction of ECOWAS-Spain fund for migration and development.
- Adoption and dissemination of the National Migration Policy.
- Start of “Migration and Development” master’s program.
- Training courses, provision of GERME integration and training kits.
- Socio-anthropological study characterizing migrants’ departure zones in the circles of Sikasso, Koutiala, Bla.
- Preparation of a catalogue of documentary resources on migration to Mali.
- Study on creating a revolving fund for reintegration of Malians from abroad.

Sustainable human development (DHD) and combating poverty

- Interventions to strengthen the resilience capacity of populations, administrative entities (communes, etc.), and economic actors.
- Studies conducted on the topics: (i) Socioeconomic and political governance and resilience in Mali (challenges and outlook) ii) Impact of the 2012 political and security crisis on employment as well as types of resilience found in Mali.

In the medium and long terms***Population***

- Control of demographic growth through actions such as: (i) accelerated and enhanced education for girls and women’s literacy program; (ii) accelerated use of family planning; (iii) incorporation of demographic variables in development policies.
- Evaluation of the implementation of the 2010-2014 Program of Population Actions and Priority Investments (PAIPP).
- Development of fourth program to implement the National Population Policy.

Migration

Project setting up a national observatory on migration.

5.8. Promotion of women and children**5.8.1. Main actions taken in 2012****The main actions related to female empowerment include:**

- development of the national strategy on increased women’s participation and representation in elections.
- creation of the bodies of the National Gender Policy (PNG)/Mali, particularly the Permanent Secretariat, the Institutional Committee, and the Board of Governors.
- Preparation of report on implementation status of PNG/Mali in November.

Specific actions in 2012 involved:

- Equipment donated to women in Bla, Kéméni, Bafoulabé, Kayes, Diéli, Sirakorola, Tékrou, San, Dioïla, Macina, Baraouéli, Bancoumana, Sikasso, Yorosso, and Kita for production of shea butter, soap manufacture, market gardening, processing of sesame and shallots;
- Dignity kits delivered to women and girls displaced from northern Mali on July 31;
- Preparation of national report on the African Gender and Development Index (AGDI/Mali) in September;
- Survey conducted on situation of men and women in positions of responsibility in October;
- Study conducted on women in positions of responsibility;
- Study conducted on the situation of women in Mali;
- Diagnostic study conducted in October on the organizational and operational framework of cooperatives producing shea butter, including shea butter processing and marketing centers in enclosed areas;

- Vocational training session at the Aoua Kéïta Center on the hotel/tourism business and tailoring/sewing for women and girls not in school;
- Celebration of days commemorating women, particularly the International Day against Female Genital Mutilation (FGM) on February 6, the International Women's Day on March 8, the Pan-African Women's Day on July 31, the International Day for the Elimination of Violence against Women on November 25, and the International Day of Rural Women on October 15;
- Raising awareness of legal instruments on women's empowerment and gender equity;
- Feasibility studies conducted on the installation of multifunctional platforms;
- Ninety women trained on agri-food processing techniques in 30 villages with multifunctional platforms;
- Thirty multifunctional platforms installed;
- Document on the "Program to Equip 5000 Villages with Platforms" prepared;
- Information, Education, and Communication (IEC) activities on STDs/HIV/AIDS, reproductive health, violence against women and girls, excision, planning, and malaria.

Child protection. Despite difficulties, a number of key actions were carried out:

- IEC sessions on the consequences of early marriage and pregnancy for members of the School Management Committee and community leaders;
- Information and awareness sessions on reproductive health, STDs/HIV/AIDS, family planning, the role of family education in preventing juvenile delinquency, harmful excision practices conducted for stakeholders (child parliamentarians, community leaders, associations, etc.);
- Preparation of 2011 regional report on the experimental database on child protection in Ségou;
- Training of stakeholders on tools for collecting data on child protection for the experimental database in Ségou;
- Special events (Day of the African Child on June 16, International Day of Families on May 15, Universal Children's Day on November 20) with topics relating to displaced children;
- Adoption in Abidjan of a standardized manual for preventing the trafficking of children between Mali and Côte d'Ivoire and caring for its victims;
- Development of the (2011-2013) roadmap for implementation, coordination, and cooperation mechanisms to provide better assistance to the victims of trafficking;
- Creation of an operational database at the Reception and Family Placement Center (CAPF);
- Socioeconomic and medical care of children (sick, orphaned, displaced, infected and affected by HIV and AIDS, abandoned).

Actions within the specific context of implementing the 2010-2104 national policy and action plans for eliminating the practice of excision in Mali include:

- Delivery of 2,880 medical kits to hospitals in Bamako and CSRs in Kayes, Koulikoro, Sikasso, Ségou, Mopti, and Bamako for the treatment of women and children victimized by complications related to excision;
- Identification of 508 women and girls suffering complications related to excision and medical treatment provided for 106 of them;
- Review of the first phase and programming of the second phase of the joint project to promote elimination of the cross-border practice of excision between Mali and Burkina Faso;
- Organization of two ceremonies on eliminating the practice of excision (Gouméra in the Kayes region and Kula in the Koulikoro region);
- Training for 120 health agents on treating women and children suffering from complications related to excision;
- Consultative framework for the National Committee for the Abandonment of Harmful Practices (CNAPN) for those fighting to eliminate the practice of excision;
- Training of 2,385 opinion leaders on the phenomenon of excision and its complications;
- Organization of 8,608 advocacy sessions, strengthening of capacities, information, education, and communication sessions for 58,069 individuals to inform them of the harmful consequences of excision.

5.8.2. Evolution of sectoral indicators

The percentage of women who head up farms was 2.1 percent and the percentage of women responsible for agricultural parcels was 4.1 percent in 2011.

Few women hold elective office. Following the communal elections of 2009, the percentage of women elected increased from 6.4 percent to 8.2 percent. In 2011, only 13.7 percent of appointed positions of responsibility were held by women, compared to 12.8 percent in 2010. The percentage of women in civil service was 31.6 percent in 2011, compared to 68.4 percent for men.⁸

Table 19: Women's representation in appointed positions (as a %)

	2011
Prime Minister ⁹	100
Ministers	20.7
Government General Secretary	100
Departmental General Secretaries	7.7
Cabinet heads	12.9
Technical advisors	14.1
Mission chiefs	22.2
Directors of central services and related units (DN, DG, DFM)	10.0
Heads of organizations with legal personality	6.5
Chief inspectors	20
Public services comptrollers	10
Governors	0
Ambassadors	6.1
Consuls general	0
Embassy advisors	17.7
Cooperation bureau heads	0
Trade mission chiefs	0

Source: CNDIFE Statistical Bulletin, Women and Children

The results of the table below show improvement in the levels of child protection indicators, despite inadequate financing and the security crisis. Children have become more involved, participating in many activities for the achievement of their rights.

Table 20: Child protection indicators

Indicators	Situation in 2011	Situation in 2012	Projection for 2012
Number of people knowledgeable about the rights of children and families	3,920	70,411	75,000
Number of children identified as victims of violence, abuse, exploitation, and neglect	33,205	87,262	94,400
Number of children cared for who are victims of violence, abuse, exploitation, and neglect	1,802	85,250	94,400
Number of children placed in adoption or with family	No Data	106	110
Number of successful family mediation cases	No Data	40	45

Source: DNPEF Database, Women and Children

The number of children victims of violence increased as did the number of children cared for, with a coverage rate increasing from 5.4 percent in 2011 to 97.7 percent in 2012. However, the target of 100% coverage for these children was not reached in 2012. In addition, few people are

⁸ The data for 2012 are not available. Publication of the statistical bulletin on women and children is planned for the end of the third quarter of 2013.

⁹ A woman was appointed to the position of Prime Minister for the period from April 3, 2011 to March 22, 2012.

knowledgeable about the rights of children. The extent to which the goals for placing children in adoption and for family mediation have been met is significant.

5.8.3. Budget execution status

With a total budget allocation of CFAF 1.759 billion, expenditures incurred by the Ministry for Promotion of Women, Children, and the Family at the central and deconcentrated level amounted to 1.748 billion, or a total execution rate of 99.4 percent.

The government remained the principal source of financing for the 2012 Operating Plan of the National Directorate of Child and Family Promotion (DNPEF), with a mobilization rate of 60.9 percent of the funds provided. Operating expenses accounted for 69 percent of the CFAF 516.550 million.

5.8.4. Problems and constraints

In the area of women's empowerment:

- The sociopolitical and security crisis.
- Inadequate resources, particularly the lack of availability of BSI funds for creating and equipping the self-promotion, agri-food, and training center.
- Insufficient logistical and material resources.
- Insufficient ongoing training for employees.
- Inadequate numbers and quality of personnel (staff mobility).
- Weakness seen in efforts to strengthen employee capabilities.

Family and child promotion:

- Insecurity in the northern part of the country and suspension of partners' cooperation;
- Inadequate financing from government funds;
- Red tape in the processing of files and disbursement of funds;
- Delay in the execution of programmed activities;
- Difficulties monitoring and coordinating the activities of partners (CSOs, NGOs/Associations, Institutions for Children, TFPs);
- Failure to hold regular meetings of the collaborative framework of stakeholders;
- Difficulties monitoring and coordinating projects/programs promoting children and families;
- Insufficient ongoing training to strengthen the capacities of agents;
- Insufficient capitalization of statistical data on the situation of children.

5.8.3. Outlook

Empowerment of women:

- Strengthening of intersectoral collaboration in implementation of the PNG.
- Building awareness of PNG documents.
- Combating harmful practices (excision, early/forced marriage, and other forms of violence).
- Conduct of 2014 supervisory missions.

Promotion of families and children:

- Completing implementation of the national policy on promoting and protecting children and the related 2014-2018 action plan,
- Scaling up the database on child protection;
- Implementing an action plan to combat early marriage;
- Review of the Child Protection Code;
- Improvement of human, material, and financial resources;
- Strengthening of bilateral and multilateral cooperation with actors involved in promoting children and families, particularly in the private sector;
- Consolidating the integration of the Family, Women's Empowerment, and Child Promotion sector in the PRODESS;

- Implementation of the action plans of the National Monitoring Committee on programs combatting child trafficking;
- Creation of a single collaborative framework operating at different levels (local, regional, and national).

Specifically, as part of continuing implementation of the national policy and the 2010-2014 actions plan for eliminating the practice of excision in Mali, planned actions include:

- Celebration of the “Zero Tolerance for FGM” day on February 6;
- Support for implementation of the training plan for social and health personnel;
- Assistance and monitoring of victims of complications associated with the practice of excision;
- Review of 2010-2014 action plans for eliminating the practice of excision;
- Implementation of the joint phase II project (2013-2015) promoting elimination of the cross-border practice of excision between Mali and Burkina Faso;
- Advocacy efforts directed to decision makers on adopting a law against the practice of excision;
- Quarterly meetings of the CNAPN and local committees (CLAPN);
- Conduct and dissemination of a specific survey on villages abandoning the practice of excision;
- Setting up a database on excision;
- Creation and publication of a half-yearly bulletin providing information on excision;
- Organization of training sessions for technical structures and CSOs;
- Organization of training and awareness sessions for local elected officials, religious leaders, and traditional leaders;
- Financing and equipping adequate technical platforms in facilities providing medical care to women and children suffering complications from excision.

6. STRATEGIC PILLAR 3 OF THE 2012-2017 PRGSP: INSTITUTIONAL DEVELOPMENT AND GOVERNANCE

6.1. Implementation of the Institutional Development Program

This program seeks to modernize government operations in order to improve the quality of public services, expand the range of those services, and ensure they are equitably distributed throughout the country.

Despite the suspension of assistance from some development partners and the failure to open the BSI, a number of actions could be carried out in 2012.

6.1.1. Main actions taken in 2012

Reorganization of the central government

- Adoption of two draft codes of conduct in the Council of Ministers:
 - Code for tax officials,
 - Code for customs officials.
- Validation (pending) of the code of commerce and competition.
- Monitoring of 15 draft laws on collaborative frameworks, seven of which were ratified and eight of which are pending ratification.

Improving the management of public affairs

- Eighty-six studies on developing procedural manuals were begun with the first 2006-2009 Operational Plan/Institutional Development Program (OP/PDI). Twenty-five were completed and adopted, 32 are pending validation, and 29 are being developed.
- Preparation of the preliminary draft of the *National Results-Based Management Policy*, now in the process of being approved by the Council of Ministers.

Development and strengthening of human resources capabilities

- The position description records of the National Civil Service and Personnel Directorate (DNFPP), the National Center for Civil Service Competitive Examinations (CNCFP), and the Human Resources Directorates (DRH) were developed. Those for the Human Resources Offices (BRH) are pending adoption of drafts of the devolution charter.
- Return and reintegration of eight (8) of twelve (12) scholarship holders who were trained in Canada on human resources management.

Managing change and supporting measures

The principal efforts involved building awareness among staff in the Planning and Statistics Units (CPS), the DRH, the Institutional Development Commission (CDI), and the Directorates of Finance and Material (DFM) regarding results-based management expanded to include managing change.

Guidance and tracking-evaluation of the PO/PDI

Given budget constraints, no guidance of the PDI was possible in 2012.

6.1.2. Evolution of the indicators

Since no review of the PO/PDI could be done, no indicator was provided.

6.1.3. Budget execution status

Under the 2012 BSI, the Ministry of Labor and the Civil Service (MTFP) had the benefit of an initial allocation of CFAF 2 billion. The appropriation reported for the same period was about CFAF 493 million. Disbursement as of the same date was CFAF 423 million.

The MTFP's disbursement rate was 100 percent for domestic financing and 65 percent for external financing. The overall disbursement rate was 86 percent.

6.1.4. Problems and constraints

The principal constraints were the failure to open the BSI in 2012 and the suspension of external supports.

6.1.5. Outlook

- Redeployment of staff in accordance with organic frameworks.
- Development and implementation of a government employee development plan.
- Devolution of the management of human resources in civil service.
- Creation of Human Resources Offices in the regions.
- Purchase of suitable technological tools for enhancing the capacities of departmental structures.
- Development of a unified national program based on the results of the mid-course assessment of the PDI, which found that several projects are underway in the area of government reform.

6.2. Decentralization and devolution

The national policy on decentralization and devolution led to significant results in 2012.

6.2.1. Main actions taken in 2012

Implementation status of the proceedings from the forum on decentralization.

This involves the points below as shown in the implementation table on the extent to which the recommendations from the forum have been implemented:

- The institutional and steering mechanism,
- Territorial division,
- Transfer of powers and resources,
- Problems with the electronic tracking/evaluation tool (OISE).

Table 21: Implementation status of recommendations from the forum on decentralization.

Recommendations	Implementation status
<i>1. With respect to the institutional and steering mechanism</i>	
1.1. Attach the Institutional Development Commission (CDI) to the Office of the Prime Minister to allow for revitalization, provide a strong political sign, offer guarantees of stability in view of possible changes in governmental structures, and make implementing reform/decentralization/devolution a cross-cutting effort at all levels.	No action has been taken to restructure the CDI.
1.2. Strengthen the technical guidance provided to the Territorial Communities by the Ministry of Territorial Administration and Local Communities (MATCL) through the new general directorates, the General Directorate of Territorial Administration (DGAT) and the General Directorate of Territorial Communities (DGCT).	<ul style="list-style-type: none"> - Establishment of the National Directorate of Territorial Communities (DNCT) within the DGCT by Law No. 2011-053 of July 28, 2011; - Establishment of the National Directorate of the Interior (DNI) within the DGAT by Law No. 2011-055 of July 28, 2011. - Appointment by Council of Ministers Decree of the General Directors of Territorial Communities and Territorial Administration.
1.3. Take the following supporting steps: (i) enact legislation on delegation of powers to the decentralized departments/representative government offices; (ii) insist on strict enforcement of laws; (iii) expedite transfers of resources.	<p>Adoption of basic laws on decentralization, particularly:</p> <ul style="list-style-type: none"> - Law No. 2012-005 of January 23, 2012 amending Law No. 93-008 of February 11, 1993 defining the conditions for the free administration of territorial communities. - Law No. 2012-007 on the Territorial Communities Code. - Law No. 2011-036 of July 15, 2011 on the tax resources of Communes, Circles, and Regions.
1.4. Define the content of the steering and coordination function at the level of the Regional Committees for Steering, Coordinating, and Monitoring Development Actions (CROCSAD), the Local Committees for Steering, Coordinating, and Monitoring Development Actions (CLOCSAD), the Communal Committees for Steering, Coordinating, and Monitoring Development Actions (CCOCSAD), and the National Steering Committee	<ul style="list-style-type: none"> - Organization in 2011, at the Bamako District Governorate, of a workshop on revitalization of the consultation frameworks (CCOCSAD, CLOCSAD, and CROCSAD). - Presentation of consultation and capitalization cycle (CNO, CLOCSAD, and CROCSAD) following its validation at the national workshop in Ségou

(CNO) and provide government representatives with resources in order to secure their tenure.	
2. With respect to territorial division	
2.1. Update the study on “a new territorial division in the service of decentralized development,” DIRASSET, March 1994, with the involvement of populations.	The study has not been updated. However, discussions on new territorial division are underway at the Ministry of Territorial Administration, Decentralization, and Territorial Development (MATDAT).
2.2. Organize building-awareness sessions for populations to gain their acceptance.	Works monitoring missions conducted by regional commission; the first team went to Mopti, Gao, Tombouctou, and Kidal and the other team covered the regions of Kayes, Koulikoro, Sikasso, and Ségou.
2.3. Adopt a participatory approach involving all stakeholders in the dispute settlement commissions and facilitating dialogue.	Same recommendation as indicated in point 2.2. above.
2.4. Diligently follow up proposed dispute settlements sent to the departmental level by the settlement commissions.	<p>Petitions are summarized as follows:</p> <ul style="list-style-type: none"> - Petitions to create new communes: 150; - Attachment applications from villages or sections: 140; - Requests to transfer commune headquarters: 11; - Requests to change commune name: 04; - Requests to transfer commune to a circle: 06. <p>For a total of 311 requests being processed.</p>
3. With respect to the transfer of powers and resources	
3.1. Create opportunities for consultation to strengthen dialogue between the Decentralization and Devolution Support Units (CADD) and steering structures.	Organization of workshops and sharing and information meetings with eight ministries.
3.2. Organize joint missions of teams from the DGCT, CDI, and the CADDs.	<p>A memorandum with a canvas attached with a view to drawing up devolution plans was prepared by the CDI and sent to each CADD in 2011.</p> <p>The CDI supports the CADD in the preparation of devolution plans and the DGCT in the preparation of three-year plans for transferring powers and resources to the territorial communities (TC). Both structures participated in the validation workshops.</p>
3.3. Strengthen the CADDs in terms of staff (numbers/skills) so they can “be the engine” of reform within their respective ministries.	<p>Training sessions were held on site for the CADDs in the context of preparing the three-year plans for nine ministries. Seven ministries have a transfer plan.</p> <p>Support for the drafting of decrees for the Ministry of the Environment and Sanitation</p>

	<p>(MEA), the Ministry of Commerce and Industry (MCI), and the Ministry of Social Development and Humanitarian Action (MDSAH), pending technical validation. Decree adopted for the MDSAH Two out of 12 departments supported have their three-year plans.</p>
<p>3.4 Make resources available to the CADDs so they can go into the field, make themselves known, identify problems, and suggest solutions.</p>	<p>2012 report produced on implementation of transfers of powers, centralization of reports from the CADDs; Training session held in Ségou for 70 MEP staff members; etc.</p>
<p>3.5. Adapt laws so that new sections make clearer the missions/roles and powers of the CADDs and make a better case for the existence of the CADDs.</p>	<p>Study on the effectiveness of the 19 CADDs and discussion on keeping or reforming the current mechanism. The TOR for this study along with a budget are sent to the CDI; Dissemination of Order No. 2012-0030/MTFP-MATCL-MEF-MRE of 01/12/2012 establishing the model agreement on making decentralized government services available to the territorial communities</p>
<p>4. With respect to problems with the OISE database</p>	
<p>4.1. Ensure the reliability of the data by reviewing the indicators and their relevance, clarifying the indicators for staff responsible for monitoring so they understand the intent and usefulness of those indicators</p>	<p>Organization of training sessions in Ségou and Sikasso for CROCSAD, CLOCSAD, and CCOCSAD members regarding results and expected performance from the National Program in Support of the Territorial Communities (PNACT) (indicators and target values)</p>
<p>4.2. Build awareness at all levels of the importance of feedback and continuous and reliable monitoring of the database to advance decentralization</p>	<p>A Plan on Revitalization and Operationalization of the OISE database incorporating the PNACT III indicators and the Program in Support of Administrative Reform, Decentralization, and Regional Economic Development (PARADDER) was validated during a national workshop on October 27-28, 2011. This plan was tested in Ségou in 2012. Organization of training sessions in Ségou and Sikasso for CROCSAD, CLOCSAD, and CCOCSAD members on results and expected performance from the PNACT (indicators and target values).</p>
<p>4.3. Use resources, at the various levels, to put the tracking/evaluation system into operation.</p>	<p>Make vehicles available to all government representatives (Deputy Prefects). Make methods of transportation available to staff responsible for the OISE database (motorbikes); etc.</p>

4.4. Make specialized skills in information analysis and processing available at the central level.	The DGCT does not have specialized skills in data analysis and processing. Measures are being taken to carry out this recommendation.
4.5. Set up a data quality control system at the various levels	A mechanism for data collection, processing, and feedback from the local to the national level was introduced in 2008, under a directive from the MATDAT
4.6. Set up an observatory on decentralization/devolution to complete the OISE database	The TOR on setting up an observatory on decentralization are available at the DGCT
4.7. Assign responsibility for management of the OISE database to the CPS along with adequate resources	This recommendation has not been implemented.

Populations are more involved in the management of their territorial communities

- Validation of the guide on public restoration of the management of territorial communities.
- Preparation of draft inter-ministry directive on public restoration of the management of territorial communities and validation of reports on satisfaction surveys.
- Conduct of satisfaction surveys regarding elected officers and personnel for services provided by the authority and decentralized government departments.
- Conduct of citizen surveys regarding basic services provided by the territorial communities.

The financial resources of the territorial communities increase and become more predictable

- Regular meetings held by the National Committee on Local Finances (CNFL).
- Monitoring of the implementation of Prime Minister's Directive No. 08-0003/PM-RM of November 21, 2008 on implementation of transfers of powers and resources from the government to the territorial communities.
- Participation in a meeting to validate training modules regarding the WAEMU Directive on the financial regime of territorial communities, held in Niamey (Niger) June 25-30, 2012.
- Monitoring of the implementation of the Government Action Plan to Improve and Modernize Public Financial Management (PAGAM/GFP II).

The internal operation of the territorial communities is better organized and more efficient

- **Monitoring of civil service personnel in the territorial communities:**
 - Personnel transfers in the territorial communities in the area of general administration, education, and health.
 - Organization of direct competition for hiring teachers in the civil service of the territorial communities.
 - Validation, from September 11-13, 2012, of the preliminary draft of the law on the Civil Service Statute for the territorial communities and the preliminary draft of the law creating the National Directorate of Civil Service in the Territorial Communities.
 - Conduct, September 2-12, 2012, of two joint DGCT-Interior Inspectorate missions to communities in the regions of Sikasso and Mopti in the context of strengthening institutional, organizational, technical, and financial capacities.
- **Adoption of the following draft instruments:**
 - Decree No. 2012-022/P-RM of January 18, 2012 establishing the organization and operational methods of the General Directorate of Territorial Communities.

- Decree No. 2012-035/P-RM of January 19, 2012 defining the organic framework of the General Directorate of Territorial Communities.
- Ordinance N-017 P.RM of March 19, 2012 amending Ordinance No. 017-019 P/RM of 07/18/2007 on creation of the Territorial Communities Training Center (CFCT).

- **Implementation of the activities of the Territorial Communities Training Center:**

- Training of technical advisors to regional councils on project management in the regions of Mopti and Ségou.
- Training for elected officials and employees of communities in the region of Koulikoro on government procurement procedures.
- Training for elected officials and employees of regional councils on government procurement procedures and budget program procedures.
- Training of trainers on the guide to planning and budgeting with a gender approach.

- **PARADDER and PNACT III missions were conducted to collect indicators in the regions of Sikasso and Ségou.**

- Two information and awareness workshops conducted for members of the High Council of Territorial Communities and the Economic, Social, and Cultural Council on taking the environment into account in the PRGSP and the PDESC.

- **Filing and archiving:**

The DGCT, with the support of its partners, has set up a support program on filing and management of the archives of the Territorial Communities. The program consists of theoretical and practical training and periodic monitoring and evaluation missions.

The situation is as follows:

- Region of Kayes: 137 territorial communities supported;
 - Region of Koulikoro: 116 territorial communities supported;
 - Region of Sikasso: 154 territorial communities supported;
 - Region of Ségou: 125 territorial communities supported;
 - Region of Mopti: 117 territorial communities supported;
 - Region of Tombouctou: 58 territorial communities supported;
 - Region of Gao: 29 territorial communities supported;
 - Region of Kidal: 16 territorial communities supported.
- Signing of Directive No. 2305 MATD-SG of November 30, 2012 on the sorting and archiving of files on project management in the territorial communities (recommendation No. 12).

Regions are contributing more to territorial economic development

In the context of promoting regional economic development, the following actions were taken:

- Session of the National Commission to Support Regional Economic Development held in the context of implementing the PARADDER.
- Preparation of contracts for government/regions plan.
- Implementation of the process of preparing structuring projects.
- Preparation of DER strategies.
- Preparation of a plan to support the DER.

Services provided to populations under the project management of the territorial communities are more useful and more sustainable:

To achieve this, transparency in financial governance should be the rule.

Article 218, paragraphs 2 and 3 of Law No. 2012-007 of February 7 on the Territorial Communities Code stipulates that: “Voting on the budget is preceded by public discussion. This discussion must cover the following points:

- Implementation status of the Economic, Social, and Cultural Development Program (PDSEC);
- The administrative account of the previous year;
- The operational status of the territorial community’s bodies and services;
- The draft budget.”

In the context of implementing this provision of the Territorial Communities Code, in its 2012-2014 action plan the DGCT included activities to support the territorial communities in the area of public restitution.

The objectives of public restitution are:

- To mobilize citizens around local public affairs;
- To introduce transparency in the management of public affairs;
- To encourage emulation, spirit, and the exercise of citizenship to facilitate the payment of taxes and full and complete participation;
- To strengthen mutual trust.

Thanks to the support of the TFPs, the number of restitutions organized by the territorial communities is as follows: 2010: 52; 2011: 207; 2012: 65.

The activities carried out also involve support for the Union of Riverside Communes of the Boucle de Baoulé Biosphere Reserve (UCRBBB), grouping together 22 communes in the circles of Kita, Kati, Kolokani, and Diéma.

A contribution was made to environmental governance through greening under the 2012-2017 PRGSP thanks to development of the sustainability tool called the “Strategic Environmental Assessment.”

Government offices more effectively assist and control the territorial communities

- Dissemination of laws creating the General Directorate of Territorial Communities, laws on the administrative organization of the territory and on the creation, organization, and operation of the offices of Territorial Communities.
- Implementation of the common DGCT-PACT/GIZ action plan for conducting the authority’s annual inspection of Territorial Communities.

Strategic steering of the PNACT is assumed

Decentralization and devolution

- Monitoring/evaluation of the strategy for managing disputes related to territorial division.
- Production of indicators for the Program in Support of Administrative Reform, Decentralization, and Regional Economic Development (PARADDER) and the National Program in Support of the Territorial Communities (PNACT).
- Intelligence for the Electronic Data Monitoring/Assessment Tool called the “OISE database” based on records and data collection missions.

Border management

- Strengthening administrative cooperation at the borders.

- Implementing the concept of Border Countries.
- Equipping and developing border zones.
- Demarcation of borders.

Territorial development

- Technical support for 18 stakeholders and partners in the context of developing and implementing communal, local, regional, and sectoral plans.
- DNAT participation at 25 evaluation workshops (environmental and social impact assessment, activities reviews, budgetary reviews, etc.) organized by 18 partners.
- Organization of the National Committee for Technical Evaluation of Urban Development Master Plans.

Grass roots development

- Collection of data on non-governmental organizations (NGOs) in 2012.
- Utilization and processing of NGO activities reports.
- Monitoring of financial balance sheet in the following sectors: rural economy, secondary economy, investment in public works, and human resources.
- Establishment of framework agreements

311 NGOs submitted activities reports; 89 of these were foreign NGOs.

The financial balance of NGOs was:	CFAF 98,450,324,396
wherein the foreign NGO portion was:	CFAF 8,373,605,388

6.2.2. Evolution of the indicators

- Devolution of personnel from central government (as a % per ministry).
This indicator was not reported.
- Development plans prepared, validated, and approved (as an absolute number):
2 SDU and 6 PUS were approved in 2012 compared to 3 SDU and 2 PUS in 2011.

6.2.3. Budget execution status

The overall disbursement rate from MATCL projects/programs was 86.83 percent, with 92.42 percent for domestic financing and 82.67% for external financing, respectively. There was a net increase in the overall disbursement rate, which was 83.46 percent in 2011.

6.2.4. Problems and constraints

Decentralization and devolution

- Not enough financial resources to rehabilitate sites and conduct training sessions.
- Not enough office equipment and computer hardware.
- Destruction of government offices and elections materials in northern regions.
- Failure to hold inter-ministry commission's statutory meetings.
- Difficulties/constraints associated with the exercise of transferred powers.
- Failure to define practical ways to make decentralized government services available to the territorial communities.
- Freezing of BSI for some projects/programs.

Border management

- Failure to comply with programs due to the bilateral nature of border operations (availability of neighboring countries).
- Time-lag between Mali and neighboring countries
- Inadequate funds allocated.
- Information deficit and limited involvement of local authorities in the implementation of activities.

Territorial development

- Insufficient human, material, and financial resources made available to the DNAT.
- Lack of a national territorial development plan.
- Lack of a guide on preparing plans.
- Lack of a guide on monitoring the implementation of plans.
- Failure to coordinate territorial development actions; no reference to the DNAT and its decentralized offices.

Grass roots development

- Failure to hold regular consultations between the government and non-governmental organizations/associations that have signed the framework agreement with the State (NGO/ASACE).
- Low NGO reporting rate.
- Withdrawal of some NGOs from northern regions following the security crisis.
- Internet connection's slow bit rate.
- Inadequate staff training on monitoring/evaluation system.
- Inadequate logistical and financial resources for tracking/evaluation.
- Inadequate communications between NGOs and the Grass Roots Development Support Unit.

6.2.5. Outlook

Decentralization and devolution

In the short term

- Continued strengthening of the authority and projects to construct/rehabilitate government premises;
- Organization of 2013 presidential and legislative elections and 2014 communal elections.
- Printing of NINA [national ID number] cards;
- Organization and management of 2013 pilgrimage;
- Establishment of electoral lists based on results from the Administrative Survey for Civil Status Purposes (RAVEC);
- Organization of the restoration of government in Mali's northern regions;
- Significant and voluntary increase in budgetary allocations to territorial communities, allowing for a supply of quality services;
- Strengthening of the role of territorial communities in governance, provision of quality basic services, and promotion of the local economy;
- Strengthening and expansion of project management by territorial communities;
- Strengthening of financial mechanism for supporting territorial communities;
- Strengthening of devolution;
- Improvement of local taxation;
- Strengthening communities' capacities in the mobilization of external financial resources;
- Improving procedures to allow more rapid access to funds and more diligent implementation of investment programs.

Introduction of a communal discussion is planned to promote dialogue among communities, encourage forgiveness, prevent stigmatization, and rebuild the will to co-exist. The discussion will be conducted by the communes with the goal of addressing the following challenges:

- Promoting and encouraging dialogue and mutual understanding among inhabitants as well as forgiveness;
- Identifying and analyzing the root causes of the crisis;
- Making local initiatives for emerging from the crisis converge around concrete development projects.

In the medium and long terms

- Developing a national territorial management policy.

- Establishing electoral lists based on the RAVEC results.
- Decisive impetus to the transfer of powers and resources and most particularly the transfer of resources needed to take over the transferred powers.
- Making DGCT actions intelligible by strengthening its institutional communication and social-educational policy.
- Creating the National Directorate of Civil Service in the Territorial Communities.
- Improving the operation of the OISE database
- Implementing the action plan of recommendations based on external audit of the investments of the territorial communities financed by the National Investment Agency of Territorial Communities (ANICT).
- Creating a budget line for financing the training activities of the Territorial Communities Training Center (CFCT).
- Increasing subsidies assigned to the CFCT to cover maintenance costs on its new premises.
- Developing a new framework document on revision of the national decentralization policy.

Civil service in the territorial communities and delay in the payment of salaries

Several efforts have been made to resolve the chronic delay in salary payments to employees of territorial communities under the framework of general government, in order to guarantee civil service in the territorial communities and ensure staff equality. These efforts include:

- Issuing directives to demonstrate the mandatory and priority nature of salary over all other expenses and to require authorizing officers and accountants not to execute any other expense before salaries as of the 15th of the month (Directive No. 0962/MATCL- SG of April 7, 2006 on paying the salaries of personnel of the territorial communities and Directive No. 01081/MATCL- SG of January 22, 2007 following up Directive No. 0962/MATCL- SG of April 7, 2006);
- Requiring the chairmen of executive bodies who wish to travel abroad to document the regular payment of the salaries of their employees in order to seek travel orders;
- Consider paying the salaries of general government staff through the National Investment Agency of Local Authorities (ANICT) using the Allocation in Support of the Operations of the Territorial Communities (DAFCT) of the National Fund for Support to Communities (FNACT). Doing so requires:
 - Exclusive allocation of this amount to payment of staff salaries in the general government framework;
 - An increase in the amount of the Allocation in Support of operations, taking into account the number of staff in general government.

In the context of this allocation, the following measures must be taken:

- Identify all general government staff in the territorial communities through joint DGCT-ANICT missions in all circles;
- Evaluate the salaries of these general government staff;
- Examine execution conditions and methods with the ANICT;
- Have these salaries paid by the territorial communities' accountants: collectors and paymasters-general.

As part of making the statutory bodies of Civil Service in the Territorial Communities operational:

- Strengthen the capacities of High Council and Joint Administrative Committee members through an awareness and information workshop on their roles and responsibilities (as they appear in the DGCT action plan);
- Assume the operating costs of these bodies.

Border management

In the short term

- Continued operations to delimit and demarcate the borders between Mali and Guinea, Mali and Senegal, Mali and Mauritania, and Mali and Niger.
- Identification of opportunities for cross-border cooperation with Senegal and Guinea.
- Continued implementation of cross-border cooperation actions at the level of the three existing cooperative efforts.

In the medium and long terms

- Continuation of periodic meetings between Malian authorities responsible for border issues and their counterparts in neighboring countries.
- Continued implementation of the Priority Program for Development of Border Zones (village water systems, rural economy, education, health, etc.).

Territorial development

In the short term

- Bi-annual updating of report on the acquisitions inventory in the area of territorial development (data collection, validation of report, and dissemination of report).
- Improvement or revision of the document on National Territorial Development Policy.
- Dissemination of policy (dissemination workshop, reproduction and distribution of documents in regions and circles, translation into native languages, through the media and otherwise).
- Preparation of National Territorial Development Plan (SNAT), which is also one of the recommendations from the 2013-2014 PRED.
- Preparation of methodological guide for preparing Territorial Development Plans (validation of draft guide, reproduction, dissemination).
- Conduct of study on strengthening the legislative and regulatory framework for Territorial Development.
- Preparation of a methodological guide on monitoring-evaluation (validation of draft guide, reproduction, dissemination).
- Coordination of the National Committee for Technical Evaluation of SDUs.
- Collection of new data (structuring and processing of data).
- Set up and management of a database on Territorial Development.
- Strengthening the operational capacities of human resources of the DNAT.
- Improvement of the Regional Territorial Development Plans (SRATs) of Kidal, Gao, and Tombouctou and continued support for the preparation of other plans.
- Evaluation of the SDUs approved by the Council of Ministers.

In the medium and long terms

- Support for the preparation of communal, local, regional, and sectoral plans.
- Conduct of study on legislative and regulatory instruments creating the National Territorial Development Fund (FNAT).
- Set up of National Territorial Development Fund.
- Set up and development of the equalization system.
- Monitoring-evaluation of Territorial Development activities.
- Identification and formulation of priority development projects.
- Annual update and implementation of training and communication plan (identification of programs, conduct, diversification of communication channels).

Grassroots development

In the short term

- Monitoring-evaluation of investments in grassroots initiatives.
- Regular meetings for government-NGO-ASACE consultation.
- Strengthening the partnership framework among the government, NGOs-ASACE, and TFPs.

In the medium and long terms

- Improved coordination and monitoring of the activities of NGOs-ASACE and government.
- Strengthening of the partnership.

6.3.Public finance management

6.3.1. Main actions taken in 2012

Implementation of the PAGAM/GFP II made it possible to record very significant progress in 2012.

Mobilization of tax receipts

- Promotion of taxpayer compliance by the DGI through regular publication on the website of the Ministry of Economy, Finance, and Budget of the list of taxpayers managed by the Directorate of Large Enterprises (DGE) and the Directorate of Medium-sized Enterprises (DME), respectively.
- Implementation of semi-automatic selectivity of customs controls by the technical risks management unit that was created by the General Directorate of Customs (DGD).
- Effective interconnection of the DGI-DNTCP (RGD) and DGI-DGMPDSP databases in 2012, following the DGI-DGD in 2011, in order to allow real-time information sharing among agencies, particularly on the tax base (NIF/NINA).
- Establishment of a mixed information-sharing committee among the DGI, DGD, DNDC, and DNTCP pursuant to inter-ministerial order No. 2012-0913/MEF-MICC-MLAFU of March 15, 2012 in order to expand and better control the tax base.

Preparation of the government budget

Continued interconnection of expenditure chain units.

This interconnection greatly facilitates execution of the government budget: computerized real-time monitoring of execution, presentation of administrative accounts, rapid and secure access to the database of the General Directorate of the Budget (DGB) (PRED), etc.

Execution of the government budget

- Improvement of the expenditure circuit through adoption of
 - Order No. 12-2940/MEFB-SG of October 11, 2012 establishing the methods and procedures for implementing supplemental appropriations,
 - Order No. 12-2939/MEFB-SG of October 11, 2012 establishing the methods for transfers of budgetary appropriations,
 - Letter No. 03396/MEFB-SG of October 12, 2012, circular prohibiting deposit of budgetary appropriations.
- Strengthening of the management of government accounting by continuing to put into operation the Integrated Government Accounting Application (AICE) at the District General Revenue Office (RGD) in January 2012 and at the Koulikoro Regional Treasury in December 2012, thus facilitating tracking of delays in payment of budgetary expenditures.

Transparency and control of government procurement

- Validation of year 2012 procurement plans.
- Training for one hundred twenty (120) procurement officers in ministerial departments, public agencies, and territorial communities on the module for preparing public procurement plans.
- Average delay in processing of government procurement files: from 127 days in 2010 to 105 days in 2011 and 96 days in 2012.
- Percentage of contracts awarded through open invitations to tender: 83 percent in 2012 compared to 79 percent in 2011, 78 percent in 2010, and 75 percent in 2009.
- Percentage of contracts awarded through direct agreement: 8 percent in 2012 compared to 7 percent in 2011, 13 percent in 2010, and 9 percent in 2009.

***The Public Procurement and Public Utility Delegations Regulatory Authority
(ARMDS)***

Activities basically sought to ensure transparency in government procurement.

- Procurement audit mission conducted by contracting officers for budget years 2009 and 2010 (started October 15, 2012)
- Analysis of appeals brought to the ARMDS and identification of aspects of the public procurement code violated.
- Information and awareness sessions for government contracting stakeholders.
- Disputes brought to the ARMDS and resolved after hearing both parties (petitioners and contracting officers), often assisted by counsel.
- Development of cooperative relations with WAEMU and similar institutions in other countries.
- Information system and free phone number 80 00 55 55 put into operation.

Financial governance and transparency

- Submission to the National Assembly of the draft law validating public accountants' management accounts from 1960 to 1991.
- Development of risk mapping for the Education and Health Departments in the context of implementing the National Internal Control Strategy (SNCI).
- Development of a draft code on transparency in the management of government finances in Mali in accordance with WAEMU Directive No. 1/2009/CMUEMOA.
- Preparation and publication of a citizen budget in 2012 in the context of citizen information on the management of government finances.
- Submission of the Budget Bill to the National Assembly with its many explanatory annexes, particularly tax exemptions, the budget review act, report on the sustainability of the debt, etc.

6.3.2. Evolution of the indicators

Table 22: Evolution of procurement indicators from 2010 to 2012

Indicators	2010	2011	2012
Average delay in government procurement	127 days	105 days	96 days
Percentage of contracts awarded through open invitations to tender	78%	79%	83%
Percentage of contracts awarded through direct agreement	12.98%	7%	8%

Source: DGMP

6.3.3. Budget execution status

Financial execution of the PAGAM/GFP II amounted to CFAF 2.355 billion for liabilities (94.2%) and CFAF 2.062 billion in liquidation (82.5%) on a revised annual allocation of CFAF 2.499 billion.

6.3.4. Problems and constraints

Institutional, financial, and human problems

- Providing the services with qualified, motivated, and adequate personnel as well as strengthening staff technical capabilities are still challenges to be addressed.
- Inadequate budgetary appropriations for structures and problems mobilizing appropriations to cover various actions included in the operational plan.

Gender sensitive planning and budgeting

Implementation of the approach suffers from:

- Delay in introducing the institutional mechanism for the National Gender Policy,
- Not enough gender specific data,
- Difficulties in defining the gaps to be bridged in the area of gender and identifying measures for minimizing those gaps,
- Limited appropriations for gender issues.

6.3.5. Outlook

- Strengthening of the institutional landscape relating to internal and external controls through implementation of the National Internal Control Strategy (SNCI);
- Consolidation of the tax system and achievement of the target tax ratio through implementation of the National Tax Transition Program (PNTF);
- Preparation of budget/program type government budget;
- Introduction of an IT Master Plan at the Ministry of Economy and Humanitarian Action (MEAH) to open up existing data processing islands in the Department's technical units;
- Continued strengthening of human resources capacities;
- Second external evaluation of the PAGAM/GFP II in 2013 (following evaluation of the PAGAM/GFP I in 2009) and a third PEFA assessment in 2014 (following the assessments of 2006 and 2010);
- Operationalization of the National Gender Policy's institutional mechanism;
- Promotion of gender-sensitive budgeting;
- Strengthened citizen control of the government budget;
- Evaluation of 4,552 accounts in accelerated clearance.

6.4. Justice and anti-corruption actions

Implementation of the PRODEJ (2010-2014) Operational Plan began in 2011. The first review in February 2012 was deemed satisfactory despite practical difficulties found. Several activities were successfully completed in 2012.

6.4.1 Main actions taken in 2012

Credibility of justice

- **In connection with codes of ethics**

The PRODEJ operational plan, in section 1 on reestablishing values and eliminating impunity, gave priority to an internal cleanup of the entire judiciary as an inescapable vector in combatting corruption and economic and financial crime. Based on the programming for the design and adoption of codes of ethics, four (4) draft codes of ethics were drawn up and validated technically.

This involves preliminary drafts of:

- *the code of ethics for attorneys;*
- *the code of ethics for notaries;*
- *the code of ethics for bailiffs;*
- *the code of ethics for prison officials and correctional education officials.*

These preliminary drafts, available at the Ministry of Justice, are awaiting approval by the Council of Ministers, after which the second stage, namely the implementation of these codes, will proceed.

Only the *Code of ethics for court registrars and registrar's secretaries* could not be drawn up due to dysfunction attributable to the institutional crisis.

The implementation rate for the draft codes is 80%.

- **In connection with governance and transparency in the judicial area: PREGOT**

The terms of reference for the Program to Strengthen Governance and Transparency in the judicial area (PREGOT) were produced and the consultation contract was concluded. The PREGOT concept note was prepared for the mobilization of all stakeholders.

The orientation workshop proceedings on PREGOT programming were held on February 23-24, 2012. Justice personnel, government institutions, the private sector, civil society, the media, and resource persons participated in this workshop.

The key governance and transparency problems in the judicial arena were identified upon conclusion of the proceedings, in which six problem areas were selected:

1. organization and management of jurisdictions;
2. not enough of the resources needed for proper operation of justice;
3. inadequacies in the exercise of oversight and imposition of sanctions;
4. inadequacies in the management of human resources;
5. inadequacies in terms of ethics and conduct;
6. litigants' mistrust regarding the decisions of the court.

The workshop adopted the following recommendations to sustainably resolve these issues:

- *Significant improvement in the performance of the organized judiciary operating with complete transparency, reestablishing the credibility of the judicial community,*
- *Involvement of the private sector and civil society, helping to instill confidence in a justice system set up as a bulwark against corrupt tendencies.*

The workshop adopted the following results that the PREGOT must achieve:

1. Ensure proper organization and better management of jurisdictions;
2. Provide oversight structures and services with sufficient human and material resources given the expected results;
3. Make oversight and sanctions more operational and effective:
 - Strengthen mechanisms for exercising oversight and imposing sanctions,
 - Introduce an effective communication mechanism in the area of oversight and sanctions;
4. Provide personnel with secure career paths (career plan, classification of jurisdictions):
 - Recognize staff performance and merits,
 - Improve staff evaluation,
 - Improve the hiring system;
5. Ensure strict adherence to the rules of procedure;
6. Have judicial personnel who are competent and constantly upgraded;
7. Facilitate litigants' access to court decisions;
8. Facilitate understanding of court decisions by litigants.

The stakeholders involved in implementation of the PREGOT include:

- The judiciary;
- Civil society;
- The private sector;
- Other government structures.

To achieve these results, synergistic action must be developed among all stakeholders.

Besides the PREGOT and thanks to the productive partnership with Canada under the Common Fund, relevant activities were carried out to support the process of renewing justice. These efforts produced two major results:

- Plans for change at the Central Directorates, the Supreme Court, the Appeals Courts, and the Jurisdictions;
- The transparency contract between the judicial community and the citizens (represented by civil society organizations and the private sector), the principal components of which

relate to: *access to justice, the right to justice, and meeting commitments for an effective and credible system of justice.*

A series of training sessions was conducted to support the process of renewing justice

- Training for members of the judicial community, representatives from the private sector, and civil society on the subject of “Justice in the interplay of stakeholders in Malian society.”
- Training in public speaking for court administrators and chief prosecutors and judges, those in charge of central services, and the legal and judicial professions.
- Training on “results-based management” (RBM) for court administrators and chief prosecutors and judges, those in charge of central services, and the legal and judicial professions.

To promote and protect human and gender rights, activities were carried out with respect to:

Promoting human rights, particularly economic, social, and cultural rights

- Launch of Joint United Nations Program for the Promotion of Human Rights in Mali, 2012-2016, in February 2012.
- Analysis of the human rights situation in Mali (status, constraints, challenges, and prospects).
- Preparation of factsheets for the information and awareness campaign.
- Communication activities on human rights and international humanitarian law in the press (Independent, Republican, Infos matin, Prétoria, Echos).
- Ceremony reaffirming Mali’s commitment to respect for human rights and international humanitarian law.
- Support for organization of the 17th edition of the Forum for Democratic Discussion.

Strengthening the capacities of the National Commission on Human Rights and Civil Society Organizations

- Support for introduction of a consultative framework for institutions and organizations defending human rights.
- Support for preparation of the 2012 annual report of the National Commission on Human Rights.
- Support for organization of the 2012 Human Rights Week.
- Support for introduction of a consultative framework on humanitarian law.

Supporting the national mechanism for developing and monitoring reports on human rights mechanisms:

Support for organizing exchange and information days with the general secretaries of ministerial departments on the conclusions of the Universal Periodic Review (UPR) and other monitoring mechanisms.

Ensuring accessibility to justice and the promotion of human rights:

The Ministry organized the National Judicial Training Institute (INFJ) in January, a series of training sessions on human rights for magistrates, police officers, gendarmerie officers, court registrar secretaries, and prosecutor’s secretaries.

Implementation of the National Gender Policy

- Two training sessions for members of the justice system involved 48 judges and 46 non-judges; the subjects covered were “Gender” and “Gender-based violence.”
- One training session on the topic of “Rights and protection of children before, during, and after armed conflicts” was organized by the Armed Forces Staff in November 2012.

Combating corruption and financial crime

- Organization of citizen information and awareness week on economic and financial crime.

- Set up of a review committee to begin a preliminary draft of the law on repression of illegal enrichment in Mali.
- Assignment of 99 percent of prosecutors, particularly to economic and financial units, to strengthen the capacities of the jurisdictions.
- Processing of twenty-seven (27) case files by the Economic and Financial Unit of Bamako. The total amount recovered for the Malian government was CFAF 1,378,028,652.

Monitoring and evaluation of the National Action Plan to Combat Corruption

The monitoring and evaluation of the National Action Plan to Combat Corruption are under the aegis of the Prime Minister's Office.

The justice sector was evaluated during the course of 2011 with respect to the implementation of its sectoral plan. Pursuant to the 104 recommendations of the National Forum on corruption and the 285 activities prescribed by the government, the Ministry of Justice prepared a draft law on the repression of illegal enrichment. Besides technical structures within the ministerial departments, the design of this project followed a participatory approach, including civil society, the media, the private sector, and the unions.

6.4.2. Evolution of the indicators

Table 23: Evolution of justice indicators, 2010-2012

INDICATORS	2010	2011	2012
Number of judges per inhabitant¹⁰	1 judge for every 54,310 inhabitants	1 judge for every 54,620 inhabitants	1 judge for every 44,345 inhabitants
Total number of judges	283	290	368
Rate of coverage of jurisdictions by the SIG-RDJ/SJ (%)	13.04 % 9 out of 69 jurisdictions	13.04 % 9 out of 69 jurisdictions	13.04 % 9 out of 69 jurisdictions

Source: CPS Justice

In terms of progress, Mali is still far from the international standard of one judge for every 7,000 inhabitants.

6.4.3. Budget execution status

The 2012 budget was executed at the level of 99.45% of open appropriations.

6.4.4. Problems and constraints

The sector's basic problem continues to be the low percentage (0.6 percent) of the national budget allocated to the justice system. This low level led the National Assembly to make the following recommendation when voting on the draft budget bill for 2013:

“five years of scheduled growth in the Ministry of Justice budget so as to achieve the target of 5 percent of the government's budget.”

6.4.5. Outlook

In the short term

Protecting human rights

- Support the victims of the violent imposition of Sharia law in northern Mali.
- Facilitate the reintegration of children enlisted by armed groups in northern Mali (175 cases reported to date).
- Demine northern Mali (since the start of the conflict, unexploded landmines have injured 21 people under the age of 18, and four of them died).

¹⁰ The population data come from the demographic projections prepared by the National Population Directorate (July 2012) based on the 2009 GPHC.

- Provide psychological assistance to the victims of sexual abuse since the start of the conflict and establish civil education programs on sexual violence, particularly in northern Mali.

Ensuring a well-functioning judicial system and combatting corruption

The government plans to accelerate the restoration of the rule of law.

In particular, it will take all appropriate measures to prevent and punish any past and future human rights violations throughout the country.

It is also committed to implementing the recommendations from the general assemblies on corruption and economic and financial crime. A monitoring committee has already been set up for this purpose (representatives: government, civil society, and private sector).

The Justice Department adopted a document titled “Challenges for the restoration of justice in the post-conflict context (transitional and institutional justice).”

The implementation of this integrated approach for the justice sector seeks to do the following:

- Assist national authorities in reestablishing the primacy of law and justice rendered by judicial institutions;
- Support increased respect for the Constitution and the national legal framework;
- Support and maintain compliance with and implementation of international obligations and reporting by Mali;
- Adopt the PREGOT document in the judiciary and its implementation;
- Support the development of strategies for improving and consolidating the rule of law;
- Prepare and implement integrated criminal system practices (police, judicial and penal institutions);
- Support the development of strategies and programs in support of security, justice, and stabilization;
- Facilitate the rehabilitation of judicial infrastructures and the provision of equipment;
- Train and advise judges and other judicial personnel and support their deployment in areas to be rehabilitated;
- Provide technical assistance for research, surveys, and investigations leading to prosecution of the most serious crimes;
- Support the strengthening of institutional justice during the implementation of transitional justice;
- Schedule for adoption by the Council of Ministers of Wednesday, July 24, 2013, the draft law on repression of illegal enrichment.

In the medium and long terms

The government wishes to work for the emergence of a rehabilitated, effective, operational, and credible system of justice in the service of social peace and development. To do so, it must address the following challenges as well as others:

- Reaffirm the fundamental values of justice and combat impunity;
- Strengthen prevention and repression units;
- Modernize judicial institutions and strengthen staff capacities;
- Adapt and consolidate the legal framework by giving Mali legislative and regulatory instruments in harmony with the national, regional, and international context;
- Improve access to justice for all and promote human rights to improve services to litigants;
- Implement the new judicial map;
- Comply with international standards in the penitentiary system.

Combating corruption and financial crime

- Strengthen the human and material capacities of oversight structures: General Control of Public Services (CGSP), Ministerial inspections, National Financial Control Directorate (DNCF),

Control and Surveillance Unit of the Decentralized Financial Systems (CCS/SFD), Accounts Section of the Supreme Court (SC-CS), Office of the Auditor General (BVG), and the Finance Commission of the National Assembly.

- Implement the National Internal Control Strategy.
- Better ensure the transfer of corruption cases to the competent jurisdictions.
- Adopt a law against illegal enrichment.

6.5. Aid effectiveness

Joint efforts by the government and its partners to improve aid effectiveness were interrupted in 2012 due to the suspension of cooperation with most of the TFPs. Nonetheless, government on the one hand and some TFPs on the other have continued to work internally toward improved aid effectiveness.

The principal results achieved in 2012 with reference to the Paris Declaration can be described as follows.

6.5.1. Main actions taken in 2012

Harmonization

- The Malian government and the TFPs began to develop the Joint Country Assistance Strategy (SCAPII). This activity could not be concluded due to suspension of cooperation by the TFPs.
- Initial phase of a study on the comparative advantages of each TFP and analysis of the division of labor and complementarity (this activity could not be concluded due to suspension of cooperation by the TFPs).

Appropriation

Launch of the 2013-2015 Medium-Term Financing Framework based on data provided by the TFPs (this activity could not be concluded due to suspension of cooperation by the TFPs).

Alignment

Preparation of the National Economic and Social Stabilization Fund (FNSES). This fund would ultimately be created in February 2013. For two (2) years, while awaiting the return of the conditions necessary for resumption of budgetary aid (particularly for the bilateral partners), it will directly finance the priority activities of the sectoral ministries as included in the government's budget and that are overdue to the lack of financial resources. The allocated amounts will pass through the National Treasury but will be subject to heightened oversight.

Results-based management

- Preparation and organization of review of projects/programs, budget-programs, and 2012 review of the PRGSP covering the year 2011, in accordance with the standardized calendar of reviews adopted by the government. However, several reviews had to be cancelled and the TFPs are less involved in these reviews than in earlier years.
- Preparation and organization of the joint review on budgetary issues.

Mutual accountability

- Organization of the tripartite discussion workshop among the government of Mali, the technical and financial partners, and civil society organizations on issues of accountability.
- Organization of two information and awareness workshops for national elected officials, government agency employees, civil society, and the private sector on the challenges of the "Busan Partnership for Effective Development Cooperation."
- Regular monthly meetings of the MEFB and the TFP Troika, starting in September 2012.
- Involvement in international discussion on implementation of the "Busan Partnership for Effective Development Cooperation."

6.5.2. Constraints

Tangible results were achieved but recurring obstacles to improved aid effectiveness persist:

- Weak leadership of national authorities on aid;
- Weak political case management;
- Some resistance to change (special interests favoring the status quo, within both the TFPs and the Government of Mali);
- Notable weakness of TFPs' internal reforms for implementing commitments made in the area of aid effectiveness. Thus, the procedures required by the TFPs continue to be complicated and varied and there is limited delegation of decision-making power to representative offices (Mission and Agency Chiefs);
- Non-OECD member TFPs do not participate in consultation mechanisms;
- The multiplicity of initiatives makes it difficult to reach consensus, given the large number of stakeholders involved.

Some areas of progress were partially reversed in 2012. For example, although the introduction of clusters (homogenous groups) to coordinate the TFPs made it possible to mobilize funds to respond to certain humanitarian emergencies, it has also weakened some thematic groups of TFPs as well as national acceptance. One might even ask whether the international clustering method was applied to Mali without taking into account the already advanced institutionalization of coordination among the TFPs in Mali.

6.5.3. Outlook

- Efforts to improve aid effectiveness should gradually resume over the course of 2013. Efforts in 2013 and 2014 will focus on:
 - Monitoring commitments made during the Brussels conference (May 15, 2013),
 - Continued implementation of the FNSES,
 - Implementation of the harmonized calendar of reviews,
 - Assertion of national leadership on aid,
 - Improvement in government finance management.
- To reinforce achievements made, authorities plan to renew contacts with the TFPs and relaunch formal meetings to allow government-TFP dialogue. (Mixed Mali/TFP committees, Joint Reviews of the PRGSP and Budgetary Reviews in particular). This also means completing some activities that were suspended in March 2012, particularly:
 - Completing the study on the comparative advantages of the TFPs;
 - Completing the SCAP II and its joint GoM-TFPs action plan;
 - Completing and evaluating the indicators for monitoring the Busan partnership;
 - Continuing implementation of the PAGAM/GFP II;
 - Introducing a unified system for the management of aid data;
 - Introducing a true national aid policy;
 - Continuing to build awareness among emerging TFPs with a view to their participation in the coordinating mechanisms set up in Mali;
 - Strengthening the structures involved in the management of aid, particularly the International Cooperation Directorate.

6.6. International cooperation

In 2012, Mali's diplomatic activity was evidenced in particular by the signing of several agreements and conventions and the promotion of human rights, democracy, and good governance.

6.6.1. Main actions taken in 2012

Cooperation

- The Ministry of Foreign Affairs and International Cooperation (MAECI) has: (i) continued cooperative relationships with the traditional partners such as the United Nations system, the European Union, and countries of the Americas; and (ii) established and consolidated relationships with emerging countries such as India and China.
- The negotiation and signing of many framework agreements and financing agreements in the

areas of health, education, peace and security, rural development, human rights, decentralization, and institutional development. Mali's partners include the agencies of the United Nations system, China, Switzerland, Belgian Technical Cooperation, Luxembourg, and Canada as well as some international financial institutions.

- Signing of the United Nations framework to support the transition.

Strengthening relations with international institutions

The Department provided for monitoring of the situation in northern Mali at the United Nations (United Nations Security Council), the International Organization of La Francophonie, the Non-Aligned Movement, the African Union, and the ECOWAS. It expedited preparations for various meetings, conferences, and summits.

Mobilizing resources to finance development

Several bilateral agreements, including financing agreements, were concluded regarding key sectors of the national economy such as agriculture, health, water management, road infrastructures, and low-cost housing, for a total amount of **CFAF 152,948,659,350**.

The Department also continued its efforts to mobilize resources with the multilateral partners such as the International Development Association (IDA), the Islamic Development Bank (IsDB), the West African Development Bank (BOAD), and the ECOWAS Bank for Investment and Development (EBID).

The amount of the multilateral agreements signed totaled **CFAF 88,344,986,225**.

Compliance with international commitments

Several multilateral treaties were adopted with respect to culture, the Universal Postal Union, the ACP-EC Partnership, and the IMF.

Headquarters agreements were signed, notably those with the IFAD, WAEMU, the African Union, and ECOWAS.

The following can be cited among several periodic reports produced:

- Mali's report on implementation of the African Union Convention on Preventing and Combating Corruption.
- Mali's report on implementation of the Solemn Declaration on Gender Equality in Africa (SDGEA).
- The 2011 Development Cooperation Report.

Diplomacy

- Lifting of suspensions involving Mali at the African Union and ECOWAS (occurring after the coup d'état of March 22, 2012).
- Mali's participation in international meetings, including statutory meetings of WAEMU, ECOWAS, the African Union, the ACP countries, and the UN.
- Accreditation of new foreign ambassadors to Mali (from Morocco, Nigeria, Canada, Germany, Great Britain, Japan, Iran, Pakistan, and the European Union) and representatives of international organizations (ECOWAS, WHO, UNICEF, HCR, and the ADB).
- Presentation of credentials for Mali's ambassadors to Dakar, Abidjan, Tokyo, and Djibouti.
- Renewal of credentials for Mali's ambassadors to Luanda, Libreville, and Berlin.

Structural reform

Adoption of organic frameworks for Mali's embassies in Brazzaville, Niamey, and Malabo. These involve consulates upgraded to embassies.

Inspection missions

Inspections of diplomatic and consular services were conducted in 2012. There were 11 missions, six to embassies and five at the central department level.

6.6.2. Evolution of the indicators

A total of 24 cooperation agreements and conventions were signed in 2012, compared to 96 in 2010 and 127 in 2011.

The reduction in 2012 can be attributed to suspension of all cooperation that Mali had with its bilateral and multilateral partners.

Two new indicators are suggested for cooperation by the CPS/CI:

- *Number of cooperation agreements and conventions.*
- *Rate of mobilization of financial resources based on bilateral and multilateral agreements.*

6.6.3. Budget execution status

Of a projected CFAF 21,462,846,000, the program budget of the MAECI was executed at CFAF 21,241,763,021, for an execution rate of 98.97 percent.

Investments represented 9.7 percent of the budget, compared to 55.4 percent for operations, and 34.9 percent for personnel.

6.7. African integration

Despite a difficult situation, in 2012 the department continued its policies on protection and assistance for Malians abroad on the one hand and on promoting subregional and regional integration on the other.

6.7.1. Main actions taken in 2012

Protection and assistance for Malians abroad

- Release of many Malians imprisoned in host countries.
- Continuation of contacts made with Malians abroad, particularly in Abidjan, Lomé, Abuja, Angola, Equatorial Guinea, and Chad.
- Implementation of campaign to build awareness among Malians abroad in order to contribute to the solidarity effort for the benefit of displaced populations in northern Mali. Their contribution is evaluated at CFAF 200,460,200.
- Assistance provided to 864 deportees (escorted back) and 6,101 repatriated persons (voluntary return).
- Transmission to consulates and embassies of 14,280 passports and 70,200 consular identity cards.
- Set up of database on migration
- Finalization of the National Migration Policy document (national workshop of October 24, 2012).
- Participation in the process of selecting projects submitted by returning migrants to the French Office for Immigration and Integration (36 projects selected for a total amount of CFAF 163 million).
- Organization of conference-discussions on migration, the risks of irregular migration, and the reintegration of returning migrants.
- Participation in the first European discussions of Malian youth, June 18-24, 2012 in Paris, France.
- Preparation and participation in the fourth world forum on migration and development, November 19-24, 2012.

Promoting regional and subregional integration

- Strengthening of cooperation with ECOWAS to resolve the crisis in northern Mali.
- Mali's contribution to various integration programs.
- Two sessions of the National Commission for African Integration held.

6.7.2. Evolution of the indicators

The CPS/CI suggests the following indicators for monitoring of the PRGSP:

- Number of nationals placed in subregional, regional, and international organizations: 9 in 2012;
- Number of experts in the context of the transfer of powers (TOKTEN): 58 in 2011 and 18 in 2012;
- Number of MAEP recommendations implemented: 93 in 2011 and 93 in 2012.

6.7.3. Budget execution status

The initial 2012 allocation for the Ministry of Malians Abroad and African Integration was CFAF 2,009,453,000 compared to a revised allocation of CFAF 1,201,582,000, or a reduction of CFAF 807,871,000 (59.79%), of which CFAF 1,151,582,000 were opened.

Cumulative commitments as of November 17, 2012 were CFAF 1,025,522,374, for an overall execution rate of 89.05 percent.

6.7.4. Problems and constraints

Problems and constraints are institutional, financial, and human in nature.

At the institutional level

- Lack of coordination among interventions in the sector.
- Lack of appropriate legislation based on geopolitical configuration.
- Limited capacities of coordinating structures.

At the financial level

- Limited budgetary allocation to the sector.
- Frequent time lag between disbursements and schedule of activities.
- Lack of reliable statistics for establishing strategic guidelines.
- Insufficient information on donor's financing procedures.
- Delay and/or irregularity in release of the government's counterpart contribution.

In terms of human resources

- Inadequate human resources.
- Poor fit between the profile and the position in the context of managing organic frameworks.
- Inadequate capacity building.

6.7.5. Outlook

Cooperation sector

In the short term

- Strengthening the capacities of the department and Malian representatives offices abroad.
- Strengthening Mali's position in the international arena.
- Guiding cooperation programs toward priority sectors of the *2012-2017 PRGSP*.
- Contributing in the context of the PRED to implementation of the following aspects:
 - Peace and security.
 - Elections: monitoring of electoral operations in countries with related jurisdictions of diplomatic and consular missions as well as the search for additional financing.
 - Support for the private sector.

In the medium and long terms

- Preparation of the development cooperation report.
- Considerations for preparing a development cooperation policy.
- Implementation of recommendations from meetings and forums.
- Promotion for placing Malian personnel in international organizations
- Building awareness among partner countries and institutions with a view to the resumption of cooperation with Mali.

- Intensification of political and diplomatic relations as well as cooperation between Mali and its bilateral and multilateral partners.
- Monitoring of ratification procedures initiated as well as headquarters agreements pending signature.
- Continued production of initial or periodic reports in the context of implementing international conventions.
- Continued quality participation by Mali in international meetings.
- Delegation exchanges between Mali and partner countries and/or institutions.
- Strengthened presence of Mali on the international scene through placing Malian personnel and obtaining seats within international organizations.
- Continued implementation of the TOKTEN program.

Integration sector

In the short term

- Review of legislation on the creation, organization, and operations of the General Delegation of Malians Abroad and the Secretariat of the National Commission for African Integration.
- Creation of a permanent structure as a prelude to completion of the CIGEM project.
- Continued implementation of the National Action Plan of the African Peer Review Mechanism (NAP/APRM).

In the medium and long terms

- Consultation with stakeholders and partners of the department on implementation of the Action Plan of the National Migration Policy and the ECOWAS-Spain platform.
- Taking measures to increase transfers of funds from Malians abroad and direct them to development efforts.
- Search by the Department to improve the organization and structure of associations of repatriated persons.
- Combating irregular migration and ensuring the reintegration of Malians returning from abroad.
- Adoption of the national migration policy and finalization of its action plan.
- Organization of the 2013 session of African integration week.
- Preparation of report on monitoring and evaluation of implementation of the APRM National Action Plan (NAP/APRM) with a view to its presentation at the APRM summit in June 2014.

ANNEX: Macromanagement Matrix

MACROMANAGEMENT MATRIX 2012-2017 PRGSP

Code	Anticipated results	Indicators	Reference	Bench- marks	Targets						Sources of verification	Collection method	Frequency	Entity in charge	
					2011	2012	2012	2013	2014	2015				2016	2017
Preliminary pillar 1: Strengthening of Peace and Security															
Guarantee peace and security throughout the country															
	Area of intervention	<i>Peace and security</i>													
	Strategy	<i>Implement programs seeking peace and security</i>													
Preliminary pillar 2: Consolidating the stability of the macroeconomic framework															
Strengthen macroeconomic management															
	Areas of intervention	Macroeconomic and budgetary framework													
	Strategy	<i>Ensure the stability of the macroeconomic and budgetary framework</i>													
1	Domestic production experiencing strong and sustainable growth	GDP growth rate (as a %)	2.7	-1.2	5.5	5.6	5.8	6.2	6.7	7	DNPD/ INSTAT	Reporting (administrative method for data collection)	Annual	INSTAT	DNPD
2		Average annual inflation rate (as a %)	3.1	5.3							DNPD/ INSTAT	Reporting (administrative method for data collection)	Annual	INSTAT	DNPD
Strategic pillar 1: Promotion of accelerated, sustainable, pro-poor growth that creates jobs and income-generating activities															
<i>Accelerated, sustainable, job-creating growth</i>															
Objective 1: Increase agricultural production (agriculture, livestock raising, fishing, forestry) and promote the emergence of agro-industries															

Code	Anticipated results	Indicators		Reference	Bench- marks	Targets						Sources of verification	Collection method	Frequency	Entity in charge	
						2011	2012	2012	2013	2014	2015				2016	2017
	Area of intervention	Rural development														
	Strategy	Intensify agriculture (in the broad sense)														
3	Agricultural production experiencing accelerated and sustainable growth	Average GDP growth rate in the primary sector (%)		6.3	7.5							INSTAT/ DNPD	Reporting (administrative method for data collection)	Annual	INSTAT	DNPD
4		Total grain production (in thousands of tons)		5,778	6,674							CPS SDR/DNA	Agricultural consumption surveys	Annual	CPS SDR/DNA	CPS SDR/DNA
5		Additional areas in total water management schemes (in hectares)		9,335	22,933							CPS-SDR/DNGR	PGA data and inventory of sites improved	Annual	DNGR	CPS-SDR
6		Cotton production (tons)	Seed-cotton	445,314	449,661							CPS SDR/CMDT	Census of areas and estimated production	Annual	CMDT (DPA, DPI)	CMDT (DPA, DPI)
			Fiber	186 750	191 626											
7		Meat production (tons)		56273	56685	53500	55000	56800	58500	60300	62000	Annual reports from the DNPIA and the DRPIAs Controlled slaughterhouses	Data collected by units Quantities collected	Monthly and annual	DRPIA/DNPIA	CPS/DNPIA/DR PIA
8		Milk production (tons)		1051133	657942	10765 00	11080 00	11420 00	11763 00	12116 00	1248000	Milk collection centers	Quantities collected	Monthly and annual	DRPIA/PROD EVALAIT/DN PIA	CPS/DNPIA/DR PIA
9		Hides exported (tons)		2591	3506	2500	2600	2700	2800	2900	3000	National directorate of commerce	Export figures	Monthly and annual	Coordin/DNPI A	CPS/DNPIA/Proj et
10		Skins exported (tons)		554	200	740	750	790	800	840	860	National directorate of commerce	Export figures	Monthly and annual	Coordin/DNPI A	CPS/DNPIA/Proj et
11		Fish production (tons)	85000	71,229	85000	10000 0	11000 0	12000 0	12500 0	13000 0	DNP (Annual reports)	Reporting (administrative method for data	Annual	DNFishing	CPS/SDR(DN P)	CPS/SDR(DNFis hing)

Code	Anticipated results	Indicators	Reference	Bench- marks	Targets						Sources of verification	Collection method	Frequency	Entity in charge	
					2011	2012	2012	2013	2014	2015				2016	2017
		2000	137	2000	2500	3000	3500	4000	5000	5000	collection)				
Objective 2: Promote industry SME-SMI, Trade, and Services															
	Areas of intervention	Mines and hydrocarbons													
	Strategy	Rationalize the exploitation of mining and petroleum resources.													
12	A diversified and better managed mining sector	Volume of industrial gold exports (tons)	46.03	46.27	46.27	45.19	49.94	46.00	46.00	46.00	Statistical Compendium of the CPS-SME	Reporting (administrative method for data collection)	Annual	CPS-SME	CPS-SME
	Area of intervention	Industry													
	Strategy	Expand the industrial base, particularly in food-processing industries													
13	An industrial sector responding to domestic demand	Active industrial enterprises inventoried (in numbers)	533	ND	543	553	563	573	583	593	CPS-SICAEP/DNI	Inventory	Every 3 years	CPS-SICAEP/DNI	CPS-SICAEP/DNI
14		Amount of investments made in registered industrial installations (in millions of CFAF)	17,269	104,603	106,000	107,000	108,000	109,000	110,000	111,000	CPS-SICAEP/DNI	Reporting (administrative method for data collection)	Annual	CPS-SICAEP/DNI	CPS-SICAEP/DNI
	Area of intervention	Craft industry													
	Strategy	Modernize the craft sector, particularly by making use of agricultural commodities (leather, wood, etc.)													
15	A craft industry responding to national and international demand	Values of exports of handicraft products (in billions of CFAF)	4,362	4,803	4,900	5,0	5,2	5,4	5,6	5,6	CNPA	Statistical tracking of certificates of origin/ Evaluation of files on participation in trade fairs, shows, and festivals	Monthly	DNA	DNA

Code	Anticipated results	Indicators	Reference	Bench- marks	Targets						Sources of verification	Collection method	Frequency	Entity in charge	
					2011	2012	2012	2013	2014	2015				2016	2017
	Area of intervention	<i>Tourism</i>													
	Strategy	<i>Diversify tourist offerings</i>													
16	Tourism that contributes to sustainable human development	Tourism revenues (in billions of CFAF)	107,809	114,140	114,140	120,471	126,803	133,134	139,465	145,796	OMATHO	Statistical tracking of accommodation records	Monthly	OMATHO	OMATHO
	Area of intervention	<i>Trade</i>													
	Strategy	<i>Encourage exports and regulate domestic markets better</i>													
17	Trade responding to domestic demand and present on the international market	Current account balance excluding grants over nominal GDP (as a %)	-11.5	-4.4	-8.1						INSTAT/ DNPDP	Reporting (Administrative method for data collection)	Annual	INSTAT	DNPDP MME
18		Balance of trade (in billions of CFAF)	-157,057	+24,363		-240,787									
Objective 3: Facilitate investment and improve access to credit															
	Area of intervention	<i>Business environment; banking and financial sector; microfinance</i>													
	Strategy														
19	A business environment stimulating domestic and foreign investment	Time needed for procedure to create a business (in days)	3	3	3	2	2	2	2	2	"Doing Business" of the World Bank Group	Surveys and polls	Annual	API/ Doing Business Team	API/ Doing Business Team
20	Improved access to bank credit	Total credits to the economy (in billions of CFAF)	1049.32	1099.20		1174.63					BCEAO	Reporting	Annual	BCEAO	BCEAO
21	Improved access to microfinance	Total credits distributed by microfinance institutions (in billions of CFAF)	73	60	-	-	-	-	-	-	CPA/SFD, CCS/SFD, APSFDP-Mali	Annual report CCS/SFD, CPA/SFD, APSFDP-Mali	Annual	CPA/SFD, CCS/SFD, APSFDP-Mali	CPA/SFD, CCS/SFD, APSFDP-Mali

Code	Anticipated results	Indicators	Reference	Bench- marks	Targets						Sources of verification	Collection method	Frequency	Entity in charge		
					2011	2012	2012	2013	2014	2015				2016	2017	Collection
22		Number of members of microfinance institutions (in thousands of people)	1071	1016	1277	1389	1507	1632	1765	1905	CPA/SFD, CCS/SFD, APSF-D-Mali	Annual report CCS/SFD, CPA/SFD, APSF-D-Mali	Annual	CPA/SFD, CCS/SFD, APSF-D-Mali	CPA/SFD, CCS/SFD, APSF-D-Mali	
23		Penetration rate of microfinance services (as a % of the labor force)	19	16	20	21	22	23	24	25	CPA/SFD, CCS/SFD, APSF-D-Mali	Annual report CCS/SFD, CPA/SFD, APSF-D-Mali	Annual	CPA/SFD, CCS/SFD, APSF-D-Mali	CPA/SFD, CCS/SFD, APSF-D-Mali	
Objective 4: Cover the entire country with a network of modern infrastructures																
	Area of intervention	Transport														
	Strategy	Modernize and extend road, airport, and waterway infrastructures														
24	A functional and better managed network	Length of paved roads built (in km)	251.5	1	110	80	100	160	200	230	CPS-SETC/DNR	Reporting (Administrative method for data collection)	Annual	DNR	CPS-SETC	
25		Length of maintained roads (in km)	13864	12342	12350	13000	13000	13100	13200	13300	CPS-SETC/DNR	Reporting (administrative method for data collection)	Annual	DNR	CPS-SETC	
	Area of intervention	Energy														
	Strategy	Develop access to electrical power for all uses														
26	Energy services accessible to the largest number and at lowest cost, contributing to socioeconomic activities	Rate of electrification (as a %)	National	29.8	31.7	30.1	33.2	35.5	37.9	40.5	43.0	Statistical Compendium of the CPS-SME	Reporting (administrative method for data collection)	Annual	DNE/EDM- SA/ AMADER	CPS-SME
		Urban	59.7	64.0	60.2	66.1	68.9	72.4	76.2	80.1						
		Rural	16.9	17.8	17.0	19.0	21.0	23.0	25.0	27.0						
	Area of intervention	Information and communication techniques														
	Strategy	Strengthen infrastructures														

Code	Anticipated results	Indicators	Reference	Bench- marks	Targets						Sources of verification	Collection method	Frequency	Entity in charge	
					2011	2012	2012	2013	2014	2015				2016	2017
27	Generalized access to information and communication tools	Communes with access to (landline and mobile) telephone service as a percentage of the number of communes	69	70	70	70	71	71	72	72	CPS-SETC/AMRPT-TIC/SOTELMA/ORANGE	Reporting (administrative method for data collection)	Annual	CPS-SETC/AMRPT-TIC/SOTELMA/ORANGE	CPS-SETC/AMRPT-TIC/SOTELMA/ORANGE
28		National telephone density	70	73	73	74	75	75	75	75	CPS-SETC/AMRPT-TIC/SOTELMA/ORANGE	Reporting (administrative method for data collection)	Annual	CPS-SETC/AMRPT-TIC/SOTELMA/ORANGE	CPS-SETC/AMRPT-TIC/SOTELMA/ORANGE
Objective 5: Support the creation of jobs and income-generating activities															
Area of intervention		Employment													
Strategy		Actively encourage job creation, giving priority to youth													
29	Jobs created in all sectors of the economy	Employment rate (as a %)	61.15	Nd							INSTAT/ANPE	EMOP/CHS surveys	Every two years	INSTAT/ANPE	INSTAT/ANPE
30		Share of informal employment in total jobs (as a %)	27.89	Nd							INSTAT/ANPE	EMOP/CHS surveys	Every two years	INSTAT/ANPE	INSTAT/ANPE
31		Number of new jobs created	20,857	20,347							DNE	Administrative statistics	Annual	DNE	DNE
Area of intervention		Vocational and technical training													
Strategy		Adapt training courses based on openings, in liaison with employer organizations													
32	Vocational training adapted to the job market	Number of those leaving Vocational Training Centers	3824	4531	10000	10500	11025	11576	12154	12761	DNFP	Administrative statistics	Annual	DNFP	DNFP
Strategic pillar 2: Reinforcement of the foundations of long-term development and fair access to quality social services															

Code	Anticipated results	Indicators	Reference	Bench- marks	Targets						Sources of verification	Collection method	Frequency	Entity in charge		
			2011	2012	2012	2013	2014	2015	2016	2017				Collection	Analysis	
Growth benefiting all, ensuring equitable access to quality social services																
33	A significant reduction in extreme poverty	Incidence of monetary poverty (as a %)	National	41.5	42.7							INSTAT/ ODHD	EMOP surveys	Every three years	INSTAT/ ODHD	INSTAT/ ODHD
			Urban	19.2	19.7											
			Rural	48.2	49.5											
Objective 6: Curb demographic growth and better manage migratory phenomena																
	Area of intervention	Population														
	Strategy	Curb the fertility rate														
34	Population growth compatible with the objectives of poverty reduction	Contraceptive Protection Rate (as a %)	5.71	6.89								SLIS/DNS	Annual report	Annual	DNS	DNS
	Area of intervention	Migration														
	Strategy	Better management of migratory flows														
35	Regional and international migration flows known and channeled	Volume of migrants' transfers as a percentage of GDP (en%)	4.4	3.2								INSTAT/DNP/CIG EM	Censuses/Estimates	Annual	INSTAT/ DNP/CIGEM	INSTAT/ DNP/CIGEM
Objective 7: Correct gender disparities in all areas																
	Area of intervention	Promotion of women and children														
	Strategy	Implement the National Gender Policy														
36	Better economic, social, cultural, and political status for women	Percentage of seats held by women in elected positions (as a %)	8.2	Nd								Data collection report/ CNDIFE database on women and children	Data collection forms	Annual	CNDIFE/MAT CL	CNDIFE/ MATCL

Code	Anticipated results	Indicators	Reference	Bench- marks	Targets						Sources of verification	Collection method	Frequency	Entity in charge	
					2011	2012	2012	2013	2014	2015				2016	2017
37	Gender equality and equity	Proportion of women farmers in the total number of farmers (as a %)	2.1	Nd							CPS-SDR/CNDIFE	EAC surveys, agricultural census	Annual	CPS-SDR/ CNDIFE	CPS-SDR/ CNDIFE
38		Proportion of women responsible for agricultural parcels (as a %)	4,1	Nd							CPS-SDR/CNDIFE	EAC surveys, agricultural census	Annual	CPS-SDR/ CNDIFE	CPS-SDR/ CNDIFE
Objective 8: Reduce social inequalities, particularly by implementing the national social protection policy															
	Area of intervention	Child protection													
	Strategy	Ensure respect for the rights of every child													
39		Rate of care for child victims of violence, abuse, exploitation, and neglect (%)	5.43	97.69							CNDIFE database on women and children	Reporting	Annual	CNDIFE DNPEF	CNDIFE DNPEF
	Area of intervention	Social welfare and combating vulnerabilities													
	Strategy	Build a system for protection against social risks, particularly for disadvantaged populations													
40	An expanding social safety net	Percentage of population covered by mutual health insurance schemes (as a %)	3.1	4.0	4.7	4.5	4.9	5.3	5.7	6.1	SISo report	Reporting	Annual	CDS/ DNPSES	CDS/ DNPSES
41		Rate of increase in insureds covered by Social Security Institutions (ISS) (as a %)	26.28	15.97	Nd	15.41	13.35	11.78	10.54	Nd	Budget program report	Reporting	Annual	CDS/ DNPSES	CDS/ DNPSES
42		Percentage of destitute persons provided with medical assistance (as a %)	Nd	73.09	76.74	80.57	84.59	88.81	Nd	Nd	SISo report	Reporting	Annual	CDS/ DNDS	CDS/ DNDS
Objective 9: Improve the availability and quality of education by developing access to knowledge and skills															
	Area of intervention	Education													
	Strategy	Improve the quality and effectiveness of the educational system													

Code	Anticipated results	Indicators	Reference	Bench- marks	Targets						Sources of verification	Collection method	Frequency	Entity in charge	
					2011	2012	2012	2013	2014	2015				2016	2017
		School enrollment													
43		Gross school enrollment rate (GSER) in the first cycle of basic education (as a %)	81.5	78.3	85	89	93	98	99	100	Statistical yearbook of the CPS-Education	Reporting	Annual	CPS-Education	CPS-Education
44	Better quality education, with basis education as the priority	Index of gender disparities in the GSER (in percentage points)	0.8	0.8	0.8						Statistical yearbook of the CPS-Education	Reporting	Annual	CPS-Education	CPS-Education
45		Index of regional disparities in the GSER (in percentage points)	0.5	0.5	0.5						Statistical yearbook of the CPS-Education	Reporting	Annual	CPS-Education	CPS-Education
		Acquisitions													
46	A significant reduction in disparities between girls and boys	Completion rate (CR) for the first cycle of basic education (as a %)	58.3	54.1	64.1						Statistical yearbook of the CPS-Education	Reporting	Annual	CPS-Education	CPS-Education
47		Index of gender disparities in the CR (in percentage points)	0.8	0.8	0.81						Statistical yearbook of the CPS-Education	Reporting	Annual	CPS-Education	CPS-Education
48	A significant reduction in interregional disparities	Index of regional disparities in the CR (in percentage points)	0.3	0.3	0.3						Statistical yearbook of the CPS-Education	Reporting	Annual	CPS-Education	CPS-Education
49		Pupil/teacher ratio in the first cycle of basic education, all schools (number of pupils per teacher)	49	40	52	49	48	47	46	44	Statistical yearbook of the CPS-Education	Reporting	Annual	CPS-Education	CPS-Education
	Area of intervention	Culture													
	Strategy	Stimulate effective cultural offerings, creative and accessible to all													
50	A cultural sector meeting the expectations of populations and present on the international market	Total exports of cultural goods and services (in billions of CFAF).	836	Nd							Statistical yearbook of the CPS-SCJS	Reporting	Annual	CPS-SCJS	CPS-SCJS
Objective 10: Reduce food insecurity, hunger, and malnutrition															
	Area of intervention	Food security													

Code	Anticipated results	Indicators	Reference	Bench- marks	Targets						Sources of verification	Collection method	Frequency	Entity in charge		
			2011	2012	2012	2013	2014	2015	2016	2017				Collection	Analysis	
	Strategy	Create the conditions for structural food security; build capacity for prevention and management of cyclical crises														
51	An operational plan to respond to cyclical crises	Proportion of food-insecure persons provided with assistance (as a %)	0	37	0	0	0	0	0	0	0	SAP report on the food and nutrition situation	Reporting	Annual	SAP	SAP
52		Level of national grain stocks made up of National Food Security Stock (SNS) and the government's Intervention Stock (grain banks) in tons	23178.4	3331	10000 0	10000 0	10000 0	10000 0	10000 0	10000 0	100000	OPAM/SAP	Reporting	Annual	CSA	CSA
	Area of intervention	Nutrition														
	Strategy	Reduce malnutrition, giving priority to children and pregnant women														
53	A satisfactory nutritional status for all	Rate of chronic malnutrition in children under five years of age (as a %)	27	29.1	28	26	24	22	18	15		Results of EVSS conducted by the SAP	Sample survey	Annual	SAP	SAP
54		Rate of low weight-for-age in children under five years of age (as a %)	19,7	20	18	17	16	15	13	10		Results of EVSS conducted by the SAP	Sample survey	Annual	SAP	SAP
55		Vitamin A supplementation coverage rate in children between six and 59 months (as a %)	93	108								SNIS/DNS	Annual report	Annual	DNS	DNS
56		Vitamin A supplementation coverage rate among women immediately post partum (as a %)	91	88								SNIS/DNS	Annual report	Annual	DNS	DNS
57		Admission rate for severe acute malnutrition in nutritional rehabilitation centers (as a %)	20	30,14								SNIS/DNS	Annual report	Annual	DNS	DNS
	Objective 11: Ensure access for all to quality care throughout the country															
	Area of intervention	Health and combating HIV/AIDS														

Code	Anticipated results	Indicators	Reference	Bench- marks	Targets						Sources of verification	Collection method	Frequency	Entity in charge	
			2011	2012	2012	2013	2014	2015	2016	2017				Collection	Analysis
	Strategy	<i>Put in place a quality, well-managed and effective health system close to the population</i>													
58	Access to health services throughout the country	Population living within a radius of 5 km from an operational health center (as a %)	55	56							CPS SSDSPF statistical yearbook	Reporting	Annual	CPS-SSDSPF	CPS-SSDSPF
59		Curative care utilization rate (as a %)	0.32	0.31							Statistical yearbook (SLIS and SIH) CPS SSDSPF	Reporting	Annual	CPS-SSDSPF	CPS-SSDSPF
60		Rate of assisted childbirth (including by retrained traditional midwives/ATRs) as a percentage	58	56							CPS SSDSPF Statistical yearbook	Reporting	Annual	CPS-SSDSPF	CPS-SSDSPF
61		DTCP3 (Penta 3) vaccine coverage rate in infants under one year, as a percentage	88	88							CPS SSDSPF Statistical yearbook	Reporting	Annual	CPS-SSDSPF	CPS-SSDSPF
62		HIV/AIDS prevalence rate in pregnant women (as a %)	2.24	1.78							CPS SSDSPF sentinel surveillance report	Reporting	Annual	CPS-SSDSPF	CPS-SSDSPF
63		Percentage of infants born to HIV positive mothers who have received prophylactic ARV drugs	87.95	91.00							Annual report CSLS/MS	Reporting	Annual	CSLS/MS	CSLS/MS
64		Proportion of HIV positive women given care	98.09	89.35							Annual report CSLS/MS	Reporting	Annual	CSLS/MS	CSLS/MS
Objective 12: Sustainably maintain a quality natural, urban and rural environment															
	Area of intervention	<i>Real estate and urban development</i>													
	Strategy	<i>Develop urban and land use planning</i>													
65	Equitable access to land, decent housing, and land tenure	Number of sectoral urban development plans drawn up	2	0							CPS-SEEUE	Reporting	Annual	CPS-SEEUE	CPS-SEEUE

Code	Anticipated results	Indicators	Reference	Bench- marks	Targets						Sources of verification	Collection method	Frequency	Entity in charge		
					2011	2012	2012	2013	2014	2015				2016	2017	Collection
66		Number of low-cost housing units built and delivered	1700	0								CPS-SEEUDE DNUH	Reporting	Annual	CPS-SEEUDE	CPS-SEEUDE
	Area of intervention	Water and sanitation														
	Strategy	Expand access to water and to the sanitation network														
67	Equitable and sustainable access to drinking water and sanitation	Proportion of the population with sustainable access to drinking water (as a %)	National	76.2	76.1	76.5	78.3	80.1	82.0	81.0	82.1	Statistical compendium of the CPS-SEEUDE	Reporting (administrative method for data collection)	Annual	CPS-SEEUDE	CPS-SEEUDE
Urban			81.7	82.2	80.8	84.8	87.8	90.7	87.2	88.3						
Rural			74.0	73.6	74.8	74.8	76.8	77.8	78.5	79.5						
	Area of intervention	Environment and natural resources														
	Strategy	Put in place rational management of the environment														
68	Well maintained lands	Restored land areas and dunes (in hectares)	6194.60	3561.10	3500	3500	8500	9000				Periodic and annual reports of the DNEF	Reporting	Annual	CPS-SEEUDE/DNEF	CPS-SEEUDE/DNEF
69	Natural environments preserved	Number of simplified management plans drawn up and implemented	213	284	259							Studies and files available, periodic and annual reports of the DNEF	Documentary analysis grid, interview guide, questionnaire	Annual	CPS-SEEUDE/DNEF	CPS-SEEUDE/DNEF
Strategic pillar 3: Institutional development and governance																
Sustainably ensure a well-governed, safe, stable, and peaceful Mali																
Objective 13: Continue modernization of the state																
	Area of intervention	Institutional development														
	Strategy	Modernize public services; strengthen public management														
	Area of intervention	Justice														
	Strategy	Continue institutionalization of the rule of law; strengthen the effectiveness and credibility of judicial institutions														
70	Anchoring of the rule of law	Number of judges per capita	1/54620	1/44345								Annual reports of	Reporting	Annual	CPS-SJ	CPS SJ

Code	Anticipated results	Indicators	Reference	Bench- marks	Targets						Sources of verification	Collection method	Frequency	Entity in charge	
					2011	2012	2012	2013	2014	2015				2016	2017
71		Coverage rate of jurisdictions by the SIG-RDJ/SJ (as a %)	13,04	13,04							Annual reports of the CPS SJ	Reporting	Annual	CPS SJ	CPS SJ
Objective 14: Stimulate development of regional hubs and participatory local management															
	Area of intervention	Land management													
	Strategy	Ensure harmonious development of the national territory													
72	Regional hubs driving development of the entire country	Urban planning schemes and plans drawn up, ratified, and approved (in absolute numbers)	5	8							Annual reports DNAT DNUH	Reporting	Annual	CPS- SEEUDE	CPS-SEEUDE
	Area of intervention	Decentralization													
	Strategy	Build the capacity of territorial communities to improve services provided to the population													
Objective 15: Strengthen cooperation within subregional institutions and with Malians abroad															
	Area of intervention	Regional and international cooperation													
	Strategy	Accelerate African integration; diversify international partnerships													
73	Regional and international cooperation developed and diversified	Number of cooperation agreements and conventions signed	127	24							DCM-DCB (MAECI)	Reporting	Annual	CPS-SCI DGB	CPS-SCI DGB
74		Number of MAEP recommendations implemented	93	93							CNG/MAEP	Reporting	Annual	CNG/MAEP	CNG/MAEP
75		Number of nationals placed in subregional, regional, and international organizations;		9							DCM-DCB (MAECI)	Reporting	Annual	CPS-SCI DGB	CPS-SCI DGB
76		Number of experts in the context of the transfer of powers (TOKTEN)	58	18							Reports DGME MESSRS	Reporting	Annual	CPS-SCI	CPS-SCI
Objective 16: Improve the management of public finances and effectively combat corruption and financial crime															
	Area of intervention	Public finances management													

Code	Anticipated results	Indicators	Reference	Bench- marks	Targets						Sources of verification	Collection method	Frequency	Entity in charge		
			2011	2012	2012	2013	2014	2015	2016	2017				Collection	Analysis	
	Strategy	<i>Improve the mobilization, sectoral allocation, and management of public resources</i>														
77	A responsive administration	Average time for awarding of contracts (in days)	105	96								DGMP-DSP	Reporting	Annual	DGMP-DSP	DGMP-DSP
78	Management focused on development	Outstanding debt/GDP ratio (as a %)	28.6	29.5								DNPD/DGDP	Reporting (administrative method for data collection)	Annual	DGDP	DGDP/CPM
79		Tax-to-GDP ratio (as a %)	15.1	14.6								INSTAT/ DNPD	Reporting (administrative method for data collection)	Annual	INSTAT/ DNPD	INSTAT/ DNPD
80		Percentage of capital expenditure financed from domestic resources (as a %)	25.6	13.3								DGB/DNTCP	TOFE	Annual	DGB/ DNTCP	DGB/ DNTCP

MINISTRY OF ECONOMY
AND HUMAN ACTION

GENERAL SECRETARIAT

PRSP Technical Unit



REPUBLIC OF MALI

**General Report of the Proceedings of the 2012 review of the 2012–17 PRGSP (technical
and policy sessions)**

July 4 and 5, 2013, Bamako International Conference Center

July 2013

I. INTRODUCTION

The 2012 Review of the Poverty Reduction and Growth Strategy Paper (2012–17 PRGSP) was conducted from July 4 to 5, 2013 at the Bamako International Conference Center (CICB). The whole of the first day and the morning of the second day were devoted to the technical session (deliberations in plenary and in committees) while the afternoon of the second day focused on the policy session.

Organized by the Ministry of Economy and Humanitarian Action (MEAH), through the Technical Unit of the Poverty Reduction Strategy Paper (PRSP Technical Unit), with the financial support of the United Nations Development Program (UNDP), participants in the Review included both national and regional actors: institutions of the Republic, ministerial departments, central and regional government technical units, civil society, private sector, and local authority organizations, Technical and Financial Partners (see annexed list of names).

The overall objective of the review is to take stock of the level of implementation in 2012 of government policies and strategies aimed at boosting growth and reducing poverty and, in particular, the degree of achievement of the Millennium Development Goals (MDGs). The review also entails undertaking an analysis of the outlook for 2013 in the various sectors, identifying the strengths and weaknesses as well as making recommendations that will feed into the process of preparing the 2014 Budget Law.

It is important to keep in mind that Mali recently faced one of the most serious crises in its history. A rebellion, coupled with an invasion by terrorists and drug traffickers, led to the occupation of three regions in the North (over two-thirds of the national territory) forcing hundreds of thousands of people to flee to the interior of the country and to neighboring countries, while those who remained behind were subject to the tyranny of the invaders.

Fortunately, thanks to the unreserved mobilization of the international community as well as that of the French and European allied armed forces alongside those of African countries and Mali, this intolerable situation is now behind us.

Added to this, account must also be taken of the political events of March 2012 that led to the virtual suspension of all development aid and of the impact of the poor 2011/2012 harvest—a combination of events that plunged the country into a situation of political, institutional, social, security, and economic crisis of unprecedented proportions.

The return to constitutional order, the installation of a government of national unity, the preservation of macroeconomic stability through rigorous public financial management, and the adoption of the Roadmap for Political Transition facilitated the resumption of dialogue with development partners.

II. TECHNICAL SESSION

2.1. Opening ceremony

The opening ceremony of the technical review of the 2012–17 PRGSP was chaired by the Secretary General of the Ministry of Economy and Humanitarian Action, Mr. Abdoulaye Toure.

In delivering his opening address, the Secretary General alluded to the major importance of the annual review of the PRGSP in the national budget decision making process, which is governed by a precise timetable stipulated in the Constitution. He also stated that the holding of the present review was necessary to inform the 2014 budgetary process, particularly in the context of the resumption of cooperation with the Technical and Financial Partners (TFPs), after a year marked by multiple crises that negatively impacted the achievement of the poverty reduction objectives. The growth rate for 2012 stood at -1.2 percent.

The Secretary General also took the opportunity to express sincere thanks to all partners for their commitment to the successful implementation of our development policies and strategies.

Lastly, the Secretary General urged participants to give deep consideration to the follow-up of the Plan for the Sustainable Recovery of Mali (PRED) submitted to the Brussels International Conference of May 15, 2013.

2.2. Conduct of the proceedings

The bureau listed below was established to conduct the work in plenary:

- Chair: Mr. Sidiki Traore, Technical Advisor in the Ministry of Economy and Humanitarian Action;
- Co-Chair: Mr. Mirco Kreibich, Leader of the Technical and Financial Partners;
- 1st Vice- Chair: Ms. Aminata Barry Toure, Civil Society,
- 2nd Vice- Chair: Mr. Mamadou Landoure, Private Sector;
- Rapporteur: Mr. Chérif Hamidou BA, Mopti DRPSIAP;
- Assistant Rapporteurs:
 - Mr. Sadio Koly Keita, PRSP-TU;
 - Mr. Mody Simpara, ODHD/LCP.

Presentation and plenary discussions

A summary presentation of the report on the implementation of the 2012–17 PRGSP for the year 2012 and the outlook for 2013-2014 was made by the Coordinator of the PRSP Technical Unit, Mr. Sékouba Diarra, highlighting the following main points:

- A reminder of the prior pillars and strategic pillars of the 2012–17 PRGSP;
- The crisis environment surrounding the 2012 Review;
- The main results achieved in 2012 from a macroeconomic standpoint;
- The main implementation results broken down by strategic pillar and by sector (transport, energy, communications, tourism, arts and crafts, culture, rural development, mines, food security, gender issues, education, health and combating HIV AIDS, access to clean drinking water, employment, and vocational training, etc.);
- The effects of the political and security crisis on the results achieved;
- The outlook for 2013-2014 with regard to the Transition Road Map (FRT) and the Plan for the Sustainable Recovery of Mali (PRED).

In conclusion, the Coordinator noted that in order for Mali to emerge from the crisis and begin making progress towards sustainable development, the country would need to be able to count on the technical and financial support of the international community; implement the new harmonized public financial management framework and commit to strengthening the fight against corruption and financial crime.

Following the presentation, the discussions focused on the following areas:

- The advisability of merging the joint budget review and the review of the PRGSP with a view to facilitating and improving the decision making process;
- The level of involvement of the private sector in the PRED monitoring and evaluation mechanism;
- The smallness of the market as an external constraint;
- The need to adjust the macro target-setting matrix by redefining the new crisis-related indicators;
- The perceived limited time allotted to the review process;
- The need to deepen the report on the analysis of the impact of the crisis on the various economic sectors;
- The explicit inclusion of environmental protection in the report since the issue of greening was taken on board in the 2012–17 PRGSP;
- The establishment of an institutional anchor for the Fund for the promotion of the autonomy of women and child development (FAFE);
- The linkages between the PRGSP, the PRED, and the FRT;
- The establishment of a mechanism for the monitoring and evaluation of the PRED;
- The difficulties related to the development of microfinance;
- The alternative poverty reduction strategy paper prepared by the Malian Workers Trade Union Confederation (CSTM);
- The failure to take account of the national policy for discontinuation of the practice of excision;
- The insufficient account taken of the impact of population growth on the achievement of results in all sectors across the board;
- The lack of attention to redistribution in the analysis and actions aimed at relaunching the economy;
- The taking on board of the Extractive Industries Transparency Initiative (EITI) in the report, given the significant volume of resources generated by the sector.

The responses provided to the issues raised were as follows:

- Further thought would need to be given to the possibility of merging the budget and PRGSP reviews; although the PRGSP review is nevertheless a comprehensive exercise;
- The private sector was appropriately involved in the work of the PRED as were several other actors through their participation in several meetings;
- The smallness of the market can be seen as both an internal and an external constraint;
- Since the PRGSP is a medium-term framework, reviewing the macro target-setting matrix by adding new crisis-related indicators may not be a good fit in an evolving situation;
- The results of the review will make it possible to identify the areas in which deepening is needed;
- The 2012–17 PRGSP places significant emphasis on environmental protection, however the thematic groups were not supported by the teams in charge of greening;
- The Fund for the promotion of the autonomy of women and child development (FAFE) is not yet operational;
- The alternative poverty reduction strategy paper prepared by the Malian Workers Trade Union Confederation (CSTM) has not yet been finalized;
- The absence of specific indicators on excision explains why this issue is not sufficiently developed in the report.

❖ **Presentation of the website of the PRSP Technical Unit**

The Communication and Documentation Bureau of the PRSP-TU comprising Mr. Yacouba Doumbia, Ms. Aminata Toure, and Mr. Boubou Oumar Niakate described the objectives of the website, the various headings of the home page, the menus and their content, the references of the main documents that can be downloaded from the site, contact information, useful links, FAQ, the link to the socioeconomic database, *Malikunafoni*.

The site was developed with the technical and financial support of the European Union Delegation through the GOPA project. The address of the website is: www.cslpmali.ml

Work in committees

With a view to examining and improving the 2012 report in areas dealing with demographics, the environment, gender, statistics and other specific issues, four working committees were set up, namely:

- Committee 1: Accelerated and sustainable growth;
- Committee 2: Pro-poor growth;
- Committee 3: Access to quality social services;
- Committee 4: Institutional Development and Governance.

The committees were set up along the lines of the thematic working groups and participants were assigned on the basis of their membership in the various groups. The committees were tasked with examining the following:

- o Main actions carried out in 2012;
- o Changes in the key indicators monitored (level of achievement of the objectives);

- Status of budget execution;
- Problems and constraints;
- The outlook for 2013-2014.

The results of the work of the committees was discussed and validated in plenary. They are presented in the annex of this report of which they form an integral part.

Recommendations

The 2012 review of the 2012-2017 PRSP produced the following recommendations:

1. Continue to reflect on the harmonization of the joint budget review and the review of PRGSP;
2. Strive to reach agreement with the TFPs on the setting up of a joint mechanism to monitor the policy and technical recommendations of the Brussels International Conference and the PRED;
3. Strengthen the capacities of the regional authorities so as to improve financial resource management;
4. Continue to enhance the work of the National Statistics System at both the central and deconcentrated levels;
5. Develop a plan to relaunch microfinance activities;
6. Boost collaboration with Civil Society Organizations by strengthening the capacities of new actors in the area of health and combating HIV and AIDS;
7. Step up the pace of implementation of the actions proposed in the PRED;
8. Carry out an in-depth analysis of the impact of the 2012 crisis in certain key areas.

In conclusion, the technical review:

- Request the inclusion in the Report of observations, in particular the contributions, additions, and suggestions made in the reports of the various committees;
- Acknowledge the quality of the document on the implementation of the PRGSP, which has been improving from year to year;
- Record the commendations from the TFPs to the government of Mali on the success of the Donor Conference held on May 15, 2013 in Brussels and encourage the government to deepen governance and fiscal transparency reforms.

With the proviso that the observations made are taken on board, the Review validates the Report.

III. POLICY SESSION

3.1. Opening ceremony

The policy session was chaired by Mr. Mamadou Namory Traore, Minister of Economy and Humanitarian Action, in the presence of his fellow Ministers of Foreign Affairs and

International Cooperation and of Finance; the Leader of the Technical and Financial Partners; and civil society and private sector representatives.

Note was also taken of the effective presence of other members of the government, namely the:

- Minister of Mines,
- Minister of Education, Literacy, and the Promotion of National Languages,
- the Minister of Agriculture,
- the Minister of Health,
- the Minister of Employment and Vocational Training,
- the Minister of Energy and Water,
- the Minister of Youth and Sport,
- The Minister for Malians Abroad and African Integration.

The opening ceremony featured two statements:

- An address by Mr. Günter Overfeld, German Ambassador, Leader of the Technical and Financial Partners;
- The opening speech by the Minister of Economy and Humanitarian Action.

In his address, the TFP Leader welcomed the holding of the 2012 Review of the PRGSP which, he pointed out, is an important tool for dialogue between the TFPs and the government of Mali, but also, an annual opportunity to render accounts to the people of Mali on the action taken by their government, as set out in the 2012 Implementation Report of the PRGSP.

He stated that the TFPs acknowledge and respect the courage with which the transition government was able to carry out development actions in 2012 under particularly difficult conditions.

Nevertheless, the 2012 Implementation Report revealed a drastic drop in almost all of the indicators (growth rate, gross rate of enrollment in the first cycle of primary education, completion rates, etc.), a situation which he indicated was of very grave concern to the TFPs.

However, they were pleased to note the very clear undertaking in the document to combat impunity, making it possible to prevent and pursue all human rights violations, and to initiate a campaign against corruption and financial crime. The TFPs stand ready to assist the present and future authorities in putting in place a rehabilitated, efficient, and credible justice system.

As regards the outlook, he dwelled on the need for follow up of the commitments made by the international community and the government of Mali at the Brussels Conference in the context of the preparation of the Plan for the Sustainable Recovery of Mali (PRED).

He reaffirmed that the TFPs would work alongside the transition government and the elected government to implement their commitments on the basis of sound and efficient management

of resources. This would be done by engaging in frank and sincere dialogue at the sectoral, political, and strategic levels through existing structures in Bamako.

He took the opportunity to refer favorably to the recommendations made by the Minister of Economy and Humanitarian Action on the monitoring of the PRED during the monthly MEAH/ TFP Troika meeting held on Tuesday July 2, 2013.

The TFP Leader added that one of the major concerns of the TFPs with regard to the implementation of actions in 2013, is the restoration of peace and stability throughout the national territory without which progress on the road to the development of Mali would be difficult, if not impossible, to achieve. A particularly relevant indicator is actual growth of -1.2 percent realized in 2012 compared to the growth projection of 5.5 percent.

He therefore welcomed the creation of the Dialogue and Reconciliation Commission and urged the commission to put all the needed energy into carrying its very crucial work.

After once again inviting the government to meet the Brussels commitments, in particular through financial governance, the Leader of the TFPs thanked civil society actors who complement government action both through their work in the field and their critiques and suggestions. He then encouraged and paid tribute to the private sector for its essential role in Mali's economic recovery.

In his opening speech, the Minister of Economy and Humanitarian Action said how pleased he was to welcome participants to the workshop to discuss the annual review of the PRGSP and reminded the assembly that this activity had now been part of their traditions for over a decade.

Indeed, in the context of the monitoring of the implementation of its policies and strategies, every year the government of Mali undertook a review of the PRGSP for year n-1 and the outlook for year n.

This year's review was taking place in a particular context since the country had just been through one of the biggest crises of its history. A security crisis followed by a political and institutional crisis that led to the suspension of almost all development aid during the course of 2012.

A Road Map for Political Transition, prepared by the government of Mali and taking into account the economic, social, and humanitarian dimensions of the crisis is currently being implemented with the support of the international community to bring about a return to normal, constitutional life and restore the territorial integrity of the country.

He noted that the 2012–17 PRGSP was prepared and adopted in 2011 and that it included ambitious growth and poverty reduction targets. However, with the advent of the crisis, the government had to take emergency measures to deal with the humanitarian consequences. It also had a duty to address the reconstruction of all that had been destroyed with respect to infrastructure, public facilities, and also the economic and social fabric.

The crisis also revealed the fragility of the country's political, administrative, and even defense and security institutions.

This is what informs the Plan for the Sustainable Recovery of Mali (PRED), which was endorsed by the entire international community as confirmed by the Brussels Conference on the theme "Together for a New Mali" held on May 15, 2013.

This document is a mutual commitment undertaken by Mali and its partners first of all to help the country emerge from the crisis and then to organize credible and transparent general elections.

The Minister sought to dissipate any confusion surrounding the apparent profusion of government documents. He pointed out that the PRGSP is and remains the reference document. As its name suggests, it is a five-year strategic framework. It is implemented through projects and programs. The context in which it is being implemented has changed and the programs designed to continue its implementation have been adjusted in line with this new context.

He then expressed sincere thanks to the friends of Mali on behalf of the government and the Malian people as a whole for their commitment to the country in these difficult times, before assuring them that the government would do all in its power to ensure efficient use of the funds promised at the Brussels Conference.

Before concluding, the Minister urged the private sector to ready itself to vie for contracts in the context of public investments that were soon be made. He added, lastly, that competition would be the order of the day as stipulated the public procurement code of Mali and expressed the hope that these investments would have the desired effects on the Malian economy and on employment, in particular youth employment.

3.2. Conduct of the proceedings

The policy session took place in plenary and revolved around three major items:

3.2.1. Presentation of the 2012 Implementation Report and outlook for 2013-2014 of the 2012–17 PRGSP by Mr. Sékouba Diarra, Coordinator of the CT/PRSP.

In his intervention, the Coordinator briefly reviewed the results of the implementation of the PRGSP in 2012 in relation to the indicators, before presenting an update on the status of implementation of the Roadmap and the components of the program for the sustainable recovery of Mali and the partner commitments for the revival of Mali.

3.2.2. Presentation of the conclusions and recommendations of the technical session by Mr. Sidiki Traore, Technical Advisor in the Ministry of Economy and Humanitarian Action.

The Technical Advisor read out the conclusions and recommendations of the technical review.

3.2.3. Policy discussions

The policy discussions focused on the report of the review, the format for domestic and external monitoring of the Brussels Conference and any other business. Five statements by the TFPs were heard, followed by the President of the Civil Society National Council, following which, members of the government took the floor to provide explanations and satisfactory responses.

➤ Statements by the TFPs

These statements may be summarized as follows:

- **European Union Delegation** in its capacity as Coordinator of the Thematic Group (TG) Economy and Finance and Democratic Process (DP) and Civil Society Organizations (CSOs) for Economy and Finance and DP and CSOs
 - Consider public procurement management a key element of economic good governance;
 - Preserve both the fiscal balance provided for in the 2013 supplementary budget law and the sectoral allocations for proper implementation of the road map and priorities identified in the PRED;
 - Maintain the linkages and consistency between the PRGSP (2012-2017), the Transition Roadmap, and the PRED;
 - Agree on a joint mechanism for monitoring of the Brussels Conference and the PRED and revise or adapt the existing mechanisms to take on board the new challenges and new actors (peace and security, economic recovery, etc.);
 - Strengthen the mechanisms for monitoring financial commitments;
 - Continue to strengthen the participation of nonstate actors in the design, implementation, and monitoring of the development programs;
 - Respect the principles of accountability and transparency in public management at the regional and local levels;
 - Learn the lessons of the crisis that have revealed a deep deficit of democracy in the institutional system with a view to introducing the reforms necessary to ensure the institutional stability needed for the development of the country.
- **USAID** in its capacity as coordinator of the agriculture and rural WG for the agricultural and rural economy, transport, and energy.
 - Pursue the process of transitioning to a sectoral approach with a view to preserving and strengthening the achievements in the agricultural sector;
 - Ensure that agricultural statistics and analyses are conducted in a timely manner, of good quality, and regularly disseminated;
 - Adopt and implement the necessary management and financial controls to ensure the judicious use of technical resources;

- Promote international trade and facilitate cross-border trade so as to capitalize on the good 2012-2013 crop year and facilitate rapid sales of agricultural produce;
- Press ahead with the needed reform of the national system in place for the prevention and management of food crises to make it more efficient and provide the necessary guarantees in terms of transparency, good management, and good governance;
- Pursue the efforts being made to incorporate the gender dimension with a view to strengthening the access of women to energy services, notably through the rural electrification policy (the AMADER “gender action plan”) and the implementation of a National Strategy for Renewable Energies and SREP Program.
- Implement, in a coordinated manner, the National Energy Policy and the National Policy to Combat Climate Change.

- **Canada** in its capacity as coordinator of the WGs health and justice and combating corruption for decentralization, institutional development, health (including HIV AIDS, water and sanitation), education and vocational training, justice, gender and combating corruption

- Strengthen institutional development and decentralization: consolidate the achievements of government reform in the context of the Institutional Development Program (PDI), promote a quality justice system, accelerate the decentralization process, ensure that gender considerations are adequately addressed in the development policies and programs;
- Improve access to health care through the preparation and implementation of a new Health and Social Development Plan (PDDSS);
- Ensure good management of health sector resources, notably quality human resources by reviewing existing continuous training strategies as well as motivation strategies and the personnel career development plan;
- Take account of the multisectoral nature of nutrition and deal with the issues of food and nutrition jointly;
- Revisit the extension of the national language curriculum so as to determine the appropriateness of the choices made as well as their social and economic implications;
- Proceed with the launch of a new ten-year development plan for the education sector;
- Equip the Ministry of Justice with an ample budget and effectively implement the judicial reform: major shortcomings noted in the implementation of the PRODEJ with aimed at providing justice that is reliable and of good quality;
- Strengthen the implementation of the Water and Sanitation Sectoral Program (PROSEA), to ensure that the needs of the most vulnerable segments of the population are addressed, including access of displaced persons and infants under five years old to potable water and adequate sanitation;
- Strengthen the management systems of water and sanitation services and installations;
- Introduce concrete measures to increase the participation of women in the process of mediation/negotiation and political life;
- Improve the civil service through a depolitization effort and foster a better understanding of the individual roles and responsibilities of civil servants as well as increase communication on initiatives undertaken and the results obtained to build the confidence of the population.

- **Ambassador Pierre Duquesnes**

- The Brussels Conference was a success and made it possible to address three major challenges: (i) evident and effective coordination as it was a joint exercise between the European Union and one of its members; (ii) the joint preparation of the exercise with the authorities of the country; and (iii) intervention in a single bloc and not sequentially as some had suggested (security first, elections afterwards and then growth and development etc.).
- One hundred and eight (108) countries or institutions and thirteen (13) heads of State or government met around the table in Brussels, which means that it is was more than just an ordinary donor roundtable;
- At present, pledged contributions amount to 3,280 billion euros compared to the 1,961 billion euros requested by the government of Mali. The issue of the use of the difference therefore arises and the granting of the 3.28 billion euros concerned is conditional on the transparent and efficient implementation of the PRED; hence the need to ensure proper articulation between the PRED and the PRGSP.

The crisis highlighted the fragility of the institutions of the Republic and the need to hold policy discussions. The solutions put forward center around good governance (combating corruption) and the creation of effective joint coordination and monitoring mechanisms.

- **MINUSMA**

In the context of the stabilization of the country, in particular the northern region, it has been recommended that consideration be given to including in the PRGSP issues that are specific to the region in consultation with the communities and the local authorities on the deep causes of crisis and the measures needed to resolve them, including the rapid restoration essentials social services such as electricity, water, and fuel supplies in the towns of Gao, Kidal, and Timbuktu pursuant to the Ouagadougou Agreement.

- **Civil Society Statement**

In his statement, the President of the Civil Society National Council began by thanking the partners for their interest in and attention to civil society (Civil Society National Council, Forum of Civil Society Organizations, and the International NGO Forum).

He then presented the following requests and recommendations:

- Draw on the lessons of the crisis to rethink development aid to Mali;
- Increase financing to respond to the immediate needs of population groups affected by the conflict and food insecurity by focusing mainly on the basic social sectors across the national territory and on the identified needs of vulnerable population groups;
- Ensure rapid disbursement of the financing earmarked for preparing the crop season, which starts in May;

- Assist the country in putting in place better governance, increased transparency and more effective anti-corruption structure to foster development and poverty reduction;
- Provide support to the civil society to increase its capacities for analysis, mobilization and action so as to strengthen its capacity to play its role of provider of citizen oversight;
- Strengthen the resilience of communities: major structural projects must be continued (such as by way of example paved roads in the North) as well as support for the development of agricultural and artisanal markets, in addition to job promotion and vocational training;
- Ensure complementarity between urgent and development activities by adopting flexible financing tools.

In conclusion, the Civil Society undertook to:

- Put in place a mechanism for citizen monitoring and assessment of the commitments made;
- Consolidate peace and social cohesion for a sustainable exit from the crisis;
- Mobilize local and community actors to participate in the planning and implementation of activities.

➤ **Reactions from members of the government**

- Good management of public affairs, in particular, economic and financial good governance remains a major priority for the government.
- Efforts to strengthen the mobilization of domestic resources are ongoing. The government undertakes to comply with the budgetary principles (commitments) and all justified the concerns will be addressed.
- The private sector document (CNPM) was received and the set of measures proposed have been discussed in the relevant department of the Ministry of Commerce and Industry. The existence of a permanent framework for dialogue with the private sector is now a reality (Memorandum). The grievances received have been included in the government's Roadmap, provisions have been made for dealing with the gradual clearance of payment arrears, tax relief measures, tax arrears, etc.
- Fruitful exchanges with other countries are maintained and pursued, in particular on the advantages actually provided for in the context of sub-regional trade (WAEMU). The final report was submitted to the Prime Minister who endorsed the conclusions and recommendations.
- The sectoral approach is important, in particular, the need for reliable statistics to guide decision making (case of the rural development sector in the context of the implementation of the agricultural development policy). However, decentralization will not be successful in the absence of deconcentration.

- The contribution of the diaspora in the Malian economy is huge, according to an estimate carried out by the World Bank, in 2012, the contribution from the diaspora exceeded foreign direct assistance.
- A PRODEFPE round table is scheduled to take place in September 2013 to bridge the financing gap for implementing the actions needed to address the problem of employment, in particular, jobs for young people and women (train qualified personnel, meet the needs of the labor market, etc.).
- An economic and socioprofessional reintegration program for displaced persons and refugees is underway. A Committee has been set up to oversee the return of the Administration (by July 25 for the latest to the regions of Gao and Timbuktu) and the return is to take place gradually.

The Chair of the Session concluded by reiterating the following salient points:

- Conceptual work is ongoing to devise and implement a policy for humanitarian action. Meeting have been held with the main partners and the strategy consists in putting in place a joint group responsible for monitoring humanitarian action.
- The process of government reform and decentralization is underway. This is an ongoing process that has not been completed, in particular there are several obstacles that require the identification and implementation of corrective measures. Measures need to be taken to provide the regional authorities with substantial human, financial, and material resources as quickly as possible. Nonetheless, deconcentration is vital to accompany decentralization (severe shortage of human resources in the regions).
- With respect to combating corruption, a communication effort is needed along with other efforts (political will) to put an end to impunity. In terms of accountability, the government should be accountable and report to the people. With that in mind, it will begin to post projects/programs on line (funds, actions implemented, actions outstanding) so as to promote citizen control.
- The government intends to make the rigorous management of public finances a top priority and will seek areas in which the excess funds resulting from the surplus of pledges could be used efficiently and effectively.

As regard the system for monitoring the PRGSP broken down into the PRED, the following meetings have been scheduled:

- **Joint monthly meetings at the national level, in particular joint simplified committee or enlarged MEAH/TROÏKA meetings;**
- **Periodic meetings at the international level at headquarters and in capitals, the first of which is scheduled for September 2013 in Bamako.**

In conclusion, the Minister of Economy and Humanitarian Action thanked all participants for the frank, open and constructive discussions.