

**Burkina Faso: Strategy for Accelerated Growth and Sustainable
Development 2011–2015**

Poverty Reduction Strategy Papers (PRSPs) are prepared by member countries in board consultation with stakeholders and development partners, including the staffs of the World Bank and the IMF. Updated every three years with annual progress reports, they describe the country's macroeconomic, structural, and social policies in support of growth and poverty reduction, as well as associated external financing needs and major sources of financing. This country document for Burkina Faso, dated June 2011, is being made available on the IMF website by agreement with the member country as a service to users of the IMF Website

Copies of the report are available to the public from:


International Monetary Fund Publication Services
700 19th Street, N.W. Washington, D.C. 20431
Telephone: (202) 623-7430 – Telefax: (202) 23-7201
E-mail: publications@imf.org. – Internet: <http://www.imf.org>



BURKINA FASO

SCADD

BURKINA FASO



**STRATEGY FOR ACCELERATED GROWTH
AND SUSTAINABLE DEVELOPMENT**

2011 - 2015

CONTENTS

Acronyms and Abbreviations.....	III
Foreword.....	VI
Introduction	1
I. Overview of a Decade of Economic and Social Development 2000-2009.....	5
I.1 Economic Performance	6
I.2 Social Situation	9
I.3 State of the Environment.....	18
I.4 State of Governance	20
I.5 Regional and Local Development.....	23
I.6 Key Lessons	25
II. Strategy for Growth and Sustainable Development.....	28
II.1 Foundations.....	29
II.2 Strategy Guidelines.....	30
II.3 Strategy Axes.....	36
III. Implementation of Strategy	56
III.1 Growth Acceleration Prerequisites.....	57
III.2 Accelerated Growth Scheme	58
III.3 Funding Scheme	60
III.4 Strategy Implementation	61
III.5 Monitoring and Evaluation Strategy	62
IV. Risk Analysis	67
IV.1 Financial Risk	68
IV.2 Risk Linked to Natural Conditions	69
IV.3 Risk Linked to a Low Adherence by Actors.....	69
IV.4 Risk Due to International and Regional Economic Situation	69

ANNEXES	70
1. Status of Repository of Socio-Economic Indicators	71
2. Logical Framework	74

List of Tables

Table 1: Evolution of the Share of Social Sector in Public Expenditure from Domestic Resources	8
Table 2: Trend of Official Development Assistance During 2006-2010	8
Table 3: Evolution of Poverty Indicators According to the Four Surveys	10
Table 4: Evolution of the Incidence of Poverty According to Area of Residence	11
Table 5: Breakdown of Population, According to Construction Material of Main Building	13
Table 6: MDG Targets Set by SCADD by 2015.....	32
Table 7: Expected Growth Trend in the Sectors and GDP	59
Table 8: SCADD Estimated Funding Scheme for 2011-2015 (in CFAF billion)	61

List of Figures

Figure 1: Incidence of Poverty by Region (in percent).....	11
Figure 2: Rate of Access to Electricity by Region in 2009 (in percent of population).....	12
Figure 3: Disposal of Household Garbage in 2009 and Lavatories used by Households in 2009	13
Figure 4: Rate of Access to Drinking Water by Region in 2009.....	14

ABBREVIATIONS

ODA	:	Official Development Assistance
CASEM:	:	Governing Council of the ministerial sector
JRC	:	Regional Consultation Frameworks
CCRD	:	Regional Consultation Framework for Development
MTEF	:	Medium Term Expenditure Framework
CFA	:	African Financial Community
CID	:	Computerized Expenditure Circuit
CIFE:	:	Integrated External Funding Circuit
CIR	:	Integrated Revenue Circuit
CND	:	National Frameworks for Dialogue
NOC / SCADD	:	SCADD National Steering Committee
CONAD	:	National Decentralization Conference
ARCT	:	Regional Planning Committee
CSD	:	Sector Frameworks for Dialogue
PRSP	:	Poverty Reduction Strategy Paper
RPRS	:	Regional Poverty Reduction Strategy Paper
DGEP	:	Directorate General for Economy and Planning
HRD	:	Directors of Human Resources
EDS	:	Population and Health Survey
EICVM	:	Full Survey on the Living Conditions of Households
ENTE-BF	:	National Survey of Child Labor in Burkina Faso
FESPACO	:	The Ouagadougou Pan-African Film and Television Festival
FONAENF	:	National Fund for Literacy and Non Formal Education
FPDCT	:	Permanent Fund for the Development of Local Communities
GAR	:	Results-oriented Management
ha	:	Hectare
HLI	:	High labor intensity
IAP	:	Automated Forecasting Instrument
MDRI	:	Multilateral Debt Relief Initiative
HDI	:	Human Development Index
IGF	:	Inspectorate General of Finance
INERA	:	Environmental and Agricultural Research Institute
INSD	:	National Institute of Statistics and Demography
IST	:	Sexually Transmitted Infection
STI	:	Technical Inspectorate of Services

LIPDHD	:	Letter of Intent for Sustainable Human Development
MEF	:	Ministry of Economy and Finance
NICT	:	New Information and Communication Technologies
MDGs	:	Millennium Development Goals
ODA:	:	Official Development Assistance
ONEA	:	National Water and Sanitation Board
NGO	:	Nongovernmental Organization
CSO	:	Civil Society Organization
PANEA	:	National Action Plan for Aid Effectiveness
PAP-PRSP	:	PRSP Priority Actions Program
PAT	:	Three-Year Action Plan
PDDEB	:	Ten-Year Development Plan for Basic Education
GDP	:	Gross Domestic Product
PM	:	Prime Ministry
SME	:	Small and Medium Enterprises
PMI	:	Small and Medium Industries
PN-AEPA	:	National Program for Drinking Water Supply and Sanitation
NGGP	:	National Policy on Good Governance
PNDS	:	National Health Development Plan
PPP	:	Public-Private Partnership
HIPC	:	Heavily Indebted Poor Country
PRD	:	Regional Development Plan
TFP	:	Technical and Financial Partners
RGA	:	General Census of Agriculture
PIER	:	Comprehensive Reform of Public Administration
GPHC	:	General Population and Housing Census
SCADD	:	Strategy for Accelerated Growth and Sustainable Development
SIAO	:	Ouagadougou International Crafts Fair
AIDS	:	Acquired Immunodeficiency Syndrome
SIGASPE	:	Computerized administrative and salary management of state employees
SIMP	:	Integrated public contracts system
SINTAX	:	Integrated taxation system
SITHO	:	Ouagadougou International Tourism and Hotel Business Exhibition
SNAT	:	National Scheme for Regional Planning
SNC	:	National Culture Week
SNGIFS	:	National Strategy for integrated management of soil fertility

SOSUCO	:	Comoé Sugar Corporation
SRFP	:	Strategy for Strengthening Public Finances
STN / SCADD	:	National Technical Secretariat of the National Steering Committee of SCADD
STP / CONAD	:	Permanent Technical Secretariat
ASYCUDA	:	Automated System for Customs
ICT	:	Information and Communication Technology
WAEMU	:	West African Economic and Monetary Union
HIV	:	Human Immunodeficiency Virus

FOREWORD

The Strategy for Growth and Sustainable Development (SCADD) replaces the Poverty Reduction Strategy Paper (PRSP) which was the central framework of the government's economic and social development policies from 2000 through 2010.

This change was necessary in light of the achievements and shortcomings in the implementation of the PRSP. Indeed, economic growth was significant (5 percent per year on average between 2000 and 2010), and progress was remarkable in the management of public finance, political stability, infrastructure development, and improvement of access to basic social services (health, education, drinking water, and sanitation). Similarly, the long-term development vision, economic management, social dialogue, participation, and national ownership of the development strategy, have been strengthened. However, the fragility of the economy and the high vulnerability to external shocks, low productivity in crops and livestock, the relatively high costs of production and the tendency toward impoverishment (43 percent incidence of poverty in 2009), show that difficulties remain.

The option for the SCADD has thus been based on the need to correct these deficiencies through greater consideration of the results of the National Forecast Study (ENP) "Burkina 2025" and an approach to poverty reduction that is more focused on developing the productive capacities of the Burkinabe economy.

The persistence of many deficits in achieving the Millennium Development Goals (MDGs) and the population explosion revealed by the last General Population and Housing Census (3.1 percent per year between 1996 and 2006), have reinforced the necessity to formulate coherent economic and social policies whose implementation will result, in 2011–2015, in accelerated and pro-poor growth as the basis for sustainable development.

This strategy, which is a manifestation of our endogenous capacity to cater to national development ambitions, was developed through a participatory process which has become a well-known tradition in our country.

I would like to seize this opportunity to reiterate the thankfulness of the government to all players who took part in the work for the quality of their contributions and for their renewed commitment to support the implementation of SCADD.

This SCADD document covers the first five-year phase of a dynamic that is aimed at the progressive construction of a nation of solidarity, progress, and justice as defined in the Burkina 2025 ENP.

Consequently, the SCADD intends to synergize economic efficiency, environmental sustainability, and social equity to induce a qualitative and sustainable change in Burkina's production system.

Four strategic axes have been defined:

The first axis, which focuses on the development of the pillars of accelerated growth, defines a model of accelerated growth based on the priority areas of development, infrastructure, and institutions to support the generation of wealth, without losing sight of the need for integration in the sub-regional and regional economy, and in the global market.

The second axis, which concerns the establishment of human capital and social protection, focuses on increasing income and employment, technical and vocational training, and generally, on access by the population to basic social services (education, health, drinking water, etc.).

The third axis focuses on strengthening the economic, political, and administrative dimensions of governance and on the improvement of local governance.

The fourth axis deals with the need to take into account gender, population, environment, and planning and capacity building issues such as cross-cutting priorities in development.

I would like to express the wish that these strategy axes will henceforth be the fertile action platforms for the implementation of sectoral and regional development policies to constantly improve the well-being of the population.

SIGNED

Mr. Lucien Marie Noël BEMBAMBA

Officer of the National Order

Minister of Economy and Finance

INTRODUCTION

In the wake of its accession to independence, Burkina Faso opted for planning as a means of guiding and conducting its economic and social development process. To achieve this, it developed and implemented 5 five-year development plans (1967–1971, 1972–1976, 1977–1981, 1986–1990, 1991–1995) and a two-year program: the People’s Development Program (PPD) 1984–1985.

The planning system in Burkina Faso experienced two major periods: that of project plans from 1967 to 1981, and that of plans by objective, from 1986 to 1995. Thanks to the presence of assistance projects, plans in the second period were the work of nationals who drew inspiration from national accounting techniques and advanced forecasts, and from better developed overall and sectoral perspectives. In addition, this generation opted for a participatory approach which, moreover, is a tradition in Burkina Faso.

All these plans had common characteristics:

1. They were normative for the public sector and incentive-based for the private sector;
2. The state played a predominant role;
3. Priorities revolved around the development of the rural world, economic infrastructure, and community amenities as well as meeting the basic needs of the population.

It is noteworthy that in the late 1980s planning was, on the whole, challenged by the arrival of structural adjustment programs (SAP). In 1991, the authorities decided, in a bid to face the substantial financial deficit the country was experiencing, to implement economic and structural reforms with the support of the international financial community. Meanwhile, they started brainstorming on the renewal of planning in a bid to include these reforms in a long-term perspective. In 1995 this brainstorming led to the formulation of a ten-year perspective: the letter of intent of the policy on sustainable human development (LIPDHD 1995–2005) which focused the country’s development strategy on the concept of human security. By pursuing these reforms, the government enhanced its capacities for steering the development process by conducting the prospective study “Burkina 2025,” which was finalized in 2005.

The courageous reforms undertaken by the government enabled Burkina Faso to qualify for the Heavily Indebted Poor Countries (HIPC) Debt Relief initiative in 1997. To effectively benefit from this initiative, a Poverty Reduction Strategy Paper (PRSP) was developed in 2000. This strategy paper, which was revised in 2003, won the support of all development stakeholders.

The assessment of the implementation of the PRSP has shown that economic growth was not strong enough to bring about significant poverty reduction. Indeed, despite an increase since 2000, Burkina Faso’s human development index (HDI) has remained low (0.305 in 2010). This situation has led the government to formulate a new strategy called the “Strategy for accelerated growth and sustainable development” (SCADD).

The SCADD is a continuation of the reforms undertaken since the adoption of the PRSP in 2000. It is aimed at accelerating growth and promoting sustainable development, especially the building of a modern and cohesive society.

The choice of this new development strategy approach has been dictated by the government’s will to consolidate significant gains over the past ten years in the political, economic, and social domains.

Indeed, at the political level, there have been successive measures to consolidate democracy and strengthen the building of the rule of law. These measures were concerned with consolidation of the activities of political parties, freedom of expression and opinion, social peace and stability, revitalization of parliamentary work, promotion of the press, gender, social dialogue, associations, decentralization, and the reform of the judiciary

system.

At the economic level, the past decade was marked by the pursuit of the implementation of structural reforms to enhance the country's economic performance. Thus, Burkina Faso made significant strides in terms of growth and made enormous efforts to improve the competitive strengths of its economy.

In the social domain, Burkina Faso has made progress in human development. Government efforts through the implementation of the PRSP have resulted in significant progress in drinking water supply; in the fight against HIV, AIDS, and STI; and health coverage and education, especially for young girls.

Despite these numerous achievements, the economy is still fragile and vulnerable to climatic changes and exogenous shocks—depreciation of the dollar, volatility of the prices of raw materials (cotton, gold, oil), deteriorating terms of trade, financial crisis, and so forth—and to natural constraints (landlocked nature of the country). Achieving the Millennium Development Goals (MDGs) remains a concern that requires sustained efforts.

The present SCADD (2011–2015) document, which seeks to enhance achievements, was developed in a participatory approach. It is the instrument that will render Burkina 2025 operational through five-year cycles.

To conduct the process, an institutional mechanism was set up by Order n° 2009-007/PM/MEF of May 15, 2009. The mechanism was made up of three bodies: a steering committee, a technical committee, and a permanent unit.

The steering committee comprises members of government and representatives of stakeholders of decentralization, the private sector, the civil society, and technical and financial partners (PTF). Under the chairmanship of the Ministry of Economy and Finance (MEF), the committee is responsible for providing guidance in the development of the SCADD and seeing to the smooth running of the process, especially regarding the schedule of activities and the quality of the documents produced.

The technical committee is made up of representatives of the MEF; the minister in charge of Special Missions of the President of Faso, responsible for analysis and forecasting; coordinators of sectoral and thematic commissions in charge of monitoring the PRSP, and PTF representatives. Chaired by the Director General of Economy and Planning, it conducts the outreach activities of the process.

The permanent unit is composed of senior officials of the MEF and assistants of the minister in charge of Special Missions of the President of Burkina Faso, responsible for analysis and forecasting. Attached to the Directorate General of Economy and Planning (DGEP), it is responsible for the secretariat of the institutional mechanism and for the day-to-day management of activities related to the process.

The process to develop SCADD began in March 2009 with the adoption of the conceptual note on the SCADD document by the Council of Ministers. The framework document derived from the note included thematic studies and evaluation, as well as consultations at sector, regional, and national levels between December 2009 and October 2010.

The main studies conducted are

- i) A diagnostic study on the socioeconomic situation of Burkina Faso: "Progress and Development Achievements of Burkina Faso, 2000–2009" from December 2009 to April 2010;
- ii) An independent evaluation of the implementation of PRSP and regional poverty reduction strategy papers (RPRSP) from February to May 2010;
- iii) A study on the determinants of accelerated growth and sustainable development in Burkina Faso from July to December 2010.

On the basis of the reports on the first two studies, a workshop on the lessons learned from a decade of economic and social development in Burkina Faso was organized on May 31 and June 1, 2010, to identify the development stakes and challenges for 2011–2015.

For the consultations, five groups were organized: sectors and themes, regions, public sector and civil society, state institutions, and national assemblies.

The sectoral and thematic consultations, which took place from February 23 to March 19, 2010, consisted of working sessions with all the ministries and specific structures responsible for cross-cutting issues. They provided an occasion to have an insight of the situation of policies, strategies and action plans that have already been developed and implemented or underway since 2000, to assess achievements and shortcomings, as well as the level of inclusion of cross-cutting issues, the challenges to overcome, and the 2011-2015 prospects for each ministry.

Regional consultations took place from March 22 to 31, 2010, in the regional headquarters, in the form of a workshop involving some fifty regional development actors, representing devolved and decentralized government services, the private sector, the civil society, development projects and programs. These workshops served as a forum for identifying regional development priorities, while ensuring consistency with projected regional sector strategies and development plans.

Consultations with the private sector and the civil society took place respectively on March 18 and 19, 2010. They provided an occasion not only to gather the concerns of the targeted players and their contributions within the framework of a future partnership with the state in the implementation of SCADD, but also to deepen reflection on existing strategies to make them consistent with SCADD.

Consultations with state institutions (National Assembly and the Economic and Social Council) were held respectively on September 24 and October 14, 2010. They provided an opportunity to obtain their respective opinions on the challenges faced and the relevance of the strategy guidelines adopted as likely to accelerate economic growth in the context of sustainable development.

Lastly, the workshops on strategy choices and national meetings on the SCADD were held respectively on September 16 and on October 28 and 29, 2010, to assess strategy options and their feasibility and to seek consensus on the draft SCADD document.

It is worth noting that the process received technical assistance from August to October 2010 to ensure the quality of the work. Similarly, from July to October 2010, a communication agency was brought in to lend support to the design and set up of a website for citizens to participate in the development of the document. The agency also outlined a strategy and a communication plan to accompany the implementation of the SCADD.

On the whole, the SCADD formulation process lasted 19 months and saw the participation of a wide spectrum of actors at the central and decentralized levels. The SCADD intends to focus on strategic sectors whose growth should have the most significant effects in terms of improvement of the well-being of the population and reduction of poverty in Burkina Faso.

The SCADD document has four chapters.

Chapter 1 provides an overview of a decade of development, takes stock of the recent performance of Burkina Faso in various areas (growth, poverty reduction, human development, local development, governance), identifies the main challenges, and draws lessons from the PRSP to enrich the SCADD.

Chapter 2 defines Burkina Faso's new growth and development strategy. It spells out a direction for the SCADD for 2011–2015, by ensuring that its vision is based on sector priorities to achieve set objectives. The four strategic axes adopted, which constitute the founding blocks of the SCADD, focus on development of accelerated growth pillars, consolidation of human capital and promotion of social protection, strengthening of governance, and consideration of cross-cutting priorities in development policies and programs.

Chapter 3 deals with the implementation of the strategy, through the definition of the macroeconomic and budgetary framework; and the funding scheme and the main instruments for rendering them operational, especially the matrix and the annual performance report. To implement the SCADD effectively, a framework for an active multi-stakeholder partnership and accountability of local authorities has been incorporated. Similarly, to ensure proper monitoring evaluation, an institutional mechanism and a device, based on dialogue frameworks and the organization of reviews for a better rendering of accounts, have been proposed.

Chapter 4 focuses on the risks that could impede the success of the development scheme desired by the government. Four major categories of risks and threats have been enumerated to draw attention to the measures to be taken to curb them. These are financial risks and those linked to natural conditions and a low adherence by actors. It also deals with the risk owing to the international and regional economic situation.

**I. OVERVIEW OF A DECADE OF
ECONOMIC AND SOCIAL
DEVELOPMENT:
2000–2009**

The evolution of the international scene over the past ten years was marked by several events. The energy crisis that gave rise to a surge in oil prices, the food crisis, and especially the 2007 financial crisis directly affected the economies of developed and developing countries. The most noticeable impact on Burkina's economy has been the deterioration of its trade balance and the drop in economic growth.

The national context has been marked by political stability, with regular functioning of state institutions. The business environment has considerably improved with the implementation of major institutional and economic reforms. The government, with the support of its partners, has undertaken public policies to reduce poverty within the framework of the PRSP, developed in 2000 and readjusted in 2003. Unfortunately, the results of these efforts were somewhat compromised by the end of the decade, with the advent of major exogenous shocks and weather conditions that caused serious flooding and drought. The results of the 2006 General Population and Housing Census (RGPH) show changes characterized by an increase in the rate of population growth, which stood at 3.1 percent for the period.

On the whole, the combination of internal and external factors strongly influenced the evolution of the economic and social indicators of Burkina Faso during the last decade.

I.1 ECONOMIC PERFORMANCE

I.1.1 ECONOMIC GROWTH TREND

During 2000–2009, economic growth was very erratic because of climatic uncertainties and recurrent exogenous shocks. In real terms, it averaged 5.2 percent, with a high of 8.7 percent in 2005. Given the population growth rate of 3.1 percent, the increase in GDP per capita was about 2 percent.

During this period, growth was mainly driven on average by the tertiary and primary sectors, respectively by 3.1 and 1.3 percentage points of the GDP, and to a lesser extent, by the secondary sector at about 0.8 points.

This development is the result of the efforts made by the government to improve the business environment, thereby spurring the growth of all branches of the tertiary sector. It is also explained by the measures taken by the government to face the various crises that occurred during the period, especially those respectively for the cotton subsector (increase in subsidies for inputs and strengthening of cotton companies' equity) and grain producers under the emergency program to stimulate grain production (distribution of improved seeds and subsidies for agricultural equipment). These measures were complemented with initiatives to intensify and diversify animal, forestry, and wildlife production.

Concerning external demand, annual exports increased by 8.3 percent on average. The growth rate of exports was 10.8 percent in 2009 up from 7.8 percent in 2000, reflecting a slight improvement in the degree of openness of the economy, whose weakness stems not only from the low diversification of its range of exportable products, but also from the weight of its informal economy.

Regarding domestic demand (in terms of consumption and investment), its contribution to the progress made by the national economy during the decade has been significant. The reforms made by the government to improve the business climate under the Doing Business program with financial and technical partners, created the conditions for attracting investors. The average overall investment rate was thus 24.6 percent of GDP, drawn by private investments which increased by an annual average of 12.7 percent over the past four years. This growth was boosted mainly by investments in the telecommunications and mining sectors. In the public sector, investment flows were directed toward building socioeconomic infrastructure and production support.

Concerning the mining sector in particular, its expansion is attributed to the start of production at six gold mines over the past three years and to the slight upturn of the global market for precious metals. This resulted in the doubling of gold production which increased from 5.8 tons in 2008 to 14 tons in 2009, placing the product as the country's leading export earner ahead of cotton and thus, together with its externalities, contributing 4 percent to the formation of the national value added.

The contribution of consumption to growth was 3.3 percentage points mainly owing to public consumption with 6.7 percent annual growth. The increase in private consumption did not exceed 2.8 percent, because the purchasing power of households was eroded by the effects of the food and financial crises, coupled with those of the September 1st floods.

Despite the vulnerability of the economy to external shocks and unpredictable weather conditions, the significant results represent the beginning of a qualitative change in the growth pattern. This can be attributed to the improvement of the business climate, especially the liberalization of the economy that has encouraged inflows of foreign direct investment.

I.1.2 INTERNAL AND EXTERNAL FINANCIAL EQUILIBRUM

The concern for rigorous management of public resources led to the adoption of major public finance reforms, in particular the framework of the strategy to strengthen public finances (SRFP). The assessment of public finances using the PEFA (public expenditures and financial accountability) methodology, carried out twice, found the following:

- The overall credibility of the budget has improved significantly, but remains to be strengthened;
- The completeness and transparency of the budget are deemed very satisfactory, bolstered in particular by solid budget classification and accounting; and
- The budget is in line with national priorities.

Burkina Faso has succeeded in controlling the budget deficit, which stood at around 4.5 percent of the GDP on average over the period. This result reflects the combined efforts of increasing domestic revenue and controlling public expenditure.

Indeed, the tax ratio (tax revenue/GDP) rose from 10.8 percent in 2000 to 12.6 percent in 2009, but remains below the target of 17 percent as set by the WAEMU. This progress must be underpinned by ongoing efforts to modernize revenue collection offices, ensure better management of collection units, and strengthen control activities, particularly through joint customs-tax brigades and the import surveillance program.

The implementation of the overall strategy for tax reform has opened up real prospects for improving the tax ratio, in order to move toward the WAEMU target of 17 percent.

The rigorous management of public finances has also enabled the country to record satisfactory results in the fight against inflation, whose average level has remained below the regional target of 3 percent, despite the 2007/8 food and energy crisis.

In terms of prioritization of expenditure, the government has focused on the social¹ sectors in accordance with the objectives of the PRSP and the MDGs. Thus, the share of all social sectors stood at an annual average of 38.66 percent from 2006 to 2010, with a peak of 44.64 percent in 2010.

¹ Social spending to reduce poverty is defined as spending from sectors covering the priority programs identified in the PRSP to accelerate the achievement of poverty reduction objectives. This expenditure includes all expenditure for the following ministries: basic education, health, social action and national solidarity, the advancement of women, work and social security, employment and youth, agriculture, water and fishery resources, animal resources and environment. They also cover rural roads and the HIPC for infrastructure and spending on HIPC solely as concerns justice and the MEF.

Table 1: Evolution of the Share of Social Sectors in Public Expenditure from Domestic Resources

Year	Amount (in thousands of CFA F)	Share in Total Budget (in percent)
2006	163 041 264	38.58
2007	183 280 431	35.71
2008	194 928 603	36.05
2009	223 391 713	38.24
2010	276 804 372	44.64
Average	347 148 794	38.66

Source: DGB/MEF.

As shown in Table 2, during 2006–2010, Official Development Assistance amounted to 1 569.8 billion CFA francs (or an annual average of CFA F 314.0 billion). This assistance consisted of 35.4 percent of budgetary support, 31.7 percent of project grants and 32.9 percent of project loans. These resources helped to sustain economic growth.

Table 2: Trend of Official Development Assistance during 2006–2010

Designation (in billions of CFA F)	Budgetary Support	Project Grants	Project Loans	Total
2006	57.6	112.3	96.1	266.1
2007	95.6	114.7	93.0	303.3
2008	88.2	58.7	69.3	216.2
2009	145.5	86.9	109.4	341.8
2010	169.2	124.4	148.8	442.3
Total	556.2	497.0	516.6	1 569.8
Average for the period	111.2	99.4	103.3	314.0
Share (percent)	35.4	31.7	32.9	100

Source: IAP/DGEP/MEF.

External balances remained fragile owing to the instability of the economy. However, because of efforts to promote exports, the trade deficit was reduced from 11.9 percent of the GDP in 2000 to 5.8 percent in 2009. The current account deficit (including grants) was around 9.6 percent of GDP on average, against a WAEMU target of 5 percent. These results, combined with an active mobilization of external resources, increased foreign reserves to cover 12.9 months of imports in 2009, against five months in 2000.

Concerning public debt, the various initiatives, including HIPC and MDRI, helped to improve its sustainability over the past decade. Indeed, these initiatives helped keep the debt/GDP ratio at 27.4 percent in 2009, well below the regional target of 70 percent.

Regarding the ratio of the net present value of debt/exports, such initiatives helped reduce it to an acceptable level. Thus, this ratio, estimated at 241.3 percent, or 91 percentage points above the adopted standard (of 150 percent) for HIPC countries at the end of 2005, was reduced to 108.1 percent at the end of 2006, thanks to the debt cancellations recommended by MDRI. It stood at 124.5 percent in 2008 and 142.54 percent in 2009.

I.2 SOCIAL SITUATION

I.2.1 POPULATION TREND

In 2006, Burkina Faso had 14,017,262 inhabitants, 51.7 percent of which were women. This population was predominantly composed of young people with 46.4 percent under 15 years old and 59.1 percent under 20 years old. This young population is a potential lever for innovation and progress in the medium and long term, provided that resources are mobilized to protect them and prepare them for adulthood. In the short term, it induces high dependency ratios, which reduce the savings capacity of households and families and contributes to the reproduction of poverty, because it is among the poor that the number of children is highest.

Population dynamics have been marked by a net acceleration in the population growth rate, which stood at 3.1 percent on average per year between 1996 and 2006, up from 2.4 percent during the previous five years. This development resulted from continued high fertility, estimated at 6.2 children per woman at the end of childbearing age in 2006, as in 1960, coupled with a significant reduction in mortality as a result of development, particularly in the health sector. Indeed, the infant mortality rate fell from 107.0 percent in 1996 to 91.7 percent in 2006. The increase in life expectancy at birth has been significant, with an absolute gain of 24.7 years between 1960 and 2006: from 32 years in 1960, it rose to 53.8 years in 1996, and reached 56.7 years in 2006.

Despite this progress, much remains to be done to reduce morbidity and mortality characterized by profound disparities between rural and urban areas on the one hand, and between rich and poor on the other. With a population growth rate of 3.1 percent, Burkina Faso records an average of 435,000 additional people a year. The country thus had 15,730,977 inhabitants in 2010 and this number is expected to reach 18,450,494 in 2015. This rapid population growth generates high social demand and creates the risk that enormous resources have to be devoted to demographic investments at the expense of productive investment.

Moreover, migration remains an important social factor in Burkina Faso because of a migratory tradition which is a characteristic feature of the Burkinabe population. In 2000–2009 severe migration followed the political and military crisis that occurred in Côte d'Ivoire. The massive (voluntary or forced) return of Burkinabè, mostly of women and children, highlighted the challenges of anticipating and taking care of immigrants.

I.2.2 LIVING CONDITIONS OF HOUSEHOLDS

The living conditions of households have been examined in terms of income poverty and nonincome poverty.

I.2.2.1 Income poverty

I.2.2.1.1 Overall incidence of poverty

The results of the 2009/2010 full survey on the living conditions of households show a decline in poverty incidence by 2.5 percentage points compared to 2003. Thus, as shown in Table 3 below, 43.9 percent of the population lives below the poverty line, estimated at 108,454 CFA francs against 46.4 percent in 2003, corresponding to a threshold of 82,672 CFA francs per adult per year.

These results show that the level of economic growth achieved and the mechanism for the redistribution of its fruits were not sufficient to induce a significant reduction in poverty rates, thereby jeopardizing the achievement of the MDGs.

Table 3: Evolution of Poverty Indicators According to the Four Surveys

Survey Period	Poverty ² Threshold in FCFA	Incidence ³ P ₀ (%)	Depth ⁴ P ₁ (%)	Severity ⁵ P ₂ (%)	Deviation of P ₀ Compared to 2009
1994/1995	41 099	44.5	13.9	6	-0.6
1998	72 690	45.3	13.7	5.9	-1.4
2003	82 672	46.4	15.6	7.1	-2.5
2009/2010	108 374*	43.9	14.4	6.5	

Source: Survey data-INSD.

*: Excluding consumer durables and housing consumption

I.2.2.1.2 Geographic disparities in the incidence of poverty

The overall incidence of poverty conceals disparities by region and area of residence. Households living below the poverty line are not spread out evenly over the national territory as shown in Figure 1. With a poverty incidence estimated at 17.3 percent, the Center region is least poor. In contrast, the North (68.1 percent), East (62.2 percent) and the Boucle du Mouhoun (56 percent) regions are the areas where poverty is most severe. Compared to 2003, the incidence of poverty increased in the Hauts-Bassins (+12.5 percentage points) and East (+21.3 percentage points) regions. However, it fell in the eleven (11) other regions. The Center-South and Central Plateau regions, with a decrease respectively of 19.4 and 15.7 percentage points, are where the incidence dropped most.

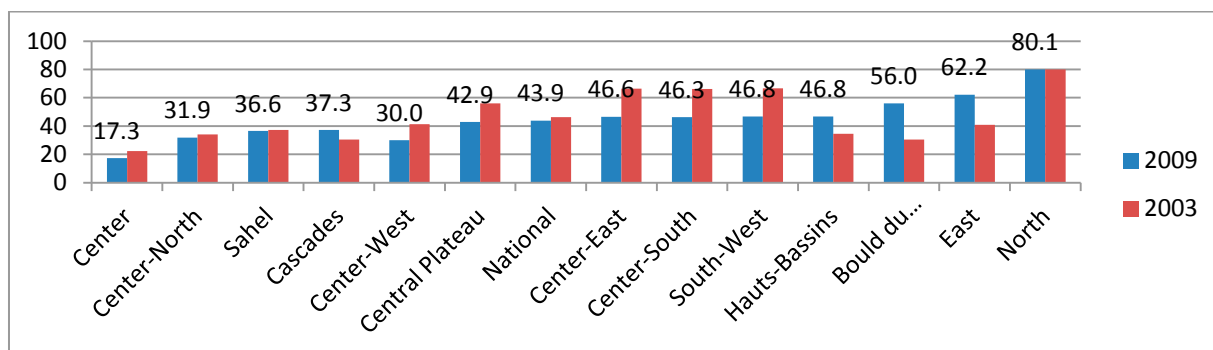
² The poverty line is the minimum subsistence level of income for an adult to meet his food, calorie, and nonfood basic needs.

³ The incidence of poverty shows the share of the population whose income or consumption falls below the minimum income poverty line. It reflects the proportion of people who cannot afford to buy the basket of goods corresponding to the basic minimum.

⁴ The depth of poverty is the average gap between the living standards of a poor person and the poverty line. It indicates at what level consumption by the poor is above the poverty line. For example, in 2003, the depth of poverty was 15.6%, meaning that consumption by poor people was on average at CFA F 69 775, compared to the poverty line estimated at CFA F 82 672. In other words, the gap between the poverty line and the average income of the poor (15.6%) is CFA F 12 897.

⁵ The severity of poverty measures the inequalities existing between the poor; the higher it is, the larger the gap between the incomes of the poorest compared to the poverty line.

Figure 1: Incidence of Poverty by Region (in percent)



Source: Survey data-INSD.

Analysis by area of residence shows that poverty is essentially rural. Indeed, as shown in Table 4, 50.7 percent of the population in rural areas lives below the poverty line, against 19.9 percent in urban areas. Compared to 2003, the incidence of poverty has fallen -1.6 percentage points in rural areas, while it has remained stable in urban areas.

Table 4: Evolution of the Incidence of Poverty, According to Area of Residence

Area of Residence	P0 incidence (percent)				Variations		
	1994	1998	2003	2009	09/94	09/98	09/03
Rural	51	51	52.3	50.7	-0.3	-0.3	-1.6
Urban	10.4	16.5	19.9	19.9	9.5	3.4	0.0
National	44.5	45.3	46.4	43.9	-0.6	-1.4	-2.5

Source: Survey data-INSD.

1.2.2.2 Nonincome poverty

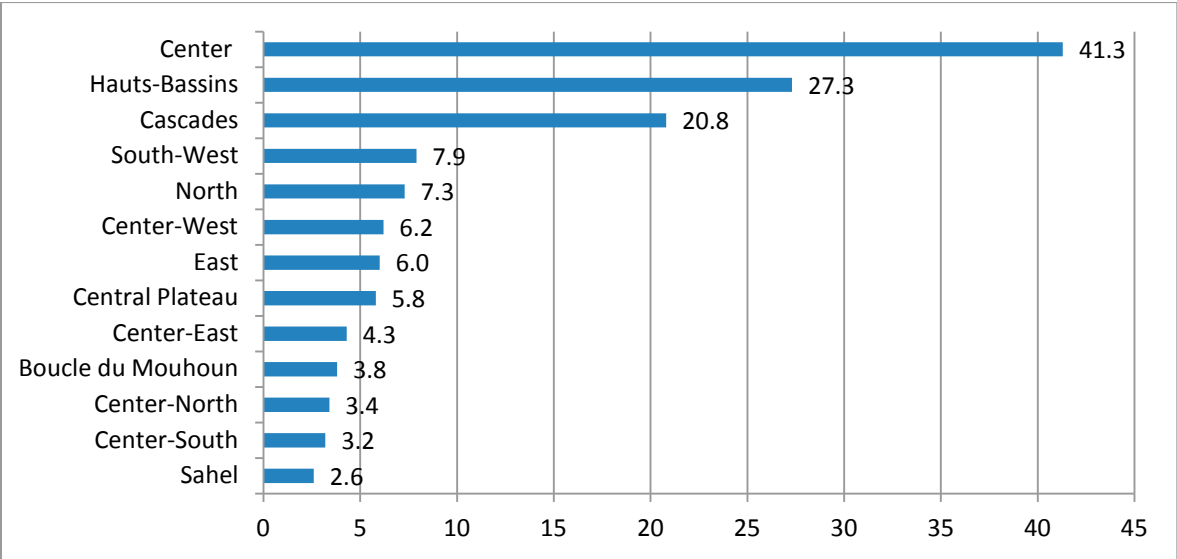
Analysis of the ability of people to satisfy their basic needs revealed that the social deficit remains relatively visible in energy, housing, and sanitation. However, it has declined sharply in the area of drinking water.

1.2.2.2.1 Electricity

Analysis of EICVM data shows that the rate of access to electricity remained stable between 2007 and 2009, around 13.9 percent. Access to electricity remains generally low in Burkina Faso, albeit with disparities between urban areas (46 percent) and rural areas (2 percent).

Figure 2 shows the rate of access to electricity by region. This rate varies greatly from one region to another. It is 41.3 percent for the Center region, 27.3 percent for the Hauts-Bassins, and 20.8 percent for the Cascades region. However, it remains very low for the Sahel (2.6 percent), the Center-South (3.2 percent), and Center-North (3.4 percent) regions.

Figure 2: Rate of Access to Electricity by Region in 2009 (in percent of population)



Source: INSD, EICVM data, 2009/2010.

I.2.2.2.2 Sanitation

The analysis of access to sanitation concerns household garbage, sewage, and excreta.

Concerning disposal of garbage, 19 percent of households make use of public garbage dumps or have their waste removed by municipal or private services. These two means of disposal allow for better waste management. Figure 3 shows that the road or uncontrolled dumps are places where households get rid of garbage; 6 in 10 households use them. This practice is more common in rural (67.3 percent) than in urban (38.6 percent) areas. It decreases with the level of education of the head of household: from 64.4 percent for those who have not received education; its incidence is reduced to 20 percent for those with a higher level of education.

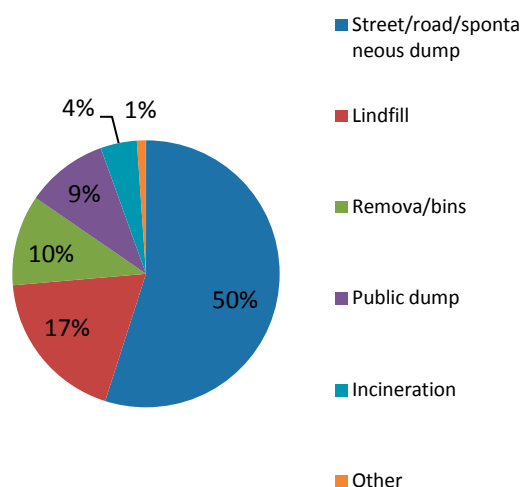
Concerning sewage disposal, it is clear from the data analysis that, nationally, 2.3 percent of households use the network of sewers or drains. The use of the street as a place for sewage disposal occurs more in the Eastern (99 percent), Center-West (98.2 percent), and Center-East (98 percent) regions.

Concerning toilets, and considering the national requirements for excreta sanitation, 4.7 percent of households in Burkina Faso have access to sanitation, as shown in Figure 3. However, it should be noted that this rate is higher in urban (14.2 percent) than in rural (1 percent) areas.

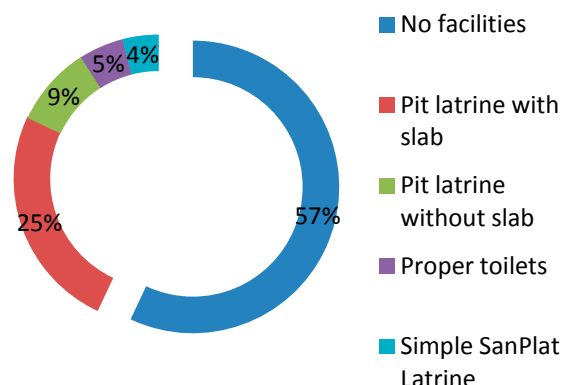
In the Center region, the rate of access to adequate toilet facilities is the highest with 18 percent, while the Sahel region (0.3 percent) has the lowest rate.

Figure 3: Disposal of Household Garbage in 2009 and Lavatories Used by Households in 2009

Disposal of household garbage in 2009



Lavatories used by households in 2009



Source: INSD, données EICVM, 2009/2010.

I.2.2.2.3 Housing and habitat

The housing situation in Burkina Faso is characterized by the predominance of precarious dwellings, built with temporary materials such as mud and straw. Thus, as shown in Table 5, 70.1 percent of the population lives in these types of buildings.

Table 5: Breakdown of Population, according to Construction Material of Main Building

Area of Residence	Percent of Population
Cement/concrete	17.0
Stone	1.2
(Baked) brick	1.1
Improved banco	12.4
Banco (earth brick)	65.6
Straw	2.5
Others	0.2
Total	100.0

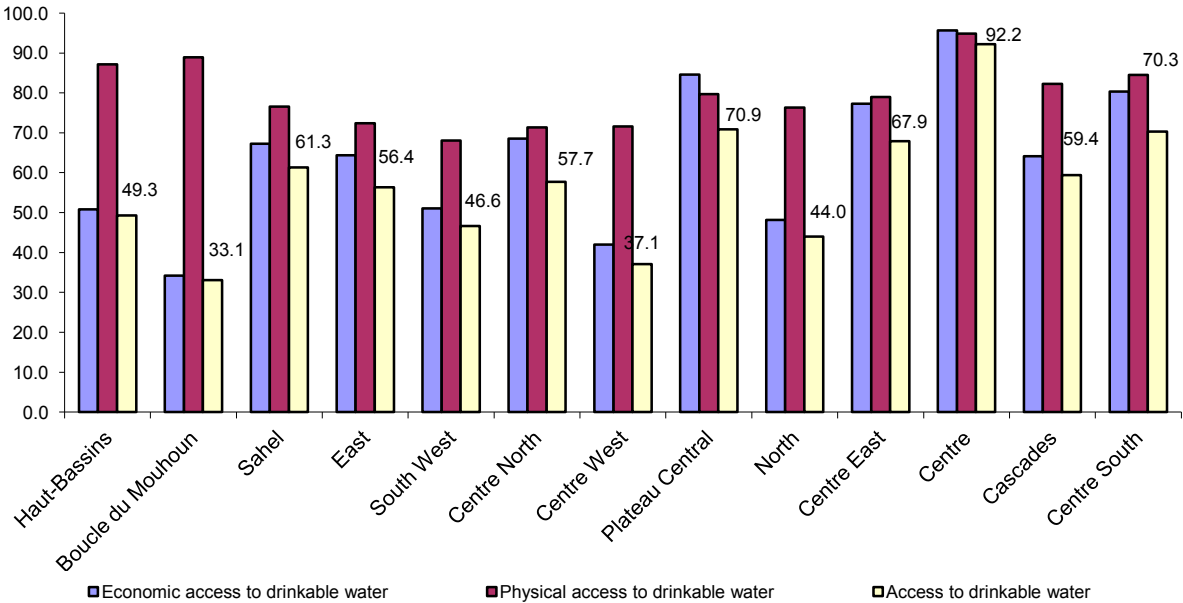
Source: INSD, EICVM data, 2009/2010.

I.2.2.2.4 Drinking water

Regarding access to drinking water, based on a standard of less than 30 minutes to reach a drinking water source, 81.2 percent of households had physical access to water in 2009. This relatively high level, however, masks the disparities between regions and areas of residence, as shown in Figure 4. Indeed, in urban areas, where ONEA is present, the rate of physical access was 95.7 percent. In rural areas, it was 75.6 percent,

because the bulk of the population is located around boreholes and wells.

Figure 4: Rate of Access to Drinking Water by Region in 2009



Source: INSD, EICVM data, 2009/2010.

In terms of use, it shows that 65.2 percent of households use some source of potable water as their source of drinking water. This means that 2 out of 3 households in Burkina Faso have affordable access to safe drinking water. The disparity between the urban and rural areas is high. In towns, out of 10 households, 9 use drinking water, of which 8 are connected to the ONEA network. In the countryside, barely 1 in 2 households use drinking water, with 40 percent relying on boreholes.

1.2.3 LEVELS OF DEVELOPMENT OF HUMAN CAPITAL

The main progress in human capital has been noted in education and health, including the fight against HIV, AIDS, and STIs. Efforts still need to be made concerning social protection and the promotion of human rights, especially those of children.

1.2.3.1 Education, technical education and vocational training

Significant efforts have been made to improve education and the development of technical education and vocational training.

To achieve the MDGs in education, the government, with the support of its technical and financial partners through PDDEB, has implemented an extensive program involving the construction of school infrastructure and continued its policy of subsidizing schools in provinces with the lowest enrollment rates and providing free textbooks in primary education to ensure equity. The approach, based on the supply of infrastructure, has been dominant with incentives for the education of girls. The gross admission rate increased from 47.4 percent in 2000/2001 to 85.9 percent in 2009/2010, an increase of 38.5 points. As for the gross enrollment rate, it increased from 48.7 percent to 76 percent. The various parity indices, which have increased, reached 0.96 and 0.91 in 2009/2010 respectively for levels of admission and enrollment. These indicators reflect the scope of the various measures taken by the government to promote girls' education (school subsidies for girls newly enrolled for the CP1) and equity (free textbooks and school supplies).

Enrollment rates for the other levels of education have improved, especially for secondary education, where the rate almost doubled between 2000 (11.4 percent) and 2010 (22.2 percent) with a gain of 10.8 percentage points

in 10 years. Indeed, secondary education was considered a priority during the PRSP revision in 2003, helping to develop and implement the post-primary education project. Regarding preschool, the rate increased from 1.44 percent in 2001 to 2.60 percent in 2009. Higher education also experienced significant growth in supply during the past decade as a result of the proliferation of private education centers and the policy to construct university centers in the regions. However, with 330 students per 100 000 inhabitants in 2008/2009, the number remains very low.

Regarding literacy, significant progress has been made through a combination of measures by the government and its partners, but this remains weak, given the magnitude of the challenges. The implementation of the literacy education program, which received support from the National Fund for Literacy and Non Formal Education (FONAENF), was centered especially on the rural population, particularly on women, who represented 58.5 percent of total enrollment (130 849) in non-formal education in 2009. In view of accelerating the achievement of the MDGs, the government developed a national strategy to increase literacy education, indispensable for the improvement of skills to support growth.

Despite the progress made in recent years, there are still a number of constraints that may hamper progress towards universal education by 2015. These constraints are related to the low quality of education and the significant number of schools without teachers, overcrowding of classes coexisting with an under-utilized infrastructure, high number of school dropouts, low rate of transition between primary and secondary education, low school attendance in rural areas and lack of a bridge between formal and non formal education, high unit costs of education, low relevance of learning in relation to labor market needs, the predominance of illiteracy and finally, poor capacity for managing and running the system.

Regarding technical and vocational training, the purpose is to provide functional components of the country with qualified and skilled human resources. This is done through both diploma and qualification-awarding pre-service and continuing training.

In the area of pre-service training, several training courses are available and can be classified into two main groups, namely the administrative techniques, accounting and business courses, and the industrial technology courses.

Technical and vocational training is mainly provided by technical and vocational training structures and by online businesses. It is characterized by (i) a predominance of administrative, accounting and business trades at the expense of building and public works (BTP), mining and handicrafts, (ii) a strong territorial disparity characterized by a concentration of supply of public and private training in Ouagadougou and Bobo-Dioulasso, (iii) a shortage of supervisory staff and inadequate curricula, (iv) insufficient and inadequate teaching materials and equipment and (v) an inadequate amount of financial resources devoted to training.

Improving the efficiency of education spending will be the main challenge in the coming years. To this end, the managing capacities of all levels of education, especially the one in charge of basic education, should be strengthened and instruments for monitoring expenditure (review of public expenditure, sectoral MTEF, program budget) improved. This also concerns the management of the decentralized structures of the education system as a whole, which should involve partners from different levels of education. Finally, it would be important to study the possibility of setting up simple monitoring systems.

1.2.3.2 Health and Nutrition

The government adopted a National Development Plan (PNDS) in 2001, covering the period 2001-2010, for promoting the health sector. Significant progress was achieved through the implementation of PNDS. New health facilities have been built and staff recruited. The percentage of health centers meeting the minimum requirements in staff increased by about 60 percent in 1999 to 83.2 percent in 2009. The rate of skilled assisted deliveries increased from 54 percent in 2006 to 70.7 percent in 2009 (73 percent if one includes deliveries performed in hospitals). The percentage of children that have received all their vaccines has increased considerably (at least 92 percent for antigens). Moreover, free preventive services for children and prenatal consultations contributed to improving access to health services. The government continued the free distribution of treated long-acting mosquito nets.

In the area of nutrition, chronic malnutrition among children remains high, with a rate of 28.6 percent in 2009, despite efforts. The government has thus adopted a strategy plan for nutrition covering the period 2010-2015 to curb malnutrition so as to reduce hunger and diseases related to nutritional deficiencies.

HIV and AIDS are areas of health where the country has witnessed rapid progress, with a prevalence rate of 1.6 percent in the general population in 2008, down from 7.17 percent in 1997.

On the whole, the improvement of health coverage, marked by the reduction of the average theoretical radius of action (7.49 km in 2009 as against 9.5 km in 2000), has brought the population closer to health services.

The combination of improved health care, quality and use of health services, the significant decline in the seroprevalence of HIV and AIDS has helped raise life expectancy at birth by about 3 years, which rose from 53.8 years in 1996 to 56.7 years in 2006. The infant, child and maternal mortality rates, although on the decline, remain high by international standards.

The challenges due to the unequal distribution of health infrastructure and staff shortages, particularly in the rural areas, should be addressed to improve the health status of the rural population. This requires an increase in the (human, material and financial) resources allocated to the health sector. Moreover, measures must be taken to correct the negative image of health services and the low use of these services. The private sub-sector, traditional medicine and pharmacopeia are key partners that should be better reflected in the health policies.

Streamlining the management of public health and hospital facilities, focused in particular on controlling the cost of services, improved use of health centers and strengthening the policy of rationalizing the consumption of drugs at all levels (while continuing to promote the local pharmaceutical industry), are the main challenges for years to come. The financing of health is essential for creating conditions conducive to the reform of the national health system, especially that of hospitals (modernization, management efficiency, performance).

1.2.3.3 Social protection and promotion

In 2009 the government adopted a national solidarity charter that won strong support from leaders of the different communities. The charter embodies a willingness and availability of support that have always characterized the Burkinabe society. In addition, in response to the recent (energy, food, financial and economic) crises and natural disasters that plunged many families into poverty, the government, with support from its development partners, implemented safety net programs to mitigate the adverse effects of these shocks on the population. These programs focused in particular on subsidies for emergency neonatal obstetric care, generalization of school canteens, distribution of food coupons to poor households, the sale of foodstuffs at a subsidized price.

However, vulnerable populations are always more exposed to various shocks and disasters. In the area of social protection, various actions have indeed been taken by the government with support from its technical and financial partners, but the country does not yet have a clear national policy for social protection, accompanied by a plan of action.

1.2.3.4 Human rights and child protection

At the social and cultural levels, the country has traditional and modern mechanisms conducive to tolerance and peace. In the area of strengthening the legal framework and the effectiveness of human rights, significant actions for better protection of individual and collective rights by public authorities have been carried out, among which the free establishment of declaratory judgments of birth certificates for children 0-18 years throughout the territory. A study to analyze the compliance of our legislation to international rules of civil and political rights has been conducted. The government has begun discussions, with parliamentarians, on the issue of abolishing the death penalty. Internationally, Burkina Faso has ratified the six core treaties. These relate to respect of the right to life and its corollaries, the respect of physical and moral integrity, security of persons, equality and non discrimination, a dignified life for all citizens, and finally, the taking into account of people in specific situations. It can be said in particular, that children and women still remain silent victims in several areas: violence of all kinds, impunities, female circumcision, child trafficking, child prostitution, expropriation, etc. The main challenge is to develop a culture of human rights (citizens knowledge of their rights and duties) and ensuring application of the texts in their entirety.

Moreover, child labor is also a national issue of concern to the government. According to findings from the National Survey on Child Labor in Burkina Faso (BF-ENTE / ILO 2006), 41 percent of children aged 5-17 years are engaged in economic activities, as against 51.07 percent in 1999. Nearly one in four children, aged 5-17 years old, performs dangerous work and this concerns both boys (47 percent) and girls (34 percent). The great challenge for government is to develop and implement policies aimed at eliminating hazardous work for children and at promoting and protecting their rights.

1.2.3.5 Gender inequalities

Inequalities affecting women and men are many and varied across the sectors. Some socio-cultural considerations tending to discriminate against girls in favor of boys continue to weigh heavily, especially the law on inheritance and property rights. Inequalities and disparities are also experienced daily in the sexual division of labor, giving a greater workload to women compared to men, to girls compared to boys, with damaging impacts on their health, productivity, leisure time and reinvestment in human capital.

The cultural and religious context in Burkina Faso still contains factors that strongly influence and determine access and control by men and women of resources, basic social services, activities of public and private life and their participation in decision-making spheres. In spite of legal and political measures for equal rights between men and women, the status of women has not fundamentally changed.

In the specific case of women's access to land, the policy to secure land tenure in rural areas adopted by the government in October 2007, calls, *inter alia*, for an equitable access to land by all rural actors. In fact, gender equality in rural land management is far from assured and thus appears as a specific expression of the general problem of access to land. Creating conditions for equitable access of disadvantaged groups to land, especially by rural women, remains a real challenge.

In order to promote equal access by men and women to human capacity development opportunities, the government also adopted a national gender policy in 2009 and in 2010, its operational action plan for 2011-2013. Gender equality is central to the government's priorities, as is reflected in it assuming responsibility for the APE (Parents Association) contributions for female pupils enrolled in primary schools, free health care against malaria in pregnant women and subsidies for obstetric services, the adoption of the rule allocating an additional 10 percent to the number of women for recruitments into the armed forces, the adoption of a law fixing a quota of a 30 percent minimum for one sex or the other on the electoral roll for municipal and legislative elections.

Moreover, in implementation of the law pertaining to the general code on territorial authorities, the gender issue was included in the development plans of 174 rural councils, supported by community development projects based in rural areas

In the coming years, the government will have to tackle the main challenges relating to the establishment of a balance between the sexes, in terms of schooling and literacy, the improvement of the status of women, gender mainstreaming in all development sectors and strengthening of the role of women in decision-making.

1.2.3.6 Employment

The employment situation, according to results of the study on "trends in employment and poverty in Burkina Faso 1998-2007", conducted by the Ministry of Youth and Employment, is characterized by an average occupancy rate of 80.9 percent. The study also reveals the dominance of the agricultural and informal sectors, and that of informal employment in cities, owing to the presence of family helpers and apprentices, low wage employment in the modern sector, the burden of urban unemployment and the phenomenon of visible underemployment that affects a quarter of the employed population, double in rural areas. Women are recruited into low-wage activities in the rural and informal sectors. In the informal sector, they account for approximately 60 percent of the workforce. The large number of young people not included in employment statistics remains a cause for concern.

Growth achieved during the past decade was not accompanied by massive job creation in the modern sector. However, the government implemented extensive programs to promote self-employment and these created many

opportunities for quite a significant portion of new applicants on the labor market, with the other half turning to paid informal jobs. Moreover, the growing number of unemployed graduates is acutely posing the thorny problem of reviewing the appropriateness of some fields of specialization to the real needs of the labor market.

In the coming years, the challenge to be addressed by government will be that of promoting job creation. It is within this perspective that, since 2008, the National Employment Policy (NEP) and its action plan have been adopted and implemented.

I.3 STATE OF THE ENVIRONMENT

The report on the state of the environment, prepared every four years, helps to identify the country's major environmental problems, including the degradation of land and water resources, an unsustainable energy system, increasing urban environmental problems, erosion of biodiversity and climate change.

I.3.1 LAND DEGRADATION

Burkina Faso has a natural environment with limited potential. In a context marked by variability and a deteriorating climate, human activities and settlements have been the source of a growing erosion of natural capital. The country is characterized by a process of accelerated degradation of land undergoing spatial expansion at the rate of expansion of agro-pastoral activities, with an expected saturation of agricultural land within a generation. Indeed, 34 percent of the territory, or 9,234,500 ha of agricultural land, is degraded due to anthropogenic (agriculture, livestock, land tenure, fuel wood, etc..) and climatic reasons, with an annual estimated increase in land degradation of 105 000-250 000 ha. It also is noted that 74 percent of arid and semi-arid areas are affected by land desertification/degradation.

I.3.2 DEGRADATION OF WATER RESOURCES

The potential in water resources has been declining significantly and is no longer meeting the growing needs of the country. It is estimated that Burkina Faso will move from a situation of moderate water stress in normal, medium to high dry years in the early 2000s, to a situation of permanent high water stress by 2010-2015, with the demand for water reaching 69.7 percent of usable volumes in a normal year and 141.9 percent in a very dry year. The factors causing increasing pollution of water resources (domestic, agricultural, urban) appear to be the source of the exacerbation of the water shortage.

I.3.3 UNSUSTAINABLE ENERGY SYSTEM

The energy system is unsustainable. In a context of a very strong and growing demand for energy, it is the cause of: (i) excessive use of wood resources, degradation of vegetation and damage to soil fertility, (ii) destruction of the primary carbon sequestration wells essential for climate control and (iii) increasing pollution of urban air quality and emission of greenhouse gases.

I.3.4 GROWING PROBLEMS OF THE URBAN ENVIRONMENT

Urbanization is experiencing very strong growth in Burkina Faso, with significant impact on the environment: (i) multiplication of the consumption of natural resources (water, energy, food, construction materials, etc..), (ii) accumulation and concentration of pollution in urban areas and development of unsanitary conditions, (iii) development of precariousness and poverty due to the impact of degradation of the urban environment and disparities in access to basic services.

I.3.5 EROSION OF BIODIVERSITY

Biodiversity has been marked by erosion as a result of the heavy pressure exerted by human activities (agriculture, livestock, firewood, urbanization, etc..) which are the cause of the fragmentation or destruction of natural habitats (degradation of vegetation cover, deforestation, drying up of humid areas, etc..), a growing vulnerability of plant and animal species and the disappearance of some of these species.

I.3.6 CLIMATE CHANGE

The phenomenon of climate change manifests itself in Burkina Faso by the downward trend in the volume and quality of rainfall, but also by the greenhouse effect, all of which call into question the performance of traditional plant and animal material, as well as methods and techniques. In addition, the increased frequency and magnitude of natural disasters is the first dimension of climate risk assessment related to climate change. The floods that hit the country in recent years are indicative of the effects of climate change in Burkina Faso. They regularly cause the displacement of large populations of affected communities, with their corollary of humanitarian problems. They are also the source of significant economic losses. As an illustration, climatic factors led to a loss of 268 005 tons of cereals, a monetary value of 35.266 billion CFA francs in 2009.

Faced with this situation, national authorities have developed numerous policy and planning instruments, and have implemented action plans. These actions have always taken into account aspects related to environmental governance, sustainable management of natural resources, increased forestry and wildlife production, improvement of living conditions, strengthening the capacities of actors, gender and the fight against global warming. At the institutional level, the agency for the promotion of non wood forest products has been created and the strategy for the prevention and management of Man - Wildlife conflicts developed. Similarly, a National Environmental Assessment Bureau (BUNED) has been set up to ensure better consideration of environmental impact in the evaluation of programs and projects.

Furthermore, the government's concern has always been that of making eco-citizenship a behavior shared by all Burkinabe people. The integration of environmental education modules into the educational system and the establishment of a "low-carbon emission day" on 1 July each year, stem from this will.

The Burkinabe authorities, convinced that respect for the Kyoto Protocol in full is a way out of the "climate crisis" for African countries in general, and Burkina Faso in particular, have been very committed at both continental and global levels. Proof of this is the holding in Ouagadougou in October 2009 of the 7th Global Forum on Sustainable Development, which served as an opportunity to share views on climate change and sustainable development, and to obtain a consensus stand by Africa that was used as the basis of negotiations at the 15th Conference of the parties to the United Nations Framework Convention on Climate Change in Copenhagen in December 2009.

There are, however, the following deficiencies that characterize the environment sector and living environment: (i) inadequate consideration of environmental issues in policies and development programs, (ii) lack of visibility of the contribution of the environment sector and the living environment to the fight against poverty and the national economy, (iii) low level of public sector financing of the environment and the living environment in the implementation of the PRSP, (iv) insufficient staff both in quality and quantity, (v) lack of appropriate regulations, (vi) lack of relevant indicators for the environment, (vii) absence of recent and reliable data on forest, wildlife and environmental resources, (viii) lack of incentives for private investors in the forestry subsector and (ix) lack of environmental accounting.

Consequently, there are the following challenges facing the sustainable management of natural resources, improvement of living conditions and adaptation to climate change: (i) sustainable management of land, water resources, pastoral resources, fisheries, forestry and wildlife, (ii) the supply of drinking water to urban, semi-urban and rural areas, (iii) sustainable mining, (iv) better living conditions in the rural and urban areas, (v) participation in the prevention and management of natural and technological disasters, (vi) promotion of environmental assessments in all programs and projects, (vii) the practice of environmental education and eco-citizenship at all

levels of education (formal, non formal and informal), (viii) the implementation of economic instruments and financial instruments for the environment and (ix) promotion of decent green jobs.

I.4 STATE OF GOVERNANCE

I.4.1 POLITICAL GOVERNANCE

The move to democratize political life in Burkina Faso, begun in 1990, has seen undeniable progress that has reinforced the image of a stable country engaged in an evolutionary process to develop and expand new practices of political governance based on republican institutions and driven by a desire to improve governance and the resolution of socio-political conflicts.

Over the last two decades, Burkina Faso has enjoyed political stability and a democratic new deal momentum. This stability has given the country a reputation that enables it to play an active role in peacekeeping and crisis resolution in the sub-region.

The Burkinabe authorities are well aware of the efforts that need to be made to strengthen political governance. These include in particular:

- deepening the rule of law in order to permanently entrench the democratic process and consolidate political stability;
- promoting credible and accessible justice that requires bringing justice closer to the defendant, by accelerating the devolution of the judicial administration;
- promoting respect for human rights and civic duty through the effective dissemination of texts relating to the promotion and protection of human rights;
- strengthening the promotion of sub-regional integration and the pursuit of foreign policy on the maintenance and consolidation of international peace and security.

I.4.2 ADMINISTRATIVE GOVERNANCE

The Ministry of Public Service and State Reform was created in 2002 to effectively conduct the comprehensive reform of public administration (RGAP). The main objective of this reform is twofold: first, to make public administration a modern and efficient administration, led by well-trained servants, capable of rendering quality service to citizens and secondly, to make public administration a development administration capable of responding to the expectations of the decentralization process. Significant progress has been recorded and examples of this progress are:

- the decongestion of career management acts that resulted in the installation and operation of the Computerized System for the Administrative and Wage Management of State Employees (SIGASPE) in the human resources departments of the various ministries and institutions;
- the capacity building of stakeholders through the sharing of good practices as part of regular consultations between the directors of human resources (DHR) and those of vocational schools;
- access to employment in public service through a competitive process that ensures equal opportunities for all applicants;
- the establishment of an inclusive environment for public employees as a means of improving their working conditions, but also of recognizing older employees for service rendered to the nation;
- the setting up of disciplinary boards in ministries and institutions as part of the promotion of civic responsibility within the administration;
- the fight against corruption, with the establishment of the Supreme State Control Authority (ASCE) and the capacity building of other control structures, such as general inspectorates of services;

- the initiatives taken to provide public administrations with procedure manuals;
- the improvement of services to users;
- the introduction of Information and Communication Technology (ICT) to strengthen administrative governance;
- the publication in March 2009 of the first white paper on the Public Service.

Furthermore, the various ministries were judiciously decentralized to accompany the decentralization process.

After a decade of implementation, the overall reform of public administration has been evaluated in order to assess the results achieved, lessons learned and examine the appropriate steps to complete it. During the coming years, the challenge will be that of establishing a development republican administration through further reform of the Administration through a ten-year strategy to modernize the State and the administration management system (sectoral policies, program approach, procedure manuals, auditing of institutions, evaluation of public policies, etc.).

I.4.3 LOCAL GOVERNANCE

With the complete communalization of the territory, local governance is on the move and is working to control its values and develop instruments (plans and strategies) to assume its development responsibilities. It is within this context that the revised local government general code wants to be seen as the accomplished form of good practice. Indeed, the new provisions introduced can:

- find a permanent solution to the recurring crises of municipal councils;
- raise the level and effectiveness of primary officials of the said councils;
- improve the mechanisms for the political and administrative management of local communities.

Furthermore, the principle of transfer of powers and resources, initially planned for urban councils, has been extended to all councils in Burkina Faso, thus increasing their capacity and providing them with greater opportunities to successfully carry out their various council development plans. As concerns infrastructure, 282 out of 302 rural councils have headquarters. 11 (Eleven) regional council headquarters are in the process of being completed.

Moreover, after three years of implementation of full communalization, it became necessary to reduce conflicts, optimize town councils and promote the efficient execution of council development plans. To this end, in 2009 the government initiated the process of redrawing the boundaries of territorial communities and administrative divisions. Those of urban councils with special status, such as Ouagadougou and Bobo-Dioulasso, are already effective.

In 2008, the government established the National Conference on Decentralization (CONAD) with a Permanent Technical Secretariat (STP/CONAD) to promote dialogue between all actors of decentralization. A three-year Action Plan (PAT) 2008-2010 of the Strategy Framework for the implementation of decentralization has become operational under the STP/CONAD. The second session of this advisory body, held in 2010, helped to evaluate various achievements under this plan and lay the groundwork for the next plan covering the period 2010-2012.

Despite these significant efforts, local governance is facing difficulties because of insufficient resources and the limited devolution of administration to support decentralization, weak accountability of local authorities and the poor quality of the relationship between devolution and decentralization. It will be necessary to make the tasks more specialized so that devolution is oriented towards development while decentralization more towards management.

For the coming years, the major challenges will be that of carrying out successful economic decentralization through the creation of genuine regional development centers, capable of promoting a contract policy between the State and the regions. This will also involve the effective transfer of powers and resources to local authorities, the strengthening of the capacity of communities to manage local affairs and ensuring coherence of local action with State policies.

I.4.4 ECONOMIC GOVERNANCE

The issue of economic governance, fixed as a priority since the adoption of the first Poverty Reduction Strategy Paper (PRSP) in 2000, is being vigorously addressed mainly through the public finance reforms implemented under the public finance strengthening strategy (PSRS). In recent years, efforts have been concentrated on strengthening the control system, the fight against corruption and the procurement mechanism.

To improve and strengthen the control function, the government restructured the procurement mechanism and took steps to make it more efficient. The control system (for the fight against fraud and forgery, auditing and rendering of accounts) has significantly improved, mainly owing to reforms implemented by the RGAP and SRFP, including computerization of budget execution (CID SIMP) and the mobilization of internal resources (ASYCUDA, CIR, SINTAX), the establishment of structures (IGF STI CASEM) and the legal provisions to ensure the audit and rendering of accounts (RGAP with mission letters and waiting cards for staff, programs and activity reports, the regulations establishing the deadline for rendering accounts, etc..) and strengthening the fight against fraud (review of the typical organization of ministries to broaden the powers of ITS in the fight against fraud).

The restructuring of the mechanism against corruption led to the adoption of a decree on the organization of specific jobs for control bodies and another on the allowances system. A study was conducted to rationalize financial control, review the repository of payment deadlines and the attractiveness of the Inspectorate General of Finance. These decrees and measures have thus come to enhance the function of control and to create an overall synergy in the fight against fraud and forgery.

Despite all these efforts, shortcomings continue to exist. Thus:

- with regard to the fight against corruption, there are difficulties with enforcing regulations, weakness in monitoring the recommendations of control bodies, weaknesses in the application of sanctions, lack of internal control and insufficient coverage of the field of jurisdiction and territory by the control bodies;
- concerning audits and rendering of accounts, human, material and financial resources are inadequate, thereby making these activities insufficient in quantity and quality. Moreover, there is no performance audit and a culture of results is not yet well established. There is usually no response to audit recommendations, in terms of incentives or sanctions. In addition, the rendering of accounts and their consolidation for the CASEM are not returned to the structures with recommendations or suggestions; the culture for monitoring is still insufficient.

The strategic management of the economy is facilitated by effective instruments. Their implementation has helped lay the foundation for the proactive management of development and ensure coordination between long-term development policies and those of the medium and short terms. It has also contributed to the significant improvement of the public finance management system.

However, the strategic management has a number of shortcomings, including (i) the weak link between the different territorial levels (national, regional, and local) and low consistency of relevant actions, (ii) inadequacies in the development studies on economic forecasts, (iii) low anticipation capacity to help avoid obstacles and external and internal shocks owing to shortcomings in strategic analysis, and (iv) insufficient consistency of most sectoral policies with development needs.

Regarding the institutional arrangements of the PRSP more specifically, their effectiveness was severely limited because they monitored activities and measures undertaken at the expense of results. Similarly, they were inefficient owing to high transaction costs for government and civil society, and for the technical and financial partners (multiple meetings, insufficient monitoring of recommendations, and poor use of existing data and surveys for tracking).

In addition to these key findings, there were also the weak link between the (PAP)-PRSP (triennial) Priority Actions Program (PAP-CSRLP) and budget, and the inadequacy of the overall schedule (juxtaposition of PRSP, fiscal and sectoral calendars). Indeed, the PAP-PRSP annual installment and the budget for that year were not prepared and adopted at the same time, and this weighed heavily on its effectiveness.

Regarding aid coordination, there have been significant achievements: Adoption of the National Action Plan for Aid Effectiveness, development of an integrated external funding facility referred to as the Integrated External Funding Circuit (CIFE), establishment of the management platform (PGA), etc. But several challenges remain:

- poor integration of aid flows in the budget process, because of its high level of unpredictability;
- too many aid project conditionalities and the, sometimes contradictory, diverse approaches implemented at project level in the field;
- low debt management capacity;
- plethora of projects and program management units.

The major challenges are improving predictability and budget implementation control, ensuring better coordination between the various development benchmarks, strengthening capacity for aid management, and streamlining project and program management.

I.5 REGIONAL AND LOCAL DEVELOPMENT

I.5.1 PRIORITY TO REGIONAL DEVELOPMENT

The region is seen as a mainstay of the state for the promotion of economic and social development. This option has been strengthened by measures, the most important of which are

- economic devolution, especially utilities (electricity, drinking water...) at regional level;
- coordination of government action in the regions by regional governors;
- the requirement for regional councils to develop regional development plans and regional budgets.

In addition, regional programs have reinforced the priority given to regional development. They include the Regional Poverty Reduction Strategy Papers, the adoption of the Sahel regional planning scheme, rural development projects, natural resources management programs, local development programs, etc. Local and regional development has also been strengthened through reforms and institutional measures.

I.5.2 INSTITUTIONAL REFORMS

At the institutional level, the division of the territory into 13 regions in 2002, the appointment of regional governors, and the election of regional councils, respectively responsible for coordinating government action in the regions and acting as project managers for regional development programs, are measures that all attest to the government's desire to promote grassroots development. This administrative reorganization of the territory has now been crystallized with the decentralization of ministries to the regions, in order to ensure continuity of public services in the regions. Finally, regional development frameworks for consultation and outreach activities, the Regional Consultation Framework for Development (CCRD) and the Regional Commission for Regional Planning (ARCT), have been established.

I.5.3 REGIONAL INVESTMENTS

The economic organization of the territory has always been a concern of the government. In the aftermath of independence, the government tried to create economic regions. In addition, an effort was made to implement investment projects of a regional character. Development centers have been set up for several decades now and are experiencing a revival with the rise in regional planning in recent years. These are urban centers and

agricultural clusters that contribute to economic growth via polarized activities. The most widely shared polarizing function is the administrative function, with the other functions having a variable attractive force.

Apart from these growth poles, the government has implemented major urban and rural structural projects. The main urban structural projects include the program for the development of 10 medium-size towns that has become the program for the development of secondary centers. Amongst those projects, we find an urban project that covers Ouagadougou and Bobo-Dioulasso and that concerns works in the areas of drinking water, sanitation, mobilization of local resources, urban management and community participation. The Ouaga 2000 project, which is a large urban development project which seeks to transform the area into an urbanized functional unit with all the urban facilities and services needed (nearby public facilities, individual and collective housing, public transport...). Other projects include the Greater Ouagadougou project, which seeks to integrate the capital with its suburbs, the regional poles of development project, which seeks to support the decentralization process by strengthening the capacity of urban councils involved to provide infrastructure and services to their populations.

In addition, major investments have been made to develop wildlife areas (national parks, total or partial wildlife reserves, a biosphere reserve, sanctuaries, ranches), forest areas as forest reserves, fisheries (Bagre and Kompienga), pastoral areas, mining (through mining concessions), large schemes such as Bérégadougou, Douna, Kou Karfiguela, Banzon, Sourou, Bagre, and the SOSUCO. Another of these investments is the development of a small agro-industry, mainly located in Bobo-Dioulasso, Banfora Koudougou, and Ouagadougou.

These various initiatives that contribute to regional development need to be provided with the effective governance expected of decentralization.

Government efforts have led to the development of council development plans for the 302 rural councils. As for regional development plans, the process has begun for the 13 regions 7 of which have already been formulated.

I.5.4 DECENTRALIZATION

Since the early 1990s, as part of political, economic and institutional reforms, the government began implementing decentralization to promote grassroots development. The process of decentralization reached a milestone with the full communalization enshrined in Law No. 055-2004/AN of 21 December 2004 General Local Authorities Code (CGCT). The elections that followed in April 2006 enabled the government to establish 351 councils across the entire territory, made up of 49 urban and 302 rural councils as well as 13 regions. The regional scale is both an administrative division and a local authority, while the council corresponds to that of the division, which has been maintained as the level of state representation and assistance to councils.

Today, the decentralization process, which is being implemented progressively, has recorded the following results:

- the legal architecture is in place. The general code on local authorities, which is the key element, provides 11 blocks of powers to local governments working toward economic, social, educational, health, cultural and scientific development, the development of natural resources, and the improvement of living conditions;
- with the appointment of a secretary general of the council, local authorities have a minimum of administrative organization;
- local authorities have financial resources from state support, own resources, endowments, etc.;
- a Permanent Fund for the Development of Local Communities (FPDCT) has been established by the General Code on local authorities, with the mission to assist in the financing of local development priority programs of local authorities and to contribute to the strengthening of their operational capabilities.

The process as thus described is experiencing difficulties and the core problems are as follows:

- the resources of local authorities are limited (6.95 percent of the state budget in 2009) and unevenly distributed. Councils with special status (Ouagadougou and Bobo-Dioulasso) represent 47.41 percent of general grants with 37.90 percent allocated to Ouagadougou. The other urban councils represent

26.18 percent of operating grants, with the rural councils and regions sharing 22.34 percent and 4.08 percent respectively;

- 48.31 percent of investment allocations go to special status councils, while those of the other urban districts are estimated at 15.20 percent. Rural councils and regions are positioned at 28.84 percent and 7.65 percent on average. This amount falls short of the 20 percent expenditure recommended by the texts on decentralization, concerning the self-financing of capital expenditure;
- local authorities are obliged to prepare their development plan in accordance with national policies, but do not have all the means to do so, nor the skills to conduct such processes;
- the transfer of resources relating to the 11 blocks of power has not been fast enough to enable local authorities to manage the continuity of the public services transferred. In 2009, only four decrees of transfer were signed in health, education, preschool, primary education, water supply and sanitation, culture, youth, sports and recreation;
- all the councils are faced with human resource problems in quantity and quality;
- the Permanent Fund for the Development of Local Communities (FPDCT) is not fully operational. It is experiencing financial difficulties that are undermining its independence and hindering its ability to accomplish its mission.

On the whole, despite the difficulties and inertia, local and regional development is a difficult issue, fueled by an increasingly strong social demand. It is also a political will that is being increasingly asserted through the actions of the state. The main challenges will be the acceleration of the regionalization process, the completion of the devolution of public administration, capacity building of local actors in all areas and sectors, and strengthening the financial resources of local authorities.

I.6 KEY LESSONS

I.6.1 MAJOR ACHIEVEMENTS

The significant results obtained over the past decade have placed Burkina Faso among the leading countries of WAEMU in terms of macroeconomic performance. This is one of the country's strengths and demonstrates its ability to restore and maintain the equilibrium of the main macroeconomic aggregates and a political stability that facilitates the implementation of more ambitious development actions. These efforts have benefited from the trust and support of the technical and financial partners, the private sector, and the civil society.

These achievements reflect the country's ability to handle various aspects of public life, cope with external shocks, and adapt to natural hazards and constraints; while the adoption of a vision, through the implementation of the results of the "Burkina 2025" prospective national study, has helped to develop the capacity to anticipate events.

This has resulted in an economic, social, and environmental situation in Burkina Faso today, which can be presented as follows:

- the national economy is on a growth path, albeit with rapid population growth;
- poverty has been reduced, but must be further reduced for any hope of achieving the MDGs;
- the country has made significant progress in human development that has resulted in qualitative leaps in drinking water, HIV and AIDS, and the education of girls;
- the government has implemented programs and projects that have helped improve the living environment and enhanced the sustainable management of natural resources.

I.6.2 MAIN CHALLENGES

Concomitant with the achievements, challenges to address persist in defining guidelines for the coming years to boost growth and ensure better distribution of its fruits. Indeed:

- Good macroeconomic performance contrasts with massive poverty affecting 43.9 percent of the population. The main reasons are
 - weak growth in relation to population growth that has not induced a significant reduction of poverty;
 - the variability in growth rate, given the importance of the agricultural sector, which remains dependent on weather conditions;
 - the preponderance of sectors, in particular the tertiary sector, with a low concentration of poverty and low job creation in national wealth formation, without strong policies of redistribution that ensure the transfer of fiscal benefits to the poor or their production sectors;
 - the low per capita creation of wealth of the active population in the primary sector compared to other sectors; with over 80 percent of national poverty, the sector contributes only 30.4 percent of the GDP on average;
 - high population pressure (3.1 percent) which destroys all efforts to build wealth.
- the low progress in Human Development Index results, among other things, from the weak performance in the education sector. In fact, key indicators of access to preschool and secondary education remain very low. Even though those of primary school are higher, improving its quality remains a challenge. As for higher education, it is the weak link of the education system despite the strong growth of university infrastructure. Building a nation of knowledge is therefore a challenge to address;
- key health indicators have improved, but inequalities persist in health outcomes, and strengthening the national health system should be considered a major challenge to create conditions conducive to reform, especially that of hospitals;
- establishing a balance between the sexes in terms of schooling and literacy, improving the status of women, and gender mainstreaming in all development sectors are significant challenges for accelerating growth;
- regional planning is a political will which is asserting itself, but much remains to be done to develop planning tools and instruments; reforms in governance have progressed considerably, but many challenges remain to further the rule of law, establish a republican development administration, fight against corruption, and achieve economic decentralization;
- the situation in Burkina Faso in terms of sustainable development is not satisfactory. Indeed, the dominant production system, namely subsistence agriculture, cannot feed the population adequately, given its rapid growth rate. This rapid population growth in a relatively performing economy leads to high poverty and the degradation of natural resources. Added to this are low yields, suburbanization, and land tenure problems that are all factors that can undermine prospects for sustainable development in Burkina Faso;
- Burkina Faso is a country facing structural weaknesses that affect its competitiveness. This state of affairs is the result of several factors: high cost of production factors, underdeveloped basic economic infrastructure, difficulties in accessing markets (domestic and external) in a sustainable way, low development of national energy potential, tax burden on businesses and dependence on thermal energy; economic growth in Burkina Faso is dependent on agriculture which is not very diversified and vulnerable to exogenous shocks. Overcoming the challenge of accelerating growth implies meeting the challenge of diversifying the economy;
- public spending has continuously been on the rise without any visible impact on poverty reduction. The challenge for the coming years will be to control and improve its effectiveness and efficiency;
- the importance of the share of external resources in investment financing in Burkina Faso reflects the confidence of PTFs in the country's national policy choices. It does, however, pose the challenge of predictability and effectiveness of using these resources, because these are the sole guarantees of good planning and a proper execution of development programs;

- the risk of debt distress remains high in Burkina Faso, because of a high ratio of net present value of debt. This reflects new debt accumulation, coupled with low exports and moderate growth. This situation calls for vigorous reforms in the export sector, continuous and accelerated improvement of the tax ratio, and strengthening of the quality of institutions that would help enhance borrowing capacity through an increase in the CPIA score (Country Policy and Institutional Assessment).

Therefore, the great challenge facing Burkina Faso is the acceleration of growth and sustainable development, while significantly reducing the incidence of poverty.

II.STRATEGY FOR GROWTH AND SUSTAINABLE DEVELOPMENT

II.1 FOUNDATIONS

Starting from its long-term development vision, taking into account cross-cutting issues and development and drawing lessons from the decade-long struggle against poverty, Burkina Faso is engaged in a new development strategy that aims at accelerating growth and promoting sustainable development to put the country on the path of emergence.

This strategy, called the Strategy for Accelerated Growth and Sustainable Development (SCADD), derives its foundations from the "Burkina 2025" Vision, which seeks to make Burkina Faso "a nation of solidarity, progress and justice, which consolidates its respect on the international scene." Achieving this vision requires breaking out of inertia and cumbersome procedures and leaping to progress by finding new avenues for creating value. It also implies a harmonious organization of development efforts to tap all the national potential for the benefit of all Burkinabè and engaging stakeholders in national development.

The SCADD has also drawn on lessons learned from the PRSP process and the challenges that remain to be addressed by the new strategy. Indeed, apart from the constraints of external shocks, Burkina Faso faces continuing challenges for achievement of the MDGs, notably that of accelerated growth and sustainable development. Moreover, high population growth threatens to significantly reduce national income per capita, if the trend is not reversed in the medium and long term.

It is also based on the need to integrate cross-cutting priority development issues into public policies that in particular concern gender, population, environment, regional planning, and capacity building.

The SCADD, a strategy that includes all development policy frameworks, be they long, medium and short term, or global, sectoral, thematic or local, spells out the strategy guidelines that will accompany Burkina Faso's development ambitions, defines the country's development objectives, and is presented in five-year cycles. Thus, the SCADD has become the reference framework for all development interventions. It is a results-oriented strategy guide, given that rendering the axes operational will be achieved through sectoral policies.

Its vision for 2015, "*Burkina Faso, a productive economy that accelerates growth, increases living standards, improves and preserves the living environment and living conditions through wise and efficient governance,*" focuses on priorities for economic growth and aspirations for a better quality of life for the population.

The approach to accelerate growth stems from the fact that the average rate of current growth is insufficient to bring about a significant reduction of poverty. Indeed, with a GDP growth rate of 5.2 percent and a population growth rate of 3.1 percent, it would take about 35 years to double per capita income. Therefore, accelerating the growth rate and intensifying job creation are necessary for better absorption of additional demand, improved income levels and living conditions of the population and, consequently, reduced unemployment and poverty.

On this basis, the main thrust of the coming stage will be strengthening the foundations of the economy and enhancing its potential to achieve an accelerated growth rate to respond to the twin objectives of improving income and creating jobs, as well as strengthening the foundations of sustainable development.

At the same time, further efforts will be directed toward boosting the sustainable development process. Indeed, the SCADD will ensure synergy among the three dimensions of sustainable development, namely (i) economic effectiveness geared toward growth and efficient economic management objectives; (ii) environmental sustainability that seeks to preserve, improve, and develop the environment and natural resources, and (iii) social equity which seeks to meet human needs and respond to the objectives of equity and social cohesion. Practically, sustainable development implies "sustainable consumption and production patterns." This option is necessary because it ensures sustainable growth and a healthy environment, capable of meeting the aspirations of present and future generations.

In short, the SCADD has come to reinforce the PRSP's achievements and offer sound strategies for developing the productive system and human capital. It is proposing an implementation scheme, with better coordinated actions, through priority sectors, to boost growth and contribute to sustainable development.

II.2 STRATEGY GUIDELINES

II.2.1 GUIDING PRINCIPLES

The strategy for accelerated growth and sustainable development is underpinned by six guiding principles:

(i) anticipation, (ii) national ownership, (iii) accountability, (iv) sustainable development, (v) prioritization and consistency of actions, and (vi) results-based management (GAR).

Anticipation: The implementation of the SCADD requires the constant adoption of a forward-looking position. Indeed, the various development actors should be able to anticipate the future to be able to prepare themselves in advance to cope with threats and take advantage of the best opportunities offered in the short, medium, and long term. Such an approach requires national leadership in the formulation and implementation of development policies and programs.

National ownership: This principle reflects the will and commitment of the government and the other national development stakeholders to carry out the process for developing and implementing strategies and policies consistent with national development priorities and needs of the people. It involves the coordination and effective use of official development assistance, taking into account the comparative advantages of each technical and financial partner.

Accountability: The process of developing the SCADD was made participatory in order to take into account all the concerns of the various stakeholders. The government intends to continue and deepen this process in its implementation for a better and better shared governance, by rendering all those involved more accountable.

Sustainable development: This principle is aimed at the continuous improvement of the quality of life of citizens by taking into account the interrelated nature of environmental, social, economic and cultural development in a context of intra- and intergenerational equity. Within this perspective, the need to reconcile economic efficiency, environmental sustainability, social and cultural equity will be taken into account in the implementation of the SCADD.

Prioritization and consistency of actions: Given the State's limited resources, it is essential for the SCADD to prioritize the implementation of actions, ensuring that there is a connection between those measures and the vision of the strategy. Such prioritization will assist in concentrating financial efforts on specific areas, to really spur an economic boom that will, subsequently, make it possible to focus on other areas.

Results-based management (GAR): This approach seeks to achieve results, in terms of defined objectives and indicators, and the achievement of results. In this sense, each player is responsible for achieving results from the operations or processes he or she coordinates. Results-based management implies a clear definition of responsibilities in the implementation of activities or processes, including accountability.

II.2.2 OBJECTIVES

II.2.2.1 Global Objective

The overall objective of the SCADD is to achieve a strong, sustained, and quality economic growth, generating a multiplier effect in terms of income generation, quality of life of the population, and caring about sustainable development.

II.2.2.2 Specific objectives

From 2011 to 2015, the SCADD will seek to accelerate growth and pursue the achievement of the MDGs. As such, it will endeavor to

1. achieve a real GDP average growth rate of 10 percent;
2. alleviate extreme poverty and hunger in the country;
3. ensure primary education for all;
4. promote gender equality and empower women;
5. reduce the mortality of children under five years;
6. improve maternal health;
7. combat HIV, AIDS, malaria, and other diseases, and continue the reversal of the trend; and
8. ensure environmental sustainability.

These specific objectives related to MDGs are presented in Table 6 with targets to be achieved by 2015.

Table 6: MDG targets set by SCADD for 2015

MDGs	Targets	Indicators	Current level		MDG target by 2015	SCADD target by 2015
			Year	Value		
Goal 1: Eradicate extreme poverty and hunger	Target 1A. Reduce by half, between 1990 and 2015, the proportion of people living on less than a dollar a day (in PPA).	1.1 Proportion of population living with incomes below the national poverty line	2009	43.9	22.25	Less than 35
		1.2 Poverty gap index	2008	14.10	6.95	6.95
		1.3 Share of quintile of the poorest population in national consumption	2009	4.01	13.50	10
	Target 1B: Achieve productive full employment and decent work for all, including women and youth.	1.4 GDP growth rate per person employed	2007	3.80	10.6	10.6
		1.5 Ratio of employed urban population/total active urban population	2003	86.20	100	100
	Target 1C. Reduce by half, between 1990 and 2015, the proportion of the population suffering from hunger.	1.6 Prevalence of insufficient weight among children under five	2007	31.70	28.65	23
		1.7 Proportion of population without the minimum level of calories	2006	32.80	13.34	23
Goal 2: Achieve universal primary education	Target 2A. Give all children, boys and girls, across the world the means to complete a full cycle of studies in primary school by 2015.	2.1 Gross enrolment rate	2009	74.80	100	100

MDGs	Targets	Indicators	Current level		MDG target by 2015	SCADD target by 2015
			Year	Value		
		2.2. Net enrolment rate	2009	57.40	70	70
		2.3 Primary school completion rate	2009	45.90	100	75.7
		2.4 Literacy rate of women and men of 15–24 years of age	2007	39.30	60	60
Goal 3: Promote Gender equality and empower women	Target 3A. Eradicate gender disparity in primary and secondary schools and at all levels of education by 2015 at the latest.	3.1: Parity index	2009	0.91	1	1
		3.2: Proportion of seats occupied by women in parliament	2009	12.70	50	33
Goal 4: Reduce mortality of children less than five years old	Target 4A. Reduce, by two-thirds, the mortality rate among children under five years between 1990 and 2015.	4.1 Mortality rate of children under five	2006	142	62.30	52.71
		4.2: Infant mortality rate	2006	91.77	35.86	34.43
		4.3 Proportion of 1-year-old children vaccinated against measles	2008	97.60	100	100
Goal 5: Improve maternal health	Reduce maternal mortality by $\frac{3}{4}$ between 1990 and 2015.	5.1: Maternal mortality rate per 100 000 live births	2006	307	141.50	176.70
		5.2: Proportion of births attended by qualified health staff	2009	70.70	100	85
	Target 5B: Increase access to	5.3: Contraception rate	2008	27.90	45	40

MDGs	Targets	Indicators	Current level		MDG target by 2015	SCADD target by 2015
			Year	Value		
Goal 6: Combat HIV, AIDS, malaria and other diseases and continue reversing the trend	Universal reproductive medicine by 2015.	5.4: Prenatal care coverage (at least one visit)	2008	95.10	100	100

MDGs	Targets	Indicators	Current level		MDG target by 2015	SCADD target by 2015
			Year	Value		
	Target 6A. Halt the spread of HIV and AIDS by 2015 and started reversing the current trend	6.1: HIV and AIDS prevalence rate in percent of population aged 15–24	2008	1.30	0.77	1.12
		6.2: Use of condoms during last high risk sexual relations	2009	69.60	100	100
		6.3: Proportion of population 15–24 years with correct full knowledge of HIV/AIDS	2009	24.90	100	100
	Target 6B: Ensure access to treatment, by 2015, for all those who need treatment against HIV/AIDS.	6.4: Proportion of population in advanced stage of HIV infection with access to antiretroviral drugs	2009	47	100	100
	Target 6C: Bring malaria and other major diseases under control by 2015 and begin reversing the current trend	6.5: Proportion of children under five sleeping under insecticide treated nets	2005	23.17	90	80
		6.6.a: Tuberculosis detection rate	2008	19.9	51 percent	51 percent
		6.6.b: Prevalence of tuberculosis per 100 000 inhabitants	2008	337	200	200
		6.6.c: Rate of deaths owing to tuberculosis	2008	10.9	<5 percent	<5 percent
		6.7: Proportion of tuberculosis cases detected and cured through a direct short-term program and under observation	2007	72.12	90	85
	Goal 7: Ensure environmental sustainability	Target 7A: Reduce by half, the percentage of people	7.1: Rate of access to drinking water in urban areas	2009	72	87

MDGs	Targets	Indicators	Current level		MDG target by 2015	SCADD target by 2015
			Year	Value		
		7.2:: Rate of access to drinking water in rural areas	2009	55	76	76
		7.3: Rate of access to sanitation in rural areas	2009	19	57	57

MDGs	Targets	Indicators	Current level		MDG target by 2015	SCADD target by 2015
			Year	Value		
		7.4: Rate of access to improved sanitation in the rural areas	2007		54	54
	Target 7.B: Integrate sustainable development principles in national policies and reverse the current trend of loss of environmental resources	7.5: Percentage of activities subject to environmental assessment that have conducted an environmental study	2010			80 percent
		7.6: Percentage of land recovered	2010	0		10

Achieving these goals requires the adoption and implementation of effective and sectoral strategies aimed at accelerating growth, consolidating the development of human capital, and promoting sustainable development.

II.3 STRATEGY AXES

Four strategic axes have been identified to meet the challenge of accelerated growth and sustainable development. They are (i) development of the pillars of accelerated growth, (ii) strengthening human capital and promoting social protection, (iii) strengthening good governance, and (iv) taking into account cross-cutting priorities in development policies and programs. These various axes are complementary and interact to achieve the objectives of accelerated growth and sustainable development.

II.3.1 AXIS 1: DEVELOPMENT OF THE PILLARS OF ACCELERATED GROWTH

II.3.1.1 Accelerated growth model

The model adopted makes the private sector the engine of growth. It is based on an innovative approach that focuses on (i) promotion of growth⁶ poles, (ii) development of promising sectors and promotion of niches⁷ business⁸ clusters, and (iii) promotion of pro-poor growth to effectively fight poverty.

II.3.1.1.1 Promotion of growth poles

Growth poles will help structure the production system, diversify and increase the supply of products, ensure food security for the population, and provide greater export earnings. In 2011–2015, the focus will be on the development of growth poles (including agro-poles⁹, mining areas, a special economic zone, etc...) to attract investors, in a bid to expand and diversify production and exports.

Studies will be conducted in all regions of the country to identify potential areas for growth poles and to select, for this phase, those meeting the minimum requirements. Regions or groups of regions will be selected for this approach. The state will work, in conjunction with local authorities, to gather relevant actors (firms, research centers and training units, support structures) in a partnership to foster synergy around market-oriented innovative projects seeking competitiveness and national and international visibility. Studies are underway to experiment with competitiveness poles, and brainstorming has also begun on the possibility of setting up special economic zones to attract investors and boost exports. The SCADD will frame and enhance all these initiatives.

Promotion of the growth and competitiveness poles consists of highlighting sectoral potentials and local resources, developing strategies supported by both the state and local governments, and also by using public–private partnerships. As such, territorial programs focused on key growth poles will be put in place, with costed objectives and adequate funding.

The approach adopted will combine the strengthening of the competitiveness of certain sectors with the construction of real poles for the emergence and consolidation of modern enterprises, which may have access to qualified local staff and benefit from service infrastructure necessary for their development. The government will develop a coherent approach based on its vision of regional planning and regional development priorities. It will undertake (i) identification of potential growth poles, which could be financed by the government, (ii) establishment of a promotion fund for growth poles as a government funding instrument and to support selected businesses in the form of guarantees, (iii) establishment of a coherent framework involving key stakeholders (government, local authorities, and private sector) to implement territorial development programs and develop new mechanisms for coordinating and monitoring specific sectoral programs, and (iv) development of a policy to promote growth poles.

II.3.1.1.2 Development of production sectors and promotion of niches and business clusters

This work will focus on strengthening the most promising production sectors and niches. The strategy will seek to transform business clusters into growth engines. The intent is to provide a dynamic networking and business

⁶ In the literal sense of the expressions "growth pole," "economic pole," or "competitiveness pole," a growth pole is a combination of enterprises and public or private research centers in a given territory or a local community whose economic activity is an engine of economic growth. An economic pole is a location with an advantage in economic activity. A competitiveness pole is a combination of companies, universities, and public or private research centers in a given territory, working together on innovative joint projects. The purpose of a competitiveness pole is to organize businesses to ensure competitiveness on the international market.

⁷ The niche is a small market segment targeted in terms of customers or products that are generally new or untapped.

⁸ Business clusters are business networks consisting mainly of SME/SMIs, strongly rooted locally, often on the same production niche and often the same industry, mobilized around a common strategy and the implementation of concrete and shared services and measures. They are very important vectors of development and competitiveness for businesses and territories.

⁹ Concentration poles of the agro-forestry-pastoral business comprising all the (production, processing, marketing) links.

structure, by developing a network of companies with economic links throughout the country.

The approach will focus on agricultural, crafts, forestry, wildlife, and sanitation in all regions of the country; and great efforts will be made to structure and support them in order to create a major development push at the regional level and across the entire country. The approach will give prominence to products with a high potential value added to satisfy market needs, focusing on production, quality, and presentation standards to ensure the competitiveness of products.

Burkina Faso sells a wide range of agricultural and livestock products, of varying quality and generally poorly developed, on the regional and international markets. The main products are

- oilseeds whose best export opportunities are in international markets; and cereals and cowpeas whose export potential lies mainly in West African markets;
- fruits and vegetables, which have potential in markets both in the subregion and internationally;
- livestock products (meat, leather, and skins) whose export potential lies in the regional and international markets;
- milk and dairy products, whose domestic market alone amounts to almost CFA F10 billion a year.

Each of these sectors has already been substantially studied, with action plans whose findings and recommendations remain valid. The work involved here will be to make use of the results of these studies to determine the sectors that are promising and likely to enhance export potential and contribute to the acceleration of economic growth. The task is to make them efficient and competitive.

In terms of niches, Burkina Faso has many opportunities in various areas where business can be developed. These opportunities, sometimes small, are nevertheless very promising and could make a lasting contribution to the acceleration of growth through their high value added. So these niches need to be identified, assessed, and promoted. An example is horticulture.

II.3.1.1.3 Promotion of pro-poor growth

With nearly 44 percent of its population living below the poverty line, poverty reduction remains a major challenge for Burkina Faso. To achieve this, the country has to accelerate growth by formulating policies that address the need for increased income for the poorest segments of the population, to reduce inequalities and ensure equitable growth.

The government therefore intends to promote pro-poor¹⁰ growth, by identifying and implementing measures that have a significant impact on poverty reduction through job creation, and formulation of proactive policies to increase incomes for the poor. These measures will affect in particular the agricultural, infrastructure, and craft sectors, which provide for the poor and vulnerable. Policies will also affect social sectors and seek to redistribute the fruits of growth, while providing higher incomes for the poor.

II.3.1.2 Development of priority sectors

The new growth model involves adopting a new vision of sectoral policies to reflect the different challenges and promote a transformation of the structure of the economy in the long term. To do this, selected areas of intervention will be rearranged to adapt to expected changes.

II.3.1.2.1 Agricultural sector: agriculture, livestock, fisheries, and forestry

Significant physical, technical and socioeconomic constraints have been limiting the performance of the agricultural sector. Removing these constraints requires the adoption of relevant guidelines for the development of the sector with emphasis on cooperation, the emergence of agricultural SME/SMIs, and their organization into

¹⁰ Pro-poor growth is defined as growth that significantly reduces poverty. This pro-poor growth is aimed at enhancing the income and well-being of the poor and reducing their number and the inequalities between them and the wealthy.

local production systems.

To achieve this, new coherent and bold sectoral policies should focus on land tenure security, through the effective implementation of the land tenure security policy and the national strategy for the integrated management of soil fertility (SNGIFS), the effective implementation of the action plan for agricultural mechanization and the measures to adapt and mitigate the vulnerability of the sector to face climate change, the development of agro-industrial processing, and promoting the marketing of agricultural products, including the establishment of an effective partnership between agricultural producers and small, medium, and large processing industries.

In light of the very high level of poverty in the rural areas (50.7 percent), a significant number of measures will be directed toward promoting pro-poor growth. They will seek to increase the productivity of the rural poor by: (i) subsidizing or distributing improved seeds and agricultural inputs, (ii) training and sensitizing farmers about good agricultural practices, (iii) developing market access capacities, (iv) securing land tenure for the poor, (v) carrying out agricultural research and outreach activities, and (vi) protecting against risks and other farming uncertainties that can plunge or keep the population in poverty.

II.3.1.2.1.1 Agricultural subsector

Based on the high-potential sector approach, efforts will focus on

- the cereal sector through cooperation between grain farmers and research centers for high-return seeds, the fight against pests, and other diseases;
- oilseeds (sesame, shea nuts, and cashew nuts), focusing on research to increase production;
- vegetables, especially through the promotion of cowpea;
- fruits and vegetables by developing public-private partnerships (PPP) to create innovative trading companies. Increased accountability will require the exporter to better choose his orchards and remain loyal to local producers. A contractual relationship should be established whereby, in exchange for technical support to the farmer and upgrading required by the constraints of certification, the producer reserves his output for the exporter. This is also a change in mentality for the producer to consider his orchard or field as an "asset" to maintain and fructify for a better yield.
- cotton through local processing (ginning, spinning, weaving, garment industry, etc.), improving its competitiveness, subsidizing inputs, and reinvesting cotton revenues in other industries to diversify production.

Particular attention will be given to the organization and connection to markets of the various sectors.

Emphasis will be placed on developing irrigation for agricultural production, exceeding 50 percent by 2015, and on adopting a comprehensive strategy for protecting the agricultural sector against climatic risks. Regarding research and development, the priority direction will be establishing a plan for improved seed production by INERA, through a contract with the state. Dissemination of research results will enable producers to have useful information on new farming techniques and high-yield varieties. The aim is to supply all farmers with improved seeds by 2012 and promote their autonomy in the renewal of seeds from 2015.

II.3.1.2.1.2 Livestock subsector

The livestock subsector is facing a number of challenges, notably the improvement of livestock productivity and development of the dairy industry. During the coming years, efforts will be made to better manage the subsector. The main axes are

- establishing a growth pole for the livestock subsector, by developing cooperation among producer organizations, research centers, and training units to implement competitive livestock projects and win

contracts;

- strengthening the organization and capabilities of players in the livestock subsector;
- increasing animal productivity, through measures to improve nutrition, drinking water (pastoral water policy), genetics, and animal health.

As concerns animal products (leather and skins, milk and milk products, meat, domestic poultry, and sausage), the work will be to organize actors (producers, processors, traders, research, and training centers) on an entrepreneurial basis, stimulate the search for excellence and competitiveness, offer market opportunities, and develop innovative and competitive cooperation projects.

Particular emphasis will be placed on the organization and development of the dairy industry through cooperatives, improvement of collection, establishment of milk processing units, and marketing milk and dairy products.

Moreover, the effective implementation of the program to support the processing of animal products is expected to contribute to creating the conditions for the installation of small private units. Processing units and marketing that contribute to the building of the economic fabric will be given priority. Synergy and complementary relations between the players in each sector will be sought. The state will contribute to the financing of community infrastructure and organization of actors.

II.3.1.2.1.3 Fishing and forestry subsector

Regarding fishing and forest products, the aim of the strategy is to specifically target the development of wood (including timber), nontimber forest products (harvesting and hunting), hunting tourism, and the development of fisheries and the fish industry that have great potential for growth poles. Priority will be given to implementing the national policy on the environment and sustainable development.

In conclusion, what is needed is to better organize players in the agro-forestry-pastoral sector into efficient structures, train them in modern methods of management and conquest of markets, and get them to pool their resources for improved performance. In addition, measures will be taken to open up areas of production and exchange, build infrastructure for marketing, process the products to improve their conservation and increase their added value, and establish a system for effective information on markets. The work will also seek to improve product quality for export, set up industrial or semi-industrial units for processing products to enhance their value, strengthen capacity and improve services in terms of packaging and quality control of products, and develop commercial products wherever possible, according to comparative advantages. Finally, the organization of regional agro-forestry-pastoral fairs will be encouraged.

II.3.1.2.2 Mines

The government of Burkina Faso has shown its willingness to promote this sector, with the adoption of a new and more attractive mining code in 2003. Taking advantage of this measure and the upturn in the global prices of precious metals, the sector experienced exceptional growth that resulted in increased private investment of approximately 700 million dollars between 2006 and 2009 and is expected to increase in the coming years. Mining in Burkina Faso is mainly based on gold, which, since 2009, has been the leading export product.

To maintain investor confidence and attract new investors to this strategic sector given its importance to the national economy through its value chain and spillover effects, it is important to (i) accelerate the revision of the mining code to reflect the realities of the sector, better protect the environment, and fight against poverty; (ii) accelerate reforms to make Burkina Faso an ITIE country; (iii) better monitor exports and financial flows; (iv) establish a one-stop window, and, finally, (v) strengthen government capacity to evaluate the financial performance of extractive companies.

The government's option for the mining sector is to make it a real vector of the dynamics of sustainable development for the country. The strategy, therefore, will be based on the promotion of growth poles around the

mining areas by (i) developing activities related to mineral production, (ii) developing processing activities, (iii) reinvesting mineral revenues in diversification of production and development of social sectors to benefit the country and, more specifically the areas of production.

II.3.1.2.3 Handicrafts, cultural, and tourism industries

Handicrafts have great economic and job-creation potential. The handicraft sector currently employs nearly one million people, half of whom are women (dyeing, basketry, weaving, pottery, sewing, aesthetics, and hairdressing). In addition, it constitutes, together with the urban informal sector, an area of high concentration of the poor. Thus, the government intends to use the handicrafts sector as one of the levers for promoting pro-poor growth.

Apart from the Ouagadougou handicraft village, the most important locations for selling products are periodic cultural events. At the international level, these include fairs, international exhibitions, and exploratory trips. The growth strategy of the crafts sector for the coming years should focus on a process of real expansion instead of that of accompaniment. Thus, the strategy will (i) encourage the emergence of model creators and producers, (ii) identify promising sectors to make them spearhead this initial phase, (iii) encourage the emergence of small and medium-size craft enterprises (for production, sales, financial support), (iv) organize individual craftsmen into urban and rural cooperatives and other local production systems to improve their performance and competitiveness, (v) institutionalize selected cross-cutting activities such as national labels for better visibility of products in target markets; buttress tourism and its policy of promotional communication, training, learning development, and certification of craftsmen.

Handicrafts and culture contribute to the development of tourism in Burkina Faso. Indeed, the country has developed public and private cultural events of international renown such as FESPACO (film festival), SIAO (crafts and art), CNS (culture), NAK (atypical Koudougou Nights), FESTIMA (Dédougou International Festival of Arts and Masks) and SITHO (tourism and hotels). These major events, and the promotion of cultural and tourist sites such as Laongo (village of granite sculpture) and the Ruins of Loropéni, attract national and international artists, tourists, and visitors and provide the country with substantial foreign currency. Burkina Faso can therefore benefit from the dynamism of its cultural actors, its leadership in culture, and its reputation as a hospitable country, to develop its cultural and tourism potential and earn more foreign currency.

During the coming years, government measures will be aimed at structuring and developing the cultural and tourism sectors to ensure improved profitability of the two sectors in terms of foreign exchange earnings. Also, to provide the two sectors with adequate capacity to compete and contribute more to sustainable development, efforts focus on

- development of entrepreneurship and cultural, creative, and tourism industries;
- implementation of effective strategies for promoting cultural and tourism goods and services abroad;
- technical and financial support of leaders in the creation and dissemination of artistic and cultural life and development of cultural and tourism infrastructure, and promotion of cultural and tourist sites and areas;
- implementation of a new policy for tourism infrastructure, improving the quality and diversification of lodging options, and restructuring and rehabilitating tourist sites;
- development of cultural, ecological, and recreational tourism as instruments for strengthening the sector's profitability;
- promotion of domestic tourism as a strategic axis of development of tourism in general;
- advancement of the role of the private sector in the development of tourism and management of the sector, particularly in promotion, training, and building of infrastructure.

At the same time, recreational activities will be developed, in particular through training and the creation of favorable conditions for the emergence of a leisure industry.

II.3.1.2.4 Small and Medium Enterprises, Small and Medium Industries (SME/SMI)

The industrial sector is underdeveloped and facing difficulties because of the high cost of production factors and resources (energy, transport, telecommunications, and inputs that are for the most part imported), the small size of the domestic market, and the low diversification of production.

The most promising agribusiness will have to be given close attention, to render it buoyant and provide it with suitable technology for processing agricultural raw materials and satisfying strong domestic demand. In any case, it will be up to the state to create conditions and adopt incentives that will enable the private sector to establish processing units for agricultural surpluses and ensure the fair trade of products. The state will ensure that the rules of good conduct in the matter are respected. It is therefore necessary to reorganize the sector, promote SME/SMIs, improve the business environment, and connect the food industry with rural producers in a partnership approach that is profitable to all. In short, what is required is the development of the production-processing-marketing value chain.

The new guidelines will be geared toward the development of a network of SMEs, given the capacity of these companies in terms of innovation, value creation, and rapid adaptation to international competition. For this, a much more favorable climate for SMEs will be necessary, through (i) continuation of reforms in electricity, oil, water, and telecommunications, (ii) simplification of procedures for setting up businesses and carrying out investment, (iii) strengthening of effectiveness of support programs for the private sector, (iv) fighting fraud, unfair competition, and corruption, (v) strengthening of the legal framework for business, particularly by strengthening the commercial courts, and (vi) development of appropriate business areas. Furthermore, the adequate funding of SME/SMIs remains a subject of reflection for the government. SME/SMIs should, however, organize themselves in groups, for better integration into production and distribution networks.

II.3.1.3 Development of support structures

Concerning infrastructure, priority will be given to supporting the production system. The pro-poor growth approach will be used by labor-based work (high intensity of labor). This approach will not only help with building infrastructure, but also promoting higher incomes of the poor, during both construction and use of such infrastructure.

Thus, emphasis will be placed on the following priority areas: (i) hydro-agricultural infrastructure, (ii) transportation infrastructure to make inaccessible areas accessible during all seasons, (iii) infrastructure to increase productivity in all sectors and promote market expansion beyond the borders, (iv) energy infrastructure to reduce costs of production and allow better access to modern energy services (v) real estate development and urbanization, (vi) promotion of support institutions, and (vii) commercial and marketing infrastructure.

II.3.1.3.1 Hydro-agricultural and pastoral infrastructure

The country has enormous potential for the development of lowlands and irrigation. The practice of irrigated agriculture and the cultivation of out-of-season crops have provided proof over the recent years. The government's objective is to increase the contribution of these crops by 50 percent by 2015. From this perspective, a sustained effort will be made to create hydro-agricultural infrastructure (large- and small-scale irrigation). The pace of creation of dams for small-scale irrigation will be accelerated to expand production areas.

The intensification of animal production also requires the establishment of water points, grazing areas, and access roads to encourage sedentary livestock and increase its contribution to growth.

II.3.1.3.2 Transport and logistics

Transportation costs remain high in Burkina Faso, hampering the competitiveness of the economy. These high transaction costs discourage economic operators and hinder investment and growth. Opportunity costs for the economy are also very high, because the current logistics system cannot properly develop the services needed to diversify the economy.

During the coming years, the state will develop carriers capable of working in partnership with international logistics companies to raise Burkina Faso up to international standards. This will be done by developing a hub, combining road, rail, and air transport. The government will continue development of roads and construction of the Donsin airport and rehabilitation and construction of railways. Economic development agencies, such as the Burkinabe Shippers Council and the Chamber of Commerce and Industry of Burkina Faso, will have a positive role to play in improving the transport and logistics chain.

Furthermore, the government will continue its opening-up policy through the development of road infrastructure. To do this, emphasis will be placed on the construction and rehabilitation of roads throughout the country and the development of rural roads to facilitate transportation of people and goods, as well as the sale of products.

II.3.1.3.3 Information and communication technologies (ICT)

Besides its importance for the development of activities in all sectors, ICT is an important growth vector. In this sector, the country has made impressive progress. The state has an infrastructure development strategy aimed at making ICT a powerful lever for development, through a program it has set up to promote digital technology in all sectors.

In the coming years, the focus will be on consolidating achievements, while developing new programs and innovative projects for building the information society, through

- creation of an enabling legal and institutional environment in the telecom/ICT field;
- creation of a technological and infrastructural environment conducive to telecom/ICT;
- support for the implementation of sectoral e-strategies;
- communication, training, research, and capacity-building activities in telecom/ICT promotion of activities dedicated to the digital system (computer assembly and other network equipment, maintenance and production equipment, and sale of software, etc.). This platform could welcome foreign companies into joint ventures and enable Burkina Faso to excel in this area in the subregion;
- promotion of access to modern postal services throughout the territory.

II.3.1.3.4 Energy

The overall situation of energy in Burkina Faso is characterized by a predominance of thermal power (88 percent) in the overall supply of electricity, a total dependence on petroleum products, very low development of renewable energies, a low coverage of electricity needs, and low output by energy consuming equipment. All these factors increase costs and burden the competitiveness of the economy. Meeting the challenge of accelerated growth and sustainable development will require a permanent supply of electricity at low cost.

To lower the cost of electricity, the government will have to (i) establish an institutional framework and regulatory and tax measures that can mobilize actors and raise resources, (ii) secure the country's supply and reduce energy costs, (iii) open up rural areas by expanding networks and pre-electrification and attain a national electrification rate of 60 percent by 2015, (iv) mobilize and develop the national energy potential and (v) improve energy efficiency.

This strategy will pay particular attention to the development of renewable energies, in particular solar energy, the development of interconnection with countries of the subregion and the promotion of cooperation.

II.3.1.3.5 Urbanization

Urban development contributes substantially to economic growth. The desire to make Burkina Faso's cities economic and growth hubs has resulted in the adoption of the national policy on housing and urban development (PNH DU) which will become operational through a ten-year action plan during 2009–2018.

The government will therefore work to establish an efficient urban system, with the objective of increasing the urbanization rate to 29 percent in 2015. The economic functions of cities will be strengthened. The cities of Ouagadougou and Bobo-Dioulasso will enjoy special treatment to make them real cities in the subregion. The government also will adopt a land tenure framework law to better manage urban land.

Real estate development will be enhanced as part of the revitalization of the housing sector while maintaining its social component. Also, in the construction of housing, particular attention will be paid to controlling costs, in accordance with the appropriate mechanisms. Special measures will be taken to improve access to urban services and the upgrading of squatter areas and the rehabilitation of older settlements. The state will set up appropriate structures to develop urban planning as support to councils. Finally, public facilities for grassroots activities will be promoted, according to a grid of community facilities to be developed by the relevant ministerial services.

II.3.1.3.6 Support institutions

The next five years will be marked by the establishment of an institutional environment conducive to the financing and support of development. This environment will have to rely on the following institutions and structures: (i) financial support institutions (banks and insurance companies, microfinance institutions), (ii) technical support structures (support/counseling), (iii) promotion structures (investment and export promotion), (iv) service or resource centers, (v) training facilities, and (v) quality control, outreach, appropriate technologies structures, etc. Furthermore, the government will work on the emergence, of new professions in the private sector, such as salesmen in charge of delivering orders to businesses and corporate auditors.

Regarding the financial sector, the government has adopted the strategy for the development of the financial sector, with an action plan. The plan intends to strengthen monetary policies, to increase the efficiency of the banking system by improving financial intermediation and access to finance. The big challenge will be the promotion of a diverse range of financial services that addresses the risks of agricultural development and the microbusiness fabric. To enable the banking and financial system to play a more active role in achieving strong and sustainable growth in the coming years, the following key guidelines will be followed:

- improve the legal and judicial framework of the financial sector to ensure compliance with financial contracts, the token of security for private investments;
- pursue the goal of extension of banking services by 20 percent by 2015, through the merger of banking services and development of loyalty and security schemes for bank deposits;
- promote new financing instruments and tools to encourage the creation and development of SMEs and microenterprises in rural areas and towns;
- set up support structures to assist future developers to prepare their loan files, support their loan applications to banks, and help them monitor investment projects and provide advice;
- encourage the establishment of merchant or specialist banks (housing, processing industries/handicraft, export, etc.), to develop certain priority sectors such as rural development, diversification of the industrial fabric, export, habitat, etc.

High priority will be given to the development of microfinance as a lever for action to support the poor's productive activities (agriculture and informal activities in urban areas) through the implementation of the national action plan

for microfinance.

Besides the above priority actions, the government will develop warehouses in major production areas. It also plans to develop logistics and multimodal platforms (particularly in Ouagadougou and Bobo-Dioulasso), to support the export of products (preferably near airports) and to strengthen the dry port of Bobo-Dioulasso and create a dry port in Ouagadougou.

II.3.1.4 Promotion of economic integration and foreign trade

The current globalization process offers, thanks to foreign trade, access to a wide range of goods, services, technologies, and knowledge. However, the highly demanding global market requires states, especially developing ones, to create large economic blocs to tackle the world market collectively. From this perspective, Burkina Faso needs to actively promote economic integration and foreign trade, to exploit the opportunities they offer. To this end, the strategy will seek to

- support regional and subregional solidarity by participating in the development of transnational infrastructure, and contribute to the functioning of institutions of integration and especially to the promotion of peace, security, and sociopolitical stability in the subregion and region. To this end, it will be necessary to (i) support the construction of transborder social and economic infrastructure and amenities and (ii) ensure effective subregional economic solidarity mechanisms (community levy, economic program, etc.).
- ensure compliance with the standards of integration, by continuing and strengthening efforts to meet commitments on the harmonization of policies. It will also have to bring its peers to engage decisively and effectively in building an economic subregional space that is sustainable as a framework for the development of national economies. To this end, Burkina will be expected to (i) promote and respect the concerted measures to facilitate trade and payments, (ii) develop national productive capacity and exchange to make the most of regional integration, (iii) ensure compliance with the standards of convergence in terms of indicators and policies and (iv) ensure compliance with community principles of free movement of goods, persons, and capital, and the right of establishment within the subregion;
- open up to the rest of the world, by seizing the opportunities offered by regional integration. To this end, the main directions will be as follows: (i) open up prudently and gradually and (ii) implement a strategy to conquer the international market through a phased approach, based on the industrial development of primary products and respect of the standard norms of quality (labeling);
- use the natural comparative advantages of the country to develop sectors with potential comparative advantages, by implementing the policy on the promotion of trade, industry, and crafts.

II.3.2 AXIS 2: CONSOLIDATION OF HUMAN CAPITAL AND PROMOTION OF SOCIAL PROTECTION

During the past, significant progress has been made with regard to human capital development and social protection. This dimension remains vital to the country that is initiating a turning point in its development to rank among emerging and prosperous nations. The government therefore intends to focus on increasing income and employment, developing technical and vocational education, teaching, health (especially women's health), social protection, and access to modern energy services.

II.3.2.1 Employment and income growth

The strong determination of the government to fight poverty is aimed at job creation to increase incomes and to improve the living conditions of the population, especially by implementing the national policy on employment and youth.

During the implementation phase of SCADD, the government will strive to

- strengthen the contributions of macroeconomic and sectoral policies to create jobs and improve their quality (decent work);

- strengthen the dynamics of job creation by using specific instruments that stimulate employment and improve quality;
- improve employability, by promoting, on the one hand, access to employment through vocational training and, on the other, the match between training and actual labor market needs;
- improve the organization and functioning of the labor market, to better manage it and make it play a more effective role in access to employment;
- strengthen support structures for entrepreneurship, particularly in terms of advisory support and financing;
- create an environment conducive to boosting youth potential and increasing their professional skills and aptitudes to work efficiently and effectively;
- establish a mechanism to curb the migration crisis;
- encourage the investment of youth in agriculture.

II.3.2.2 Technical and vocational education, teaching, and training

Education and training contribute to improving the quality of human resources, a prerequisite for building an emerging economy. They also help eliminate social and cultural constraints, predispose recipients to a change in behavior, and increase their commitment to development ambitions.

The government's option, for the coming years, will be to implement a bold policy on human resource development. In education, it will have to address overcrowded classrooms, teachers, gender disparities, technical and vocational education and training, and schools and universities, to promote this strategic area throughout the national territory.

The broad guidelines adopted include:

- increasing the provision of education and training, particularly at the level of higher education, increasing student intake, increasing training capacity in promising sectors and meeting needs in scientific and technological equipment;
- improving the quality of education to address failure in schools at all levels, diversifying the types of courses, developing the school to become a school in line with the development of ICT;
- developing the university degrees system, based on the BMD (Bachelor-Master-Doctorate) system;
- continuing creation of universities in the regions and making them centers of excellence;
- strengthening university research, particularly by increasing budgetary allocations; strengthening basic vocational training to meet the needs of the economy for skills and qualifications;
- building bridges between education and training systems;
- implementing a simple control system;
- making qualified teachers available in all classes;
- improving pupil-teacher ratios.

Furthermore, pre-school will receive greater attention than before (increased budget allocations), given its role in preparing children to take ownership of the instruments of knowledge. Concerning primary education, appropriate strategies will be initiated to achieve good quality universal primary education by 2015. Regarding literacy education, the government will endeavor to implement its strategy to accelerate the achievement of MDGs. Overall, the education and training system will eventually be able to contribute to improving the production system as a whole and promote democracy.

To mark its commitment to support technical and vocational training, the government has developed a national policy on vocational and technical education and training (PN/TVET) and an initial implementation action plan covering 2011–2015.

The national policy on vocational and technical education and training assigned itself the mission to contribute to achieving the government's vision to make Burkina Faso an emerging country. Its implementation will help to provide the country with sufficient and available "qualified expertise in all trades that could enhance the economic potential of the country" and "a critical mass of middle level and high level skills to stimulate economic growth and reduce poverty".

To achieve this, the main thrusts will be on

- implementing a variety of public and private courses and programs for developing skills, targeted to specific audiences and taking into account the multiplicity and complexity of socioeconomic situations;
- moving from the logic of providing training to that of demand for training, by implementing the skill-based training approach (APC) in partnership with the professional organizations concerned;
- implementing mechanisms to support employment and self-employment, in line with the employment promotion policy (learning fund, support to microcredit facilities, installation assistance, and creation of business incubators);
- establishing frameworks or national systems for recognizing skills acquired formally, non-formally and informally;
- undertaking the relevant activities to upgrade professionals in the craft and industrial sector, who may accompany youth to be trained, in accordance with the policy on the promotion of the private sector;
- contributing to the training of a sufficient number of rural producers on the one hand, and engineers and technicians, on the other, in accordance with the rural development policy;
- establishing a sustainable and durable funding mechanism through public/private/PTF co-financing partnerships.

II.3.2.3 Health and nutrition

The next five years will be strengthened by reinforcing learning and developing effective strategies based on highly effective measures to attain the MDGs. These strategies will build on existing ones to contribute to cross-cutting measures to fight malaria, diseases targeted by expanded immunization programs, malnutrition, chronic diseases, HIV, AIDS, and tuberculosis.

Furthermore, the goal will be to strengthen the health system to enable it to obtain the best results possible from investments in health. To do this, the government will seek to implement its health system reform program. The main guidelines for the next few years are summarized as follows:

- developing community-based integrated health services and human resources for health;
- increasing the provision of health services, particularly in rural areas, taking into account private providers;
- improving the quality of health services and the image of health services;
- fighting transmissible and nontransmissible diseases, neglected tropical diseases, emerging and

reemerging diseases;

- implementing the Strategic Framework for the Fight against HIV, AIDS and STIs;
- capacity building of national drug production, taking into account traditional medicine;
- promoting mother and child care;
- strengthening the national health information system, including research;
- funding health to create conditions conducive to the reform of the health system;
- strengthening and improving the maintenance of medical-technical equipment.

Furthermore, initiatives will be undertaken to improve financial accessibility to health care for vulnerable groups. The main axes are

- to support the initiatives for free service with a legal and regulatory framework;
- to accompany the service policies with capacity building measures (human resources, medical equipment, staff motivation, etc.).

Finally, in order to reduce hunger and disease owing to nutritional deficiencies, priority will be given to food security. Thus it will be necessary to create conditions for sustainable food security by

- increasing the level of domestic food production and value added; strengthening market capacities to allow people access to food;
- improving the economic and nutrition conditions of the poor and vulnerable groups;
- strengthening the mechanism for preventing and managing economic crises in line with the construction of structural food security;
- building capacity of stakeholders and promoting good governance of food security.

II.3.2.4 Drinking water and sanitation

The implementation of the various reforms set by the national drinking water supply and sanitation program (PN-AEPA) will be intensified to improve access by the population to drinking water and sanitation. The main guidelines of the government will be as follows:

- ensure the overall funding of the PN-AEPA, through the implementation of a strategy to mobilize additional financing; enhance the absorptive capacity of the sector through the implementation of a training plan for councils, the consolidation of small and medium enterprises and the widespread reform of the management of drinking water supply facilities in rural and semiurban areas;
- accelerate the construction of WSS infrastructure by integrating into council development plans, water supply and sanitation, the construction of new water fountains, water towers, private connections, and construction of public latrines;
- involve councils in the implementation of the PN-AEPA and improve its monitoring and evaluation mechanism;
- stimulate demand for improved sanitation in rural areas by disseminating the information, education, and communication tools on drinking water and sanitation.

II.3.2.5 Promotion of social protection

The implementation of a coherent social protection strategy helps to address the basic needs of the population by

ensuring universal access to basic social services. It helps to better manage economic risks that lead to a decrease or loss of income or work tools and to cope well with shocks and economic crises. The government intends to develop and implement a national policy on social protection based on the consolidation of the community solidarity fabric. The development of such a policy framework will help to address the issue and identify the relevant safety net and social insurance programs for better management of target populations. This should serve as a guidance and coordination framework for interventions in this area.

In any case, the government will give prominence to the following priority actions:

- review the coverage, impact, cost, and targeting of existing programs to consolidate and strengthen the various systems in place;
- build a social floor to achieve universal access to cash transfers and basic social services;
- organize a national consultation with all stakeholders on the issue of social protection and better mechanisms for national solidarity to produce a clear new policy with a temporal vision to promote viable and sustainable systems;
- adopt and implement a national mechanism for social protection;
- develop national solidarity financial mechanisms and facilities through a national fund. This facility will be used primarily to assist vulnerable groups and sociospecific groups in case of an emergency or disaster;
- establish a special scheme for the poorest (indigents);
- establish a national health insurance scheme;
- ensure access of the poor to basic social services;
- establish a better targeted income redistribution policy by using social safety net techniques for the poor or for people vulnerable to poverty and shocks.

II.3.2.6 Access to modern energy services

To promote access to energy services for the greatest number of people and improve their productive capacity, particular attention will be paid to rural areas where rates of access to energy are generally very low, less than 1 percent. The approach is based on the logic of impact, with communities having high economic dynamism and influence extending beyond their own territories taken as the gateway.

In terms of access to modern energy services, the work here will be to (i) connect most of the population to the electric network, (ii) install power stations in major centers outside the network, (iii) develop multifunctional platforms with small networks providing access to energy for sparsely populated communities, and (iv) use the photo-voltaic system for people in low-density areas.

II.3.3 AXIS 3: STRENGTHENING GOVERNANCE

II.3.3.1 Strengthening of economic governance

II.3.3.1.1 Strengthening the capacities for steering and managing the economy

II.3.3.1.1.1 Steering capabilities

The country is in the process of taking ownership of the results of the "Burkina 2025" strategic study. A national economic forecasting monitoring unit was created to propose any measures likely to foster the emergence of a more favorable scenario or, failing this, measures to prevent any drift that could lead to a less optimistic scenario. The integrated framework of this study was completed by taking into account the dimensions of "Planning" and "Population". Indeed, the National Population Policy (PNP) has been revised to take into account institutional developments and the need for better management of demographic transition. The National Scheme for Regional Planning (SNAT) is also being developed.

As concerns the strengthening of capacities of development monitoring, the government's priority actions will consist of

- using a forward-looking approach to identify sectoral and thematic problems to better understand and develop endogenous capabilities for anticipation, particularly in the areas of education, given its weight in the determination of the human development index, and mines, for their current expansion and remaining potential;
- implementing effectively the communication plan for economic forecasting;
- rendering operational "Burkina 2025" in population and regional planning.

II.3.3.1.1.2 Management of the economy

➤ Operational management

Concerning operational planning, the government has clearly opted over the past five years to provide each ministry with a policy or sector strategy to implement full program budgeting. Thus, a guide for developing sectoral policies has been developed. Some ministries have received support for the formulation of their policy. Over the next few years, the trend will be to

- continue this support to provide all ministries with sector policies;
- systematize the program budget in all ministries.

➤ Day-to-day management

In recent years the government has been working to promote the culture of results-oriented management. It intends to continue this momentum during the next few years. To do this, it will see to

- the participation, consultation, and involvement of all stakeholders in its work;
- the implementation of technical, legal, and regulatory frameworks, particularly plans and programs, procedures, regulations, and standards of modern and efficient management;
- the streamlining of decision making: monitoring decisions, adoption of efficient organizational forms, development of centers of excellence, partnership with other stakeholders, accountability, and implementation of an efficient management system;
- the evaluation, monitoring, rendering of accounts at all levels: development of appropriate tools (audit, dashboards, observatory, control);
- the further strengthening of the results-oriented management (MOR) of public enterprises with the creation of the Inter-ministerial Committee for selecting candidates for the post of director general of public institutions and companies with state majority shares. Henceforth, appointments to such positions will take place following a selection procedure, accompanied by a performance contract;
- the streamlining of project and program management units.

Furthermore, the current management of the economy will be further characterized in the coming years by a rigorous and transparent management of public resources, and by the pursuit of efficiency in the use of official development assistance (ODA).

II.3.3.1.2 Control of public finances, the fight against corruption, fraud, and forgery

The objective is to promote the values of discipline, probity, transparency, and efficiency in managing public affairs. This should result in improved management of public finances; the fight against fraud, forgery, and corruption; and better monitoring of the recommendations of inspection bodies.

➤ Administrative control

In terms of internal control, the government intends to continue the momentum by developing (i) control of management or monitoring (taking stock of the progress of activities and the rendering of accounts, examining the progress of activities, and taking appropriate action) (ii) audits (ensuring that the running of services is in keeping with the rules and procedures), and (iii) inspections (monitoring compliance with financial and administrative procedures with the obligation to follow recommendations). To these forms of internal control will be added assessment by way of a performance audit and regularity control. The aim is to increase the number of controls by strengthening control mechanisms and instrumentation such as the development of the mercurial.

➤ External control

Judicial control and parliamentary scrutiny will be given special attention. Moreover, the option to strengthen a posteriori control will be pursued through greater use of external audits.

➤ The fight against fraud, forgery, and corruption

In light of the disastrous consequences of fraud, forgery, and corruption on the economy and public finances, the overall strategy for the fight against fraud and its action plan will be implemented. Furthermore, the government will continue its control activities: activities of technical inspectorates will be intensified. The national fund for the fight against fraud is being created and will become operational to give players the necessary resources to carry out the fight against this scourge.

I.3.3.1.3 Strengthening the coordination and effectiveness of official development assistance

The lack of coordination of the multitude of donors in the implementation of ODA is a constraint in the implementation of various projects and programs. This absence of coordination, combined with the plethora of projects and programs management units, the multitude of management procedures and weak monitoring and evaluation system, negatively affect the effectiveness of ODA.

To make ODA more effective, the government intends to continue efforts made in the implementation of the Paris Declaration on Aid Effectiveness and the Accra Agenda for Action, through PANEA. To do this, ownership of development policies will be strengthened, results-oriented management will be undertaken through reforms aimed at efficient management of projects and programs (reforms in the context of general meetings of the projects and programs, development of the function of studies and planning, improvement of monitoring-evaluation). It will also work to improve resource mobilization through the budget support mechanism to ensure greater predictability and resource allocation.

II.3.3.2 Strengthening of political governance

Accelerated growth and sustainable development are not possible without the establishment of supportive institutions, that is to say institutions guaranteeing political stability and respect for property rights and contracts to encourage individuals to invest and participate in economic life.

The implementation of various democratic reforms and the adoption of the National Policy on Good Governance

(PNBG) enabled Burkina Faso to lay the foundations for a democratic new deal and helped calm the political situation and consolidate the stability of institutions of the republic. During the coming years, it will strengthen certain values on which several other reforms and measures must be taken, in particular

- deepening the content and scope of national governance, making the separation of the three powers (executive, legislative, and judicial) more effective;
- constructing a system of responsibility and accountability in all acts of public affairs management;
- promoting a climate of trust in justice;
- ensuring the effectiveness of human rights through proactive mechanisms and institutions combining promotion and protection;
- promoting a spirit of tolerance and peace;
- establishing a shared and consensual democratic culture based on mutual values and commitments;
- strengthening state capacities and those of other stakeholders, particularly local authorities and civil society organizations;
- promoting a credible and accessible justice by accelerating the devolution of judicial administration.

II.3.3.3 Strengthening administrative governance

In administrative governance, the main directions include the construction of a development republican administration through administrative reform, via a ten-year strategy to modernize the State and the government management system (sectoral policies, program approach, procedure manuals, audit institutions, public policy evaluation, etc.).

This will inter alia include

- enhancement and strengthening of the state's human resources by establishing a strategic management of public resources and strengthening the capacities of state resources;
- development of administrative management instruments, tools, and methods, with emphasis on the quality of reception accorded to the public and the services rendered;
- placing of ICTs at the service of the administration to make it more efficient and more transparent, through a widespread access to information and the development of online public services;
- promotion of a promising decentralization for local development by creating the necessary conditions for decentralized technical services to have a modern and efficient public administration, at the service of citizens;
- improvement of service to users;
- improvement of the government information system to make it more efficient and more transparent.

II.3.3.4 Consolidation of local governance

Local and regional development is a political will that is being increasingly asserted through measures taken by the state, including the development of guidance, policy, and strategy documents, to support decentralization and to promote regional development.

From this perspective, the SCADD is a tool for articulating regional strategies with public policies and mobilizing local energy to promote accelerated growth at the national level. Thus, national options will be in synergy with local initiatives in a coherent and converging intervention framework involving the active forces of our society in

the implementation of the joint ambitions of the country.

During the coming years, this will entail (i) ensuring a successful economic decentralization (creation of genuine regional development poles), (ii) ensuring the effective transfer of powers and resources in all the areas concerned, (iii) strengthening the capacity of local authorities to manage local affairs, (iv) ensuring coherence of local activities with state policies, and (v) supporting the development and implementation of local development plans.

II.3.4 AXIS 4: TAKING INTO ACCOUNT CROSS-CUTTING PRIORITIES IN DEVELOPMENT POLICIES AND PROGRAMS

Taking into account cross-cutting issues such as gender, population, environment, and regional planning is a prerequisite for the successful implementation of the SCADD. These issues need to be constantly present at all levels of dialogue, policies, and in the formulation of policies and programs. Manuals will be developed to facilitate the implementation of this guideline.

II.3.4.1 Strengthening of programs to reduce gender inequalities

The government adopted a National Gender Policy (NGP) in 2009 with an operational plan for implementation. During the coming years, the government will seek to (i) improve access and control in an equal and fair manner, by all Burkina Faso citizens, men and women, to basic social services, (ii) promote equal rights and opportunities for women and men concerning access to and control of resources and the equitable sharing of revenues, (iii) improve equal access by men and women to decision making, (iv) promote the institutionalization of gender by integrating it into systems for planning, budgeting, and implementation of policies at all levels, (v) promote respect for human rights and the elimination of violence, (vi) promote gender for a change in behavior in favor of equality between men and women in all spheres of socioeconomic life, and (vii) develop an active partnership for gender in Burkina Faso.

II.3.4.2 Strengthening programs to control population growth

Population issues are very important in economic development. The connection between this issue and the development goals will help accelerate growth for sustainable development. The population issue will be addressed in terms of controlling population growth, capacity building of stakeholders for inclusion of demographic information into policies, development, research, and monitoring and evaluation plans and programs. As part of the implementation of SCADD, advocacy will also be conducted in the ministries and institutions concerned to take into account issues concerning them in particular. The major themes consistent with population and development are migration, urbanization, education and training, environment, drinking water, employment, health, gender, AIDS, and other issues subject of international commitments.

II.3.4.3 Management of the environment and maximum use of natural resources

Sustainable development needs to articulate the elements related to the standard of living, living conditions, and the living environment. This requirement must bring all stakeholders to review their mode of action, by adhering to the principle of sustainability.

The SCADD should allow for continued efforts to mobilize natural resources as a pillar of agricultural development and control of its use, particularly through an increase in the rate of reforestation, tapping of forest resources, and protection of wildlife. During the next five years, it will strengthen programs aimed at

- curbing the degradation of natural resources and the environment;
- adapting to climate variability and climate change;
- promoting sanitation sectors;

- developing the landscape and wildlife;
- environmental governance and capacity building;
- promoting alternative energies, energy-saving techniques, and technologies;
- supporting the Poverty-Environment Initiative;
- promoting environmental education and eco-citizenship;
- supporting environmental research.

II.3.4.4 Implementation of regional planning policy

Regional planning seeks to organize the use of national space and to ensure consistency in the implementation of major infrastructure, equipment, and town projects. It also aims to provide local governments with a repository framework for developing policies, strategies, and development plans. During the coming years, the government will finalize the national and regional development and the sectoral schemes. It will develop the methodological tools and performance contracts for regional and local development, and for regulating the relationship between local authorities and the state. Finally, emphasis will be placed on the promotion of local initiatives, through the organization of local actors around promising activities, under the guidance of the National Scheme for Regional Planning SNAT.

II.3.4.5 Capacity building

Achieving the accelerated growth and sustainable development goals will require the implementation of the National Policy on Capacity Building (PNRC). In this context, the government will

- strengthen the capacities of public administrations and institutions in the formulation, implementation, monitoring, and evaluation of public policies, and the improvement of dialogue and consultation;
- optimize the use of available human resources, reform and synergize development structures and actors in the field;
- promote better conditions for successful capacity building;
- create the sociocultural conditions for strengthening competitive entrepreneurial capacity;
- strengthen the technical and management capacities of the informal sector by adapting training to its needs;
- strengthen know-how and the acquisition of new skills and new behaviors to improve the productivity of microenterprises in the informal sector.

II.3.4.6 Economic intelligence

The state plans to promote economic intelligence to have relevant information for understanding and anticipating the national and international economic situation, and identifying opportunities for access to new markets through innovation and creativity.

In 2011–2015, the poles of economic intelligence for the administration and the private sector will center respectively on public services and employers.

To consolidate its economic function of authorizing and regulating political and social life, the state intends to promote (i) business and technological intelligence, (ii) the management of industrial property, (iii) the protection of knowledge and economic security, and (iv) the management and use of knowledge and information. This will enable the government to have adequate tools for predicting and anticipating the future. The areas to be given preference particularly concern science and the industrial, technological, and medical production processes.

III. IMPLEMENTATION STRATEGY

The strategy that Burkina Faso intends to implement is based on a harmonious relationship between measures organized around four themes that are complementary to boost growth and reduce poverty. Indeed, achieving the desired growth acceleration requires, in particular, a transformation of the productive sector, improvements of human capital, and a favorable institutional environment. To achieve this, it will be necessary to define the conditions for accelerating growth, the financing scheme, and the modalities of implementation.

III.1 GROWTH ACCELERATION PREREQUISITES

The evaluation of the implementation of the PRSP, during the past decade, has highlighted the importance of reforms and efforts to improve the performance of the economy and consolidate social gains. However, the economy's vulnerability to external shocks and the highly variable growth trend have emerged as key issues that need to be addressed during the next five years. The realization of this approach requires the adoption of strategies aimed at consolidating the economy's fundamentals. Similarly, this approach requires improving the productivity of investment (especially public) and the strengthening of mechanisms, structures, and incentives for the private sector.

Last, it requires ensuring adequate financing of the economy through the mobilization of appropriate resources from technical and financial partners, the private sector, and the financial market.

The chosen approach to strengthen the fundamentals of the economy and accelerate economic growth is dependent on macroeconomic stability, strength of the external position and debt policy, and improvement of the business climate.

III.1.1 STABILIZATION OF THE MACROECONOMIC FRAMEWORK

The stability of the macroeconomic framework is needed to strengthen prospects for accelerating growth and reducing poverty. It will be necessary, therefore, to ensure the sustainability of public finances and strengthen the external position and debt sustainability during 2011–2015.

The sustainability of public finances requires increased revenue, public expenditure control, and better resource allocation, to reduce deficits. In addition, the prudent management of public finances, the reduction of cash flow pressures, and avoidance of slippages that could weaken its balance, require ensuring the efficiency and capacity of expenditure and procurement circuits, improving procedures for budget execution, and monitoring cash flow.

Strengthening the external position involves strengthening exports, gold and cotton, and diversifying export commodities. All of these are the prerequisites for reducing the vulnerability of the economy and accelerating growth.

Regarding external debt, the country's debt policy and strategy should remain cautious while giving priority to concessional loans. Furthermore, increased computerization, training of debt management executives, improvement of database quality and the establishment of an integrated external funding management system should strengthen the capacity for managing the country's external debt.

III.1.2 STRUCTURAL REFORMS AND IMPROVEMENT OF THE BUSINESS CLIMATE

Structural reforms and improving the business climate are necessary for accelerated growth.

Regarding structural reforms, the government should

- modernize public administration to strengthen the wage policy and the quality of administrative services;
- implement the strategy for the development of the financial sector;

- reform and consolidate sectors, particularly the restructuring of the cotton sector (financing of inputs and smoothing funding mechanism).

Improving the business climate will involve

- elimination of bottlenecks in land tenure, by improving the corresponding legal and regulatory frameworks;
- consolidation of achievements in simplifying administrative procedures and reducing their cost;
- adaptation and modernization of the support and advisory capacities of state structures and the instruments for promoting private investment;
- accompanying of institutional, technical, and financial changes in the informal sector;
- development of domestic private capital;
- operationalization of commercial courts, especially those of Ouagadougou and Bobo-Dioulasso;
- establishment of a one-stop window for foreign trade;
- operationalization of the National Agency for Investment Promotion .

III.2 ACCELERATED GROWTH SCHEME

The SCADD aims at a strong and sustained growth during 2011–2015. In 2011, the growth rate is expected to be 8.5 percent and should grow to 10.8 percent in 2015.

This growth will be the result of the evolution of: (i) the real sector, (ii) prices, (iii) domestic demand, (iv) the external account, (v) credit, and (vi) public finance.

III.2.1 EVOLUTION OF THE REAL SECTOR

Growth will be fueled in particular by good performance of the agricultural, livestock, and mining sectors as well as the buoyancy of the services sector, through the modernization of production, improvement of the competitiveness and productivity of the economy, and the diversification of activities.

In the primary sector, improving yields and productivity will lead to an average growth of value added by 10.7 percent, thanks to a good rainfall and especially to the strengthening of strategies on (i) water control, (ii) subsidies for agricultural inputs, (iii) technical supervision of producers, (iv) support to agricultural research for the development and introduction of adapted varieties, and (v) access of producers to agricultural mechanization and credit.

In the livestock subsector, average growth will increase to 4 percent between 2011 and 2015. This increase will be attributable to genetic improvement through artificial insemination and the start of actions such as (i) launching of the manufacturing plant for animal feed, (ii) construction of two large dairies in Ouagadougou and Bobo-Dioulasso, and (iii) creation of a company for the production of "day-old chicks" to improve egg production.

In the secondary sector, the favorable trend of world prices for mining products such as gold, zinc, copper, and manganese, combined with the industries' production, will result in an 11.8 percent increase in the average

annual value added. This increase will be attributable to the extractive industries and the buoyancy of the construction subsector.

The tertiary sector will experience an annual growth rate of 12.5 percent. This development will be supported by the expected buoyancy of market services and mainly will be driven by trade, financial services, and ICTs, as well as by tourism, culture, and related activities boosted by strengthening of the reputation of the tourist destination Burkina Faso. Table No. 7 shows the expected trend of growth in the sectors and GDP.

Table 7: Expected Growth Trend in the Sectors and GDP

Years	2010	2011	2012	2013	2014	2015
	Proj.	Proj.	Proj.	Proj.	Proj.	Proj.
Primary sector	4.3	5.5	7.5	12.5	13.2	14.7
Secondary sector	11	11.3	11.7	11.9	12.1	12.2
Tertiary sector	5.2	8.7	9.7	13.6	14.5	15.6
Real growth rate	5.2	8.5	9.8	10.4	10.7	10.8

Source: IAP October 2010.

III.2.2 PRICE EVOLUTION

Good agricultural production, coupled with measures by the government to regulate and control the price margins of basic consumer products, will help keep inflation below the WAEMU community norm. Thus, the average inflation rate will be about 2.9 percent, supported also by the expected stability of the price of a barrel of oil and the dollar. Controlling inflation will encourage investment and consumption, thus contributing to faster growth.

III.2.3 DOMESTIC DEMAND TREND

The average growth of 10.04 percent of GDP will be driven mainly by private investments, which will grow at an average annual rate of 17.5 percent, and by private final consumption, whose contribution to growth will average 2.52 percentage points.

III.2.4 4 EVOLUTION OF THE MONEY AND CREDIT SECTOR

Credit to the economy will progress positively during SCADD implementation to accommodate the expected level of economic activity. Indeed, the outstanding credit to the private sector would average CFA francs 1 040 billion

per year. It is expected to increase by 10.6 percent on average, per year, which will allow the country to finance investments to stimulate growth.

III.2.5 TRENDS IN PUBLIC FINANCE

In public finance, efforts to enhance the mobilization of fiscal potential and external financing, combined with actions to restrain public spending will help contain the basic fiscal deficit at 4 percent of GDP on average. Based on the assumption of good economic performance, the projected financial operations of the state are expected to move toward the WAEMU convergence norms. Indeed, total revenues and grants will increase on average by 13.18 percent. The tax revenue-to-GDP ratio will rise from 11.6 percent on average during 2000–2010 to 15.7 percent between 2011 and 2015.

The implementation of various programs under the SCADD will result in a sustained increase in total overall expenditure, especially capital spending, which will rise on average by 14 percent a year during the period. The development and investment program would lead to a significant surge in operating expenses. However, the policy to rationalize public expenditure will help control the increase in current expenditure, which, with an average annual growth of 7 percent, will grow less rapidly than resources. Overall, expenditure and net lending will represent about 23 percent of nominal GDP. All of these will provide more fiscal space for the financing of public investments needed to accelerate growth.

III.2.6 EVOLUTION OF THE EXTERNAL ACCOUNT

Increased exports will help to contain the trade deficit on average at around 4.8 percent of GDP compared to 7.2 percent in 2010. This development will come mainly from increases in exports of cotton fiber, nonmonetary gold, and livestock products and other agricultural products. Besides the expected buoyancy of the traditional export sectors, cotton and especially nonmonetary gold, this improvement will also depend on the prospects for diversification of the basis of exportable products.

Import demand will also increase during the period, to provide the country with the necessary energy (petroleum products, electricity, etc.) and satisfy needs for capital goods.

III.3 FUNDING SCHEME

The results of the macroeconomic and budget frameworks show a budget and an estimated funding plan that should support accelerated growth and sustainable development. During 2011–2015, the targeted average annual growth rate will be 10.04 percent.

The overall cost of implementation of the strategy is estimated at CFAF 7,496.2 billion (excluding debt service charges), or an average annual cost of CFAF 1,499.24 billion compared to an average domestic annual financing capacity of CFAF 949.48 billion.

The overall cost of investments stands at CFAF 4,238.5 billion (56.5 percent), or CFA F 847.7 billion per year during 2011–2015. Operating expenses have been estimated at CFAF 3,258.7 billion or CFAF 651.54 billion per year, representing 43.5 percent of the cost of financing the SCADD.

The funding of the strategy will be covered 63.3 percent by the budget's domestic resources and 34.5 percent by external resources. This shows an additional gap estimated at 2.2 percent of the overall cost of the strategy. This gap will be covered by the mobilization of domestic and subregional savings including that of Burkinabè emigrants, through the issuance of government securities (bonds) and the mechanism of public–private partnerships.

Table 8: SCADD Estimated Funding Scheme for 2011–2015 (in CFAF billion)

TITLE	2011	2012	2013	2014	2015	TOTAL	MOY
Program cost excluding debt, including net loans (A)	1 223.60	1 379.90	1 470.50	1 610.70	1 811.50	7 496.20	1 499.24
Operating expenses	585.2	619.2	643.1	677.5	732.7	3 257.70	651.54
Capital expenditure	638.4	760.7	827.4	933.2	1 078.80	4 238.50	847.70
<i>Including domestic resources</i>	<i>285.7</i>	<i>333.9</i>	<i>385.8</i>	<i>415.2</i>	<i>450.4</i>	<i>1 871.00</i>	<i>374.20</i>
Funding from domestic resources (B)	740	822.4	918.5	1045.30	1 221.20	4 747.40	949.48
Borrowing needs (C= B-A)	-483.60	-557.50	-552.00	-605.40	-680.30	-2 878.80	-575.76
External financing (D)	430.2	529.9	529.9	544.9	554.9	2 589.80	517.96
Investments (grants and project loans)	305.9	405.6	405.6	420.6	430.6	1968.3	393.66
Other financing (including MCA)	0	60.6	60.6	60.6	60.6	242.4	48.48
Budget support	124.3	124.3	124.3	124.3	124.3	621.5	124.30
Additional gap (C+D)	-53.40	-27.60	-22.10	-60.50	-125.40	-289.00	-57.80

Source : IAP, October 2010.

External resources will be mobilized from both traditional and emerging bilateral and multilateral partners. Regarding external financing, Burkina Faso will give preference to a prudent debt strategy by increased grants mobilization for funding social sectors, including, among others, education and health.

Public– private partnerships (PPP) will be a valuable tool for mobilizing resources to fund the promotion of growth poles and development of the agricultural, mining, infrastructure, tourism, handicraft, and industry sectors and SMEs/SMLs.

Other forms of innovative financing such as issuing treasury bills and bonds on the regional financial market will also be used.

Loans should be contracted on concessional terms and oriented toward productive sectors and infrastructure. The volume of loans should be in line with debt sustainability. Loans granted under very soft and flexible terms will be given preference in financing the strategy.

III.4 STRATEGY IMPLEMENTATION

Two main tools will be developed at the national level for monitoring and evaluating the SCADD, consistent with the process for preparing the state budget: (i) a performance matrix for implementation of the SCADD and (ii) an annual performance report on the implementation of the SCADD.

At the sectoral level, the SCADD will rely on procedures developed in each sector (ministry's department), including (i) the policy action plans/sectoral strategies with their results framework for monitoring performance at the sectoral level and, (ii) the review report at the sectoral level, which evaluates annual progress.

III.4.1 GOVERNMENT PERFORMANCE MATRIX

The government's performance matrix will be developed in parallel with the process of preparing the state budget to be used in (i) negotiations with parliament and (ii) the dialogue with technical and financial partners.

It will be developed per year (n) to cover a rolling three-year period (n +1) to (n +3) and will be annexed to the draft budget submitted to parliament for consideration and adoption.

As an instrument of negotiation with parliament and dialogue with technical and financial partners, it will include both measures for strategy reform to be taken by the government in key sectors of the SCADD and indicators for measuring progress in the implementation of the country's development policy. This matrix, which measures the government's performance, will be simple, to take into account key reform measures in a limited number (30 measures at the maximum), covering the SCADD's axis and key sectors. The indicators will also be in a limited number (30 indicators at the maximum for the government and 10 indicators at the maximum for donors).

III.4.2 ANNUAL PERFORMANCE REPORT

For the annual assessment of government performance in implementing the SCADD at year (n-1), a performance report based on the matrix will be developed and discussed at the annual review. The report validated by the government will be attached to the budget execution bill for year (n-1) for consideration by parliament. It is prepared on the basis of reports on sector reviews, particularly on SCADD priority sectors. To this end, it will be essential to develop sectoral and global reporting manuals with standard frameworks for the preparation of the various reports.

Given that the performance matrix provides impact indicators, these indicators will be evaluated every three years by an independent expert to fuel the dialogue on the effectiveness of the policies supported under the SCADD.

III.5 MONITORING AND EVALUATION STRATEGY

III.5.1 INSTITUTIONAL ARRANGEMENTS

The institutional arrangements for monitoring and evaluating the SCADD come from lessons learned from the PRSP mechanism. They highlight, on the one hand, decentralization as a promising vector for participatory development through effective communalization, which has given local authorities a key role in the implementation of the SCADD and the related sectoral policies and, on the other hand, the concern for the implementation of program budgets that will introduce a new dynamic in the planning, implementation, and evaluation of development actions, and the allocation of resources.

It will be the mechanism for coordinating and supervising the implementation of the SCADD. It includes on the one hand, the institutions responsible for fostering the frameworks for dialogue between the various development actors and, on the other hand, the structures that constitute the dialogue frameworks. In addition to these institutions and structures, there are plans for political dialogue at high levels. Their results will fuel the work of the institutional arrangements for monitoring and evaluating the SCADD.

III.5.1.1 The institutions

The institutional arrangements include the following components: (i) the Council of Ministers, (ii) the National Steering Committee of the SCADD (CNP/SCADD), (iii) the National Technical Secretariat of SCADD (STN/SCADD), (iv) Sectoral Dialogue Frameworks (CSD), and (v) Regional Consultation Frameworks (CCR).

III.5.1.1.1 Council of Ministers

The Council of Ministers is the body that lays down the guidelines for economic and social development policies. As such, it will be responsible for (i) defining the development priorities included in the SCADD for the coming years and reviewing the actions taken, (ii) deciding on the allocation of resources based on set priorities, and (iii) adopting the performance matrix and the annual performance report that are attached respectively to the draft budget and the budget execution bill for submission to parliament for consideration and adoption.

III.5.1.1.2 National Steering Committee of the SCADD

The mission of the National Steering Committee of the SCADD is to (i) supervise the implementation of the SCADD through monitoring and evaluation of measures selected in the various priority areas, (ii) give the necessary directives to the various stakeholders, particularly ministerial sectors, for the conduct of their actions and the production of the various reports needed to assess their impact, (iii) validate the annual work program and decide on studies of a general or specific character needed for furthering the elements of the strategy, and (iv) ensuring the smooth running of the entire process of monitoring and assessment of the SCADD.

The National Steering Committee of the SCADD consists of all the key development actors: the state (government and local authorities), civil society organizations (OSC), the private sector, and technical and financial partners.

III.5.1.1.3 National technical secretariat of SCADD

The National Technical Secretariat of SCADD (STN/SCADD) is the administrative and technical outreach body of the institutional arrangements for monitoring and evaluating the SCADD. It assists the National Steering Committee and other national frameworks for dialogue during their missions. The STN/SCADD is responsible for the secretariat work of the national steering committee.

III.5.1.1.4 Sectoral dialogue frameworks

Sectoral Dialogue Frameworks (CSD) are made up of arrangements for steering sectoral policies and strategies. They rely on the existing organizational arrangements and bring together all the actors in the sector (central and decentralized public entities, private sector, civil society, technical and financial partners). They supervise the implementation of sectoral policies and strategies.

They define the priority order of actions to carry out during the coming triennium, to address the major challenges facing the sector, review and adopt the results of sectoral action plans for year n-1, impact evaluation reports (produced every three years), sectoral action plans for years n +1 to n +3, and sectoral Medium Term Expenditure Frameworks (MTEF) for the same period, ensuring consistency with set priorities.

III.5.1.1.5 Regional consultation frameworks

The duties of regional frameworks for dialogue (CRD) are carried out by regional consultation frameworks (CCR). They appraise the relevance of the actions planned by local actors, their consistency with the objectives of the SCADD, and their performance.

III.5.1.2 Bodies

The institutional arrangements for monitoring and evaluating the SCADD are as follows: (i) the annual review of the SCADD, (ii) sectoral reviews, and (iii) regional reviews.

III.5.1.2.1 Annual review of SCADD

The annual review of the SCADD represents the regular session of CNP/SCADD. During this annual review,

CNP/SCADD examines and approves the draft performance reports for the year n-1, the impact evaluation report, which is produced at least every three years, and the draft performance matrix for the years n +1 to n +3. It ensures the consistency of sectoral breakdown of MTEF budgets for year n +1 with the priorities set for the sectors. The priorities included in the performance matrix are the repository for developing the MTEF of year n +2.

III.5.1.2.2 Sectoral reviews

Sector reviews represent CSD sessions. They are held twice a year and their reports are used for the annual review of the SCADD. They include a mid-term sectoral review and an annual sectoral review.

During the mid-term sectoral review, the CSD examines the mid-term results of year n, the actions to correct weaknesses in the implementation of the action plan, and sets priorities for the next three years.

During the annual sectoral review, the CSD examines in particular and in detail the results of the sectoral action plan for year n-1, the impact evaluation report produced at least every three years, the sectoral action plans for years n +1 to n +3, and the sectoral MTEF for the same period.

Sector reviews should incorporate the issues of aid effectiveness.

III.5.1.2.3 Regional reviews

CCR sessions are regional reviews. They are used to validate the actions of regional development plans consistent with SCADD priorities and take stock of their implementation. Like the sectoral reviews, at least two sessions are held during the year and their validated reports are used for the annual review of the SCADD.

During the mid-term session, the CCR reviews the mid-term achievements of year n, the actions to correct weaknesses in the implementation of regional action plan, and sets priorities for the regional action plan for the next three years.

The CCR, during its annual session, reviews the results of the regional action plan for year n-1, the impact evaluation report produced at least every three years, and the regional action plan for years n + 1 to n +3.

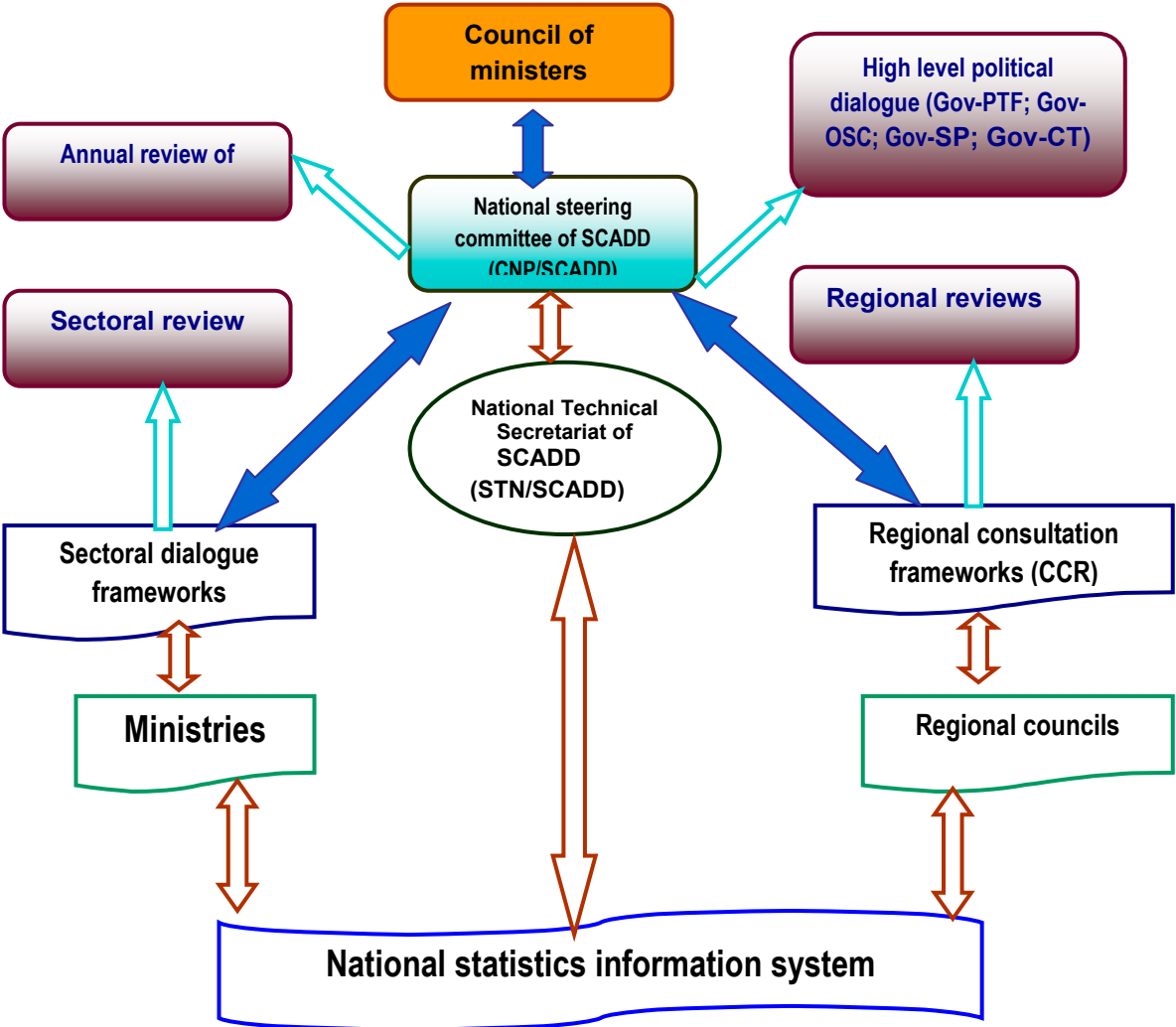
III.5.1.3 High-level political dialogues

High-level political dialogues are annual frameworks for consultation between the government and other development partners. They are advisory in nature and include, in particular, meetings between (i) the government and the private sector, (ii) the government and civil society organizations, (iii) the government and the local government, and (iv) the government and technical and financial partners.

They are chaired by the prime minister, assisted by members of government concerned with the topics on the agenda. They operate in accordance with their respective creative texts.

The diagram below illustrates the institutional arrangements for the implementation of the SCADD.

Institutional arrangements for implementation of SCADD



SP= Private sector, CT=Local authorities

III.5.2 CONSOLIDATION OF EXISTING MONITORING AND EVALUATION SYSTEMS

In light of the means needed, the state alone cannot adequately implement the SCADD. It will therefore proceed by means of an active multistakeholder partnership. Those to be involved will be companies, universities and training centers, the government, local governments, the private sector, financing institutions, and the population. This will entail boosting cooperation between these actors on innovative projects that create value added for members of the value chains.

This strategy is also an opportunity to upscale decentralization by making local authorities responsible for matters under their competence and within their reach. It would also be necessary to further specify the division of roles between the state, the private sector, and civil society under the leadership of the state. It would be necessary to establish the conditions for broad participation of the population, as the SCADD is an opportunity to create a real development dynamic in which producers improve their productivity and share in the benefits of growth.

Improving the production of information will be continued by consolidating and strengthening existing surveys and information from the day-to-day management of government services, such as those produced by the Ministry of Basic and Literacy Education, the Ministry of Health, the Ministry of Youth and Employment, the Ministry of Territorial Administration and Decentralization, the Ministry of Agriculture, Water and Fishery Resources, etc. .

Efforts will also aim at identifying and carrying out new surveys that can improve knowledge of the priority areas of the SCADD. All these actions for generating information will be channeled through a minimum statistics program necessary for accelerating growth and sustainable development. Furthermore, implementation and impact evaluation indicators will become increasingly important over the coming years. That is why a service will be specifically designated to coordinate the work necessary for

- ensuring the availability and reliability of the identified indicators;
- developing new indicators needed for extending the monitoring and evaluation of results to all the axes of the strategy.

III.5.3 DEVELOPMENT OF THE PRODUCTION OF INFORMATION NEEDED FOR DETERMINING STRATEGY CHOICES AND MONITORING PROGRAMS

In addition to aspects related to the organization of information production and specific actions for implementation and impact indicators, priority will be given to the following activities:

- full surveys on household living conditions (EICVM);
- population and health surveys (EDS);
- general agricultural census (RGA);
- regular production of national economic accounts;
- production of social performance indicators;
- regular production of sector statistics.

III.5.4 IMPLEMENTATION OF A COMMUNICATION STRATEGY

An active communication on the SCADD will promote ownership by the people of Burkina Faso and the country's development partners.

The core target of this communication will be local, regional, and national decision makers. The secondary target groups will include (i) central and devolved government services, (ii) parties and political groups, (iii) local authorities, the civil society and the private sector, (iv) communication and media professionals, (v) researchers, (vi) youth, (vii) technical and financial partners, (viii) opinion leaders and traditional and religious authorities, (ix) grassroots communities in the rural and urban areas, and (x) the Burkinabè diaspora.

Communication on the SCADD will be through (i) strengthening of mass communication and ICTs, (ii) use of the institutional channel, and (iii) development of traditional communication channels.

Preference will be given to the use of national languages through media and local communication programs.

IV. RISK ANALYSIS

The implementation of the SCADD is facing risks that could impede the orderly development aimed for by the government. The government will seek mainly to carry out consistent and synergistic measures as a springboard for positive changes of the economic and social structures.

The SCADD's goal is to conciliate growth aspects and sustainable development in the current context of globalization. This will require a proactive and innovative approach. However, the SCADD may encounter obstacles that would reduce its effectiveness. The main risks associated with the implementation of the SCADD are fourfold: financial risk, risk related to natural disasters, risk owing to low adhesion by actors, and risk owing to the global and regional economic situation.

IV.1 FINANCIAL RISK

The SCADD's funding includes external and domestic contributions respectively in the order of 34.5 percent and 63.3 percent of the total cost of its implementation between 2011 and 2015. Other contributions are estimated at 2.2 percent. There is currently a decline in aid flows to developing countries, especially those in Africa. Reversing this trend is not foreseeable in the immediate future. Furthermore, despite the effort for more aid effectiveness, the procedures for mobilizing external resources are still quite heavy. In addition, the ability of Burkina Faso to mobilize domestic resources is low, compared to the WAEMU standard. The regional financial market is very competitive, whereas the country, by virtue of its debt position, cannot offer competitive interest rates, which is likely to worsen its financial situation. All these are real risks in obtaining the financial resources essential for the success of the SCADD.

IV.2 RISK LINKED TO NATURAL CONDITIONS

Global warming and climate variability are realities; the September 1 floods are a clear illustration of this. As things stand, agricultural activity, which occupies nearly 80 percent of the total labor force, is highly dependent on weather conditions. At the same time, the proposed adjustment programs have been receiving very little funding, and producers have not been very responsive to the new methods of intensive farming (use of fertilizers and improved seeds, mechanization), while proper irrigation is still a concern. All these factors increase the risk from weather conditions.

IV.3 RISK LINKED TO LOW ADHESION BY ACTORS

Like the PRSP, the SCADD needs to secure the support of all actors involved in the country's development process. The chances of successful implementation of this strategy will depend on the ability and willingness of all stakeholders to act in a concerted manner and with greater synergy at all levels. To encourage discussions and synergy of action, the government has put in place an institutional mechanism. The smooth operation of this mechanism will hinge upon the level of ownership by each of the players, compliance with the different schedules, and means at its disposal. An efficient collection and treatment of reliable information, swift submission of data to partner organizations, and their quick reaction are all crucial factors for an effective collaboration. Unfortunately, the Burkinabè administration still suffers from red tape and low capacity and mobility of staff. In sum, lack of ownership and proper management and the low quality and efficiency of the administration are risks that may hinder the coordination of strategic measures and the effective implementation of the SCADD.

IV.4 RISK DUE TO THE INTERNATIONAL AND REGIONAL ECONOMIC SITUATION

Like all countries, Burkina Faso has an economy that is open to the rest of the world, on which depends the export and import of goods essential for its development. In addition, the country is heavily dependent on aid and foreign capital to finance its investment. Thus, during the past decade, Burkina Faso was hit in all social and

economic sectors by the international crises (food, energy, financial, and economic), which weakened its economy, by causing inflationary pressures on certain products such as petroleum and food products, and reducing the scope of the state to mobilize resources for financing investment.

In addition, the large number of Burkinabè living abroad, particularly in Côte d'Ivoire, supports through their transfers to the national consumption. Moreover, Burkina Faso, a hinterland country, depends heavily on coastal countries of the subregion for its supplies and exports. Consequently, the Ivorian political and military crises that led to the massive return of Burkinabè emigrants have had a severe impact on remittances from immigrants, and on the country's supplies and exports.

It is thus clear that the turbulent international and regional environments, particularly those of the subregion, constitute major risks that could affect the strategic choices for the country's development and thus hinder a successful implementation of the SCADD.

ANNEXES

ANNEX 1 : STATUS OF REPOSITORY OF SOCIO-ECONOMIC INDICATORS

Genera	
Area	274 200 km ²
Official language	French
Neighboring countries	Niger, Benin, Togo, Ghana, Côte d'Ivoire and Mali
Relief	Average altitude : 400 meters
	Highest summit : Ténakourou (747 meters)
	Lowest points : Mouhoun valley, Pendjari valley and Nakambé valley
Hydrography	Main rivers : Mouhoun, Nazinon and Nakambé
Climate	Tropical climate of the Soudano-Sahelian type with two very contrasting seasons: a very short rainy season, of 3 to 4 months (June to September) and a dry season of 8 to 9 months (October to June)
Administrative divisions	13 regions
	45 provinces
	351 councils
	Over 8 000 villages
Main export products	Gold, cotton, live animals, leather and skins, shea nuts and oleaginous plants, fruits and vegetables
Main products imported	Petroleum products, foodstuffs, machinery, transport equipment, chemicals, iron, cement
Main export markets	European Union, West Africa, Singapore, Japan, United States of America, Rep. of China, India and Canada
Population (RGPH 2006)	
Population in 2006	14 017 262
Women (number)	7 248 523
Men (number)	6 768 739
Urban (percent)	22,7
Rural (percent)	77
Population growth rate (percent)	3.10
Fertility index (number of children per woman)	6.2
Life expectancy at birth (in years)	56.7
Population density (inhabitants/km ²)	55.52
Estimated population in 2010 (number)	15 730 977
Women (number)	8 140 844
Men (number)	7 590 133
Agriculture	
Land use in 2006	
Crops (ha)	4 105 069
Irrigated cultivation (ha)	21 262
Highway infrastructure (2009)	
National roads (km)	6 697 .50
Paved roads (km)	3 107.30
Dirt roads (km)	2 510.09
Total roads (km)	15 272
Railways (km)	625
International airports (number)	02
ICT	
Main telephone lines June 30, 2009 (number)	151 206
Subscribers to a mobile phone service at June 30, 2009 (number)	3 729 077
Fixed telephone density (telephone per 100 inhabitants)	1,01
Mobile telephone density (telephone per 100 inhabitants)	25.02
Overall telephone density (telephone per 100 inhabitants)	26.04
Fixed and mobile telephones at June 30, 2009 (number)	3 880 283

Internet users in 2008 (number)	19 684 (1,32 pour 1000 habitants)
Energy	
Electricity production in 2009 (kwh)	844 389 151
Local thermal source (percent)	67.2
Hydroelectric source (percent)	15.66
Imports (percent)	17.12
Average cost per KWH (CFA F)	134.28
Electrified localities (number)	104
Electrification rate (percent)	13.46
Urban areas (percent)	42.48
Rural areas (percent)	1.01
Coverage rate (percent)	40
Urban areas (percent)	100
Rural areas (percent)	20
Health	
Birth rate in 2006 (0/00)	46
Mortality rate in 2006 (0/00)	11.80
Infant mortality rate in 2003 (0/00)	81
Maternal mortality rate in 2003 (per 100 000 live births)	458
Seroprevalence rate of HIV/AIDS in 2009 (percent)	1.6
Average theoretical radius of action in 2009 (km)	7.5
Drinking water and Sanitation	
Access to drinking water in 2009 (percent)	81.20
Urban areas (percent)	72.00
Rural areas (percent)	56.63
Rate of access to sanitation in 2007 (percent)	19.00
Education	
Gross preschool rate (percent)	2.80
Gross enrolment rate (2009/2010)	
Primary school, 6-11 years age group (percent)	76
Post-primary school, 12-15 years age group (percent)	29.7
Primary school completion rate, 6-11 years age group (percent)	47.7
Literacy education rate for adults 15 years old or more in 2007/2008 (percent)	28.7
Number of students per 100 000 inhabitants in 2008/2009	330
Gross domestic product (GDP) in 2009	
Overall GDP	
Amount of current GDP (in billion CFA F)	3 932.42
Amount of real GDP (in billion CFA F)	3 052.60
Real GDP growth (percent)	3.20
Average annual growth rate for 2005-2006 (percent)	5.40
GDP in constant francs (99) per capita	200 962.4
GDP in constant US \$ (99) per capita	324.1
GDP per inhabitant (current US dollar)	320,5
GDP by sector	
Primary sector	855.28
Cereal production in 2009 (in tons)	3 634 412
Gross/net production of cotton grain (in tons)	414 500
Livestock (in constant billion CFA F 1999)	416.84
Forestry (in constant billion CFA F 1999)	82.53
Fishery (in constant billion CFA F 1999)	7.69
Secondary sector (in constant billion CFA F)	648.81
Including extractive Industries (in constant billion CFA F 1999)	149.054
Including cotton ginning (in constant billion CFA F 1999)	8.10
including electricity, gas and water (in constant billion CFA F 1999)	52.70

including construction (in constant billion CFA F 1999)	122.53
Tertiary sector (in constant billion CFA F 1999)	1 312.05
Marketable services	742.20
Non marketable services	569.85
Share of the business sector in GDP (2009)	
Primary (percent)	30.90
Secondary(percent)	22.50
Tertiary (percent)	46.60
Expenditure on GDP (in current billion CFA F)	
Private final consumption	2 788.80
Government final (internal)consumption	736.53
Stock variation	-53.75
Gross fixed capital formation	882.89
Export of non-factor goods +services	516.43
- Import of non-factor goods + services	-938.99
Price	
Inflation (2009)	2.60
Public finance (2009)	
Fiscal year	Du 1 ^{er} janvier au 31 décembre (12/12)
Total revenue (in billions of CFA F)	539.10
Capital expenditures (in billions of CFA F)	457.36
Overall balance based on commitments (in billions of CFA F FCFA)	-188.07
Public debt (in billions of CFA F)	1 087.65
Ratio « debt service to fiscal revenues » (percent)	16.13
Debt/GDP ratio (percent)	27.40
Poverty(2009)	
National poverty line (FCFA)	108 374
Overall incidence of poverty (percent)	43.87
Incidence of female poverty (percent)	44.08
Incidence of male poverty (percent)	43.65
Incidence of urban poverty (percent)	19.90
Incidence of rural poverty (percent)	50.70
Currency and external account	
Currency	CFA Franc
Average annual exchange rate (2009)	1 euro (€) =CFA F 655,955 1 dollar US for CFA F 485
Credit to the economy (in billions of CFA F)	670.980
Balance of payments (in billions of CFA)	
Trade balance	-228.1
(Net)current transfers	242.6
Private	62.3
Public	180.3
Current transactions balance (including official grants)	-182.2
Current transactions balance (excluding official grants)	-362.5
(Net)capital transfers	133,0
Private	9.7
Public	123,3
Financial operations	275.3
Direct investments	16.2
Portfolio investments	7.6
Other investments	251.6
Capital account and financial operations	408.3
Overall balance	215.2

ANNEX 2: LOGICAL FRAMEWORK

Overall objective : achieve strong, sustained and quality economic growth, having multiplier effects on the level of income, the quality of life of the population, while respecting the principle of sustainable development..

Code	1	2	3	4	5	6	7	8
Specific goals	Achieve a real GDP average growth rate of 10 percent	Reduce extreme poverty and hunger in the country	Ensure universal primary education	Promote gender equality and empower women	Reduce mortality of children under 5	Improve maternal health	Combat HIV, AIDS, malaria and other diseases and continue the reversal of the trend	Ensure environmental sustainability

Programs	Guidelines	Outcomes	Actions	Specific goals (code)
AXIS1 : DEVELOP ACCELERATED GROWTH PILLARS				
Development and implementation of an accelerated growth model	Promote growth poles	Domestic production and exports have increased and are diversified.	Set up agro-poles, mining zones, a special economic zone, etc.	1 ; 2
	Develop production sectors and promote business niches and clusters	A dynamics of networks and polarization of companies has been created	Better structure the most promising production sectors and niches	1 ; 2
	Promote pro-poor growth	The incidence of poverty has dropped and inequalities have been reduced	Promote job creation for the poor Formulate and implement proactive policies for increasing revenues for the poor	1 ; 2 1 ; 2
Development of priority sectors	Develop the agricultural sector	Actors in the agro-forestry and pastoral sector, while having access to modern agricultural	Implement the land tenure law in the rural areas	1 ; 2

Programs	Guidelines	Outcomes	Actions	Specific goals (code)	
	(agriculture, livestock, fishery and forestry)	equipment, are better organized in efficient structures, trained in modern methods of management and conquest of markets, pooling their resources to be more effective.	Mechanize the agricultural sector	1 ; 2	
			Mitigate the vulnerability of the sector to climate change	1 ; 2	
			Ensure the development of agro-industrial processing	1 ; 2	
			Promote agribusiness	1 ; 2	
			Promote the marketing of agricultural products	1 ; 2	
		Agro-forestry-pastoral production and fishery have been diversified and increased.	Diversify production sectors, etc.	1 ; 2	
	Develop mines	Investors in the mining sector have confidence in the sector and their number has increased. The mining sector is a real vector of the dynamics for a sustainable development of the country.	Producers are supplied with improved seeds.	Develop a plan for the production of improved seeds by INERA and disseminate research results	1 ; 2
			Accelerate the review of the mining code	1	
				Accelerate reforms to make Burkina Faso an ITIE country	1
	Monitor exports and financial flows	1			
	Set up a one-stop window	1			
	Strengthen government capacity to evaluate the financial performance of extractive companies	1			
	Promote growth poles around mining zones	1 ; 2			
	Develop handicraft, cultural industries and tourism	Craftsmanship is a lever for pro-poor growth and, with the cultural industries, it supports the development of tourism	Encourage the emergence of producers of reference	1 ; 2	
			Identify promising sectors	1 ; 2	
Encourage the emergence of handicraft SMEs			1 ; 2		

Programs	Guidelines	Outcomes	Actions	Specific goals (code)
			Structure individual urban and rural craftsmen into cooperatives and other local production systems;	1 ; 2
			Institutionalize substantive cross-cutting actions to professionalize the sector and make products more visible	1 ; 2
			Implement the National Policy on the Development of Tourism and its Plan of Actions	1 ; 2
			Implement the National Policy on the Development of Culture and its Plan of Actions	1 ; 2
			Develop recreational activities	1
	Develop Small and Medium Enterprises and Small and Medium Industries (SME/SMI)	A competitive SME/SMI fabric exists	Reorganize the SME/SMI sector	1
			Promote SME/SMI	1
			Improve the business environment	1
			Connect the food industry with rural producers in a partnership approach to generate profits for all	1
Development of support infrastructure	Develop hydro-agricultural and pastoral infrastructure	The share of irrigated and out-of-season crops in domestic production has increased by 50 percent by 2015	Build hydro-agricultural infrastructure (for large and small scale irrigation)	1 ; 2
			Accelerate the creation of dams for small scale irrigation	1 ; 2
		Livestock production has intensified.	Create water points	1 ; 2

Programs	Guidelines	Outcomes	Actions	Specific goals (code)
			Develop grazing areas and access routes for animals	1 ; 2
	Develop transport and logistics	Competitiveness of the economy has improved	Facilitate the emergence of transport business;	1 ; 2
			Continue the development of the road network and construction of Donsin airport	1 ; 2
			Rehabilitate and construct railways	1 ; 2
			Rehabilitate and construct roads	1 ; 2
			Rehabilitate and build rural roads	1 ; 2
			Develop Information and Communication Technologies (ICT)	ICTs have become a powerful lever for the development of the country.
	Create a technological and infrastructural environment conducive to telecom / ICT	1 ; 2		
	Support the implementation of sectoral e-strategies	1 ; 2		
	Carry out communication, training, research and capacity building activities in the area of telecom / ICT;	1 ; 2		
	Promote access to modern postal services throughout the territory	1 ; 2		
	Promote areas of activities dedicated to the digital			
	Develop the energy sector	Assurance of a permanent supply of electricity at low cost	Establish an institutional framework and the regulatory and fiscal measures for mobilizing actors and resources	1 ; 2

Programs	Guidelines	Outcomes	Actions	Special goals (code)
			Secure the country's supply and reduce energy costs	1 ; 2
			Open up the rural areas through extension of networks and pre-electrification;	1 ; 2
			Mobilize and enhance the national energy potential	1 ; 2
			Improve the efficiency of energy use	1 ; 2
	Develop urbanization	Burkina Faso towns have become economic and growth poles	Adopt a framework law for land tenure;	1 ; 2
			Revive the housing sector	1 ; 2
			Develop urban planning as support to councils	1 ; 2
	Develop support institutions	The institutional environment is favorable for financing and supporting the development of the country	Improve the legal and judicial framework of the financial sector	1 ; 2
			Ensure reconciliation of banking services and the development of loyalty and security schemes for bank deposits;	1 ; 2
			Promote the new financing instruments and tools to encourage the creation and development of SMEs and micro-enterprises in rural areas and towns	1 ; 2
			Establish support structures to assist future developers in assembling their credit files, support their applications to banks and help in monitoring and providing advice on investment projects	1 ; 2

Programs	Guidelines	Outcomes	Actions	Specific goals (code)
			Encourage the establishment of merchant or specialized banks (housing, manufacturing / handicraft, export, etc..)	1 ; 2
			Implement the national action plan of micro finance	1 ; 2
			Create warehouses in major production areas	1 ; 2
			Develop logistic and multimodal platforms, particularly in Ouagadougou and Bobo-Dioulasso	1 ; 2
Promotion of economic integration and foreign trade	Use the opportunities offered by the regional and international space	Opportunities offered by economic integration and trade are better used	Support regional and sub-regional solidarity	1
			Ensure adherence to integration norms	1
			Open up to the rest of the world by seizing the opportunities of integration offered	1
			Make use of the natural comparative advantages of the country	1
AXIS 2 : CONSOLIDATE HUMAN CAPITAL AND PROMOTE SOCIAL WELFARE				
Creation of jobs and increasing of incomes	Improve the living conditions of the population, thanks to an increase in incomes driven by job creation	The incomes of the population are on the rise, thanks to the creation of jobs	Strengthen the contributions of macroeconomic and sectoral policies to job creation and improve the quality of the jobs (decent work)	1 ; 2
			Strengthen the dynamics of job creation	1 ; 2
			Improve employability	1 ; 2

Programs	Guidelines	Outcomes	Actions	Specific goals (code)
			Improve the organization and functioning of the labor market	1 ; 2
			Strengthen support structures for entrepreneurship	1 ; 2
			Create an environment conducive to boosting the potential of youth and increase their skills and professional aptitudes for efficient and effective work	1 ; 2
			Establish a mechanism to curb the migration crisis	1
			Encourage investment by youth in agriculture	1 ; 2
Develop technical and vocational education, teaching and training	Implement a bold policy for developing human resources	Education and training are contributing to the improvement of the quality of human resources, a vital condition for building an emerging economy	Increase education and training opportunities, particularly in higher education	1 ; 3
			Improve the quality of education	1 ; 3
			Develop the system of university degrees on the basis of the BMD system	1
			Pursue the creation of universities in the regions and make them centers of excellence	1
			Strengthen academic research	1
			Strengthen basic vocational training	1
			Strengthen links between education and training systems	1
			Implement the strategy to accelerate literacy to achieve the MDG	1

Programs	Guidelines	Outcomes	Actions	Specific goals (code)
			Implement a simple control system	1
			Strengthen steering and management capacities	1 ; 3
			Make qualified teachers available to all classes	1
			Improve pupil / teacher ratio	1
			Expand preschool education	3
			Implement the National Policy on Technical and Vocational Education and Training (PN / EFTP)	1
Improvement of health and nutrition	Pursue the implementation of actions aimed at achieving the MDGs on health	In 2015, the MDGs on health have been achieved	Develop integrated community-based health services and human resources for health	5 ; 6 ; 7
			Increase health services, particularly in rural areas, taking into account private medicine	5 ; 6 ; 7
			Improve the quality and image of health services	5 ; 6 ; 7
			Fight against communicable and non communicable diseases, neglected tropical diseases, emerging and re-emerging diseases	5 ; 6 ; 7
			Implement the Strategy Framework for the fight against HIV, AIDS and STIs	5 ; 6 ; 7
			Enhance national capacities for production of medicines, taking into account traditional medicine	5 ; 6 ; 7

Programs	Guidelines	Outcomes	Actions	Specific goals (code)
			Promote mother and child health	5 ; 6 ; 7
			Strengthen the national health information system, including research	5 ; 6 ; 7
			Finance health to create conditions conducive to the reform of the health system	5 ; 6 ; 7
			Strengthen and improve the maintenance of medical-technical equipment	5 ; 6 ; 7
			Back up free initiatives with a legislative and regulatory framework	5 ; 6 ; 7
			Back up free service policies with capacity-building measures (human resources, medical equipment, staff motivation, etc..)	5 ; 6 ; 7
			Increase the level of domestic food production and its value added	5 ; 6 ; 7
			Strengthen market capacity, to allow the population to get access to foodstuffs	5 ; 6 ; 7
			Improve economic and nutrition conditions of the poor and vulnerable groups	5 ; 6 ; 7
			Strengthen the mechanism for preventing and managing economic crises in line with the development of structural food security	5 ; 6 ; 7
			Strengthen the capacity of stakeholders and the promotion of good governance of food security	5 ; 6 ; 7
			Implement the 2011-2015 National Health Development Plan	5 ; 6 ; 7

Programs	Guidelines	Outcomes	Actions	Specific goals (code)
			Implement the 2011-2015 Nutrition Strategy Plan	5 ; 6 ; 7
Improvement of access to drinking water and sanitation	Pursue the implementation of PN-AEPA	Access by the population to drinking water and sanitation has improved	Ensure the overall funding of PN- AEPA	5 ; 6 ; 7
			Enhance the absorptive capacity of the sector, the grouping of small and medium enterprises, the widespread reform of the management of the facilities for the supply of drinking water to rural and semi-urban areas	5 ; 6 ; 7
			Accelerate the building of AEPA infrastructure, by integrating drinking water supply and sanitation into council development plans, the construction of new water fountains , water towers, private connections and construction of public latrines	5 ; 6 ; 7
			Involve councils in implementing the PN-AEPA and improve its monitoring-evaluation mechanism	5 ; 6 ; 7
			Stimulate demand for improved sanitation in rural areas	5 ; 6 ; 7 ; 8
Promotion of social protection	Reduce vulnerability of the population	Universal access by the population to basic social services is guaranteed	Develop and implement a national policy on social protection	1 ; 2 ; 3 ; 4 ; 5 ; 6 ; 7
			Build a social floor for universal access to money transfers and essential social services	1 ; 2 ; 3 ; 4 ; 5 ; 6 ; 7

Programs	Guidelines	Outcomes	Actions	Specific goals(code)
			Develop financial mechanisms and facilities for national solidarity, through a national fund	1 ; 2 ; 3 ; 4 ; 5 ; 6 ; 7
			Establish a special scheme for the poorest (indigents)	1 ; 2 ; 3 ; 4 ; 5 ; 6 ; 7
			Establish a national health insurance system	1 ; 2 ; 3 ; 4 ; 5 ; 6 ; 7
			Implement a policy for a better targeted redistribution of income by using techniques of social safety nets for the poor or persons vulnerable to poverty and shocks	1 ; 2 ; 3 ; 4 ; 5 ; 6 ; 7
Improvement of access to modern energy services	Improve the productive capacity of the population	A large share of the population has access to energy services and its productive capacity is improving	Connect a majority of the population to the electricity network	1
			Install power plants in major centers that are not connected to the network	1
			Develop multifunctional platforms with a mini-network	1 ; 2
			Use the photovoltaic system for people in low density areas	1 ; 2
AXIS 3 : STRENGTHEN GOVERNANCE				
Strengthen economic governance	Strengthen the capacity for steering and managing the economy	The capacity for steering and managing the economy has been strengthened	Use the demand for economic forecasting to sow sectoral and thematic issues, to better understand and develop endogenous capacity to anticipate	1 ; 2 ; 3 ; 4 ; 5 ; 6 ; 7 ; 8
			Implement the communication plan for economic forecasting	1 ; 2 ; 3 ; 4 ; 5 ; 6 ; 7 ; 8

Programs	Guidelines	Outcomes	Actions	Specific goals (code)	
			Implement the Burkina 2025 vision	1 ; 2 ; 3 ; 4 ; 5 ; 6 ; 7 ; 8	
			Provide each ministry with a sectoral policy	1 ; 2 ; 3 ; 4 ; 5 ; 6 ; 7 ; 8	
			Systematize the program budget in all ministries	1 ; 2 ; 3 ; 4 ; 5 ; 6 ; 7 ; 8	
			Promote the culture of results-oriented management	1 ; 2 ; 3 ; 4 ; 5 ; 6 ; 7 ; 8	
			Ensure a rigorous and transparent management of public resources	1 ; 2 ; 3 ; 4 ; 5 ; 6 ; 7 ; 8	
	Control public finances, fight against corruption, fraud and forgery	The public finance system is reliable, corruption is declining, the fight against fraud and forgery is being intensified	Develop management control, audits, inspections and evaluations	1 ; 2 ; 3 ; 4 ; 5 ; 6 ; 7 ; 8	
			Ensure the strengthening of internal control instruments	1 ; 2 ; 3 ; 4 ; 5 ; 6 ; 7 ; 8	
			Increase external audits	1	
			Fight against fraud, forgery and corruption	1 ; 2 ; 3 ; 4 ; 5 ; 6 ; 7 ;	
	Enhance the coordination and effectiveness of official development assistance	Effectiveness of official development assistance has improved	Continue implementation of PANEA	1 ; 2 ; 3 ; 4 ; 5 ; 6 ; 7 ; 8	
	Strengthening of political governance	Consolidate the republican character of the state	Institutions are guaranteeing political stability and respect for property rights and contracts	Render the separation of the three powers (executive, legislative and judicial) more effective	1 ; 2 ; 3 ; 4 ; 5 ; 6 ; 7 ; 8
				Build a system of responsibility and accountability in all actions of management of public affairs	1 ; 2 ; 3 ; 4 ; 5 ; 6 ; 7 ; 8
Promote a climate of confidence in the justice system				1 ; 2 ; 4	

Programs	Guidelines	Outcomes	Actions	Specific goals (code)
			Ensure the effectiveness of human rights, through proactive mechanisms and institutions combining promotion and protection activities	1 ; 2 ; 3 ; 4 ; 5 ; 6 ; 7 ; 8
			Promote a culture of tolerance and peace	1 ; 3 ; 4 ; 5 ; 6 ; 7 ; 8
			Establish a shared and consensual democratic culture based on mutual values and commitments	1 ; 2 ; 3 ; 4 ; 5 ; 6 ; 7 ; 8
			Strengthen state capacity, and that of other stakeholders, particularly local authorities and civil society organizations	1 ; 2 ; 3 ; 4 ; 5 ; 6 ; 7 ; 8
			Promote a credible and accessible justice, by accelerating the devolution of the judicial administration	1 ; 2 ; 3 ; 4 ; 5 ; 6 ; 7 ; 8
Strengthening of administrative governance	Bring administration closer to the people and make it more effective	The reform of the state has led to a development republican administration	Develop and enhance the human resources of the State	1 ; 2 ; 3 ; 4 ; 5 ; 6 ; 7 ; 8
			Develop instruments, tools and methods of administrative management	1 ; 2 ; 3 ; 4 ; 5 ; 6 ; 7 ; 8
			Place ICTs at the service of the Administration	1 ; 2 ; 3 ; 4 ; 5 ; 6 ; 7 ; 8
			Promote a promising decentralization for local development	1 ; 2 ; 3 ; 4 ; 5 ; 6 ; 7 ; 8
			Improve services for users	1 ; 2 ; 3 ; 4 ; 5 ; 6 ; 7 ; 8
			Improve the government information system to make it more efficient and more transparent	1 ; 2 ; 3 ; 4 ; 5 ; 6 ; 7 ; 8

Programs	Guidelines	Outcomes	Actions	Specific goals (code)
Consolidation of local governance	Render decentralization more effective	Regional strategies become interwoven with government policies and mobilize local energies to promote accelerated growth nationally	Ensure successful economic decentralization (creation of genuine regional development poles)	1 ; 2 ; 3 ; 4 ; 5 ; 6 ; 7 ; 8
			Ensure the effective transfer of powers and resources in all the areas identified	1 ; 2 ; 3 ; 4 ; 5 ; 6 ; 7 ; 8
			Strengthen the capacity of local authorities to manage local affairs	1 ; 2 ; 3 ; 4 ; 5 ; 6 ; 7 ; 8
			Ensure consistency of local actions with government policies	1 ; 2 ; 3 ; 4 ; 5 ; 6 ; 7 ; 8
			Support the development and implementation of local development plans	1 ; 2 ; 3 ; 4 ; 5 ; 6 ; 7 ; 8
AXIS 4 : TAKE INTO ACCOUNT CROSS-CUTTING PRIORITIES IN DEVELOPMENT POLICIES AND PROGRAMS				
Strengthening of programs to reduce gender inequalities	Promote fairness, to ensure the participation of all segments of the population in development	Inequalities due to gender have been reduced	Improve the access and control, on an equal and fair footing, of all Burkinabe, men and women, to basic social services	2 ; 3 ; 4 ; 5 ; 6 ; 7
			Promote equal rights and opportunities for women and men in the access and control of resources and the equitable sharing of revenues	2 ; 3 ; 4
			Improve equal access by men and women to decision-making spheres	4
			Promote the institutionalization of gender by integration it in planning, budgeting and policy implementation systems at all levels	4
			Promote respect for human rights and the elimination of violence	4

Programs	Guidelines	Outcomes	Actions	Specific goals (code)
			Promote gender to bring about a change in behavior in favor of equality between men and women in all spheres of socioeconomic life	4
			Develop an active partnership in favor of gender in Burkina Faso	4
Strengthening of programs to control population growth	Adapt population growth trend to national economic reality	The connection between population and development objectives is contributing to the acceleration of growth for sustainable development	Strengthen capacities of actors to take into account the demographic situation in development, research and monitoring- evaluation policies, plans and programs.	2 ; 3 ; 8
			Develop advocacy with government ministries and institutions to take into account population issues	2 ; 3 ; 8
Environmental management and optimum use of natural resources	Promote intergenerational equity	Issues relating to living standards, living conditions and living environment are better linked up	Strengthen programs to curb the degradation of natural resources and the environment	8
			Strengthen programs for adapting to climate variability and climate change	
			strengthen programs for the promotion of sanitation sectors	
			Strengthen programs for landscaping and wildlife	
			Strengthen programs for enhancing environmental governance and capacity	
			Strengthen alternative, energy-saving techniques and technology programs	

Programs	Guidelines	Outcomes	Actions	Specific goals (code)
			Strengthen programs for the implementation of the Poverty-Environment Initiative	
			Strengthen programs to promote environmental education and eco-citizenship	
			Strengthen programs to support environmental research	8
Implementation of regional planning policy	Ensure the harmonious development of the entire territory	The national space used is organized and ensures consistency in the implementation of large infrastructure, equipment and town projects	Finalize national and regional development plans as well as sectoral schemes	1
			Develop methodological tools and performance contracts to support regional and local development and regulate relations between local authorities and the State	1
			Organize local actions around promising activities, in keeping with SNAT guidelines	1 ; 2 ; 3 ; 4 ; 5 ; 6 ; 7 ; 8
Capacity building	Develop the skills of development actors	Actors responsible for developing and implementing national development policies are competent	Strengthen the capacities of government services and institutions in the formulation, implementation and monitoring-evaluation of public policies, as well as improve dialogue / consultation	1 ; 2 ; 3 ; 4 ; 5 ; 6 ; 7 ; 8
			Optimize use of available human resources, reform and the synergy of the structures and development actors in the field	1 ; 2 ; 3 ; 4 ; 5 ; 6 ; 7 ; 8
			Promote better conditions for successful capacity building	1 ; 2 ; 3 ; 4 ; 5 ; 6 ; 7 ; 8

Programs	Guidelines	Outcomes	Actions	Specific goals (code)
			Create the socio- cultural conditions for strengthening competitive entrepreneurial capacity	1 ; 2 ; 3 ; 4 ; 5 ; 6 ; 7 ; 8
			Strengthen the technical and management capacities of the informal sector through the adaptation of training to its needs	1 ; 2 ; 3 ; 4 ; 5 ; 6 ; 7 ; 8
			Strengthen know-how and the acquisition of new skills and new behaviors to improve the productivity of microenterprises in the informal sector	1 ; 2 ; 3 ; 4 ; 5 ; 6 ; 7 ; 8
Promotion of economic intelligence	Develop the capacity for monitoring, anticipating and adapting the national economy	Burkina Faso has improved its capacity for anticipating the national and international economic environment	Develop two poles of economic intelligence	1
			Promote economic and technological monitoring	1
			Promote the management of Industrial Property	1
			Promote the protection of knowledge and economic security	1
			Promote the management and use of knowledge and information	1