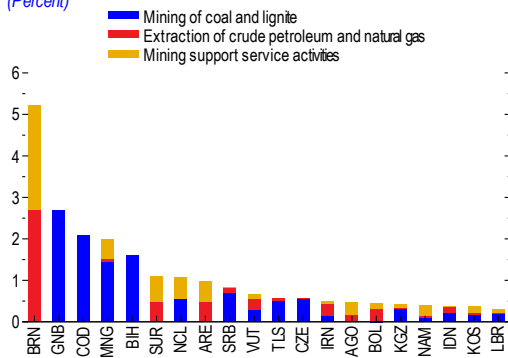


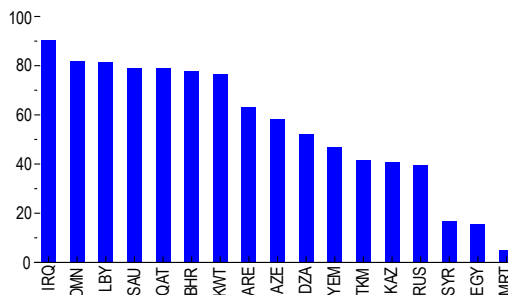
# COMMODITY SPECIAL FEATURE: ONLINE ANNEX FIGURES

**Online Annex Figure 1.SF.1. Employment in Fossil Fuel Mining**  
(Percent)



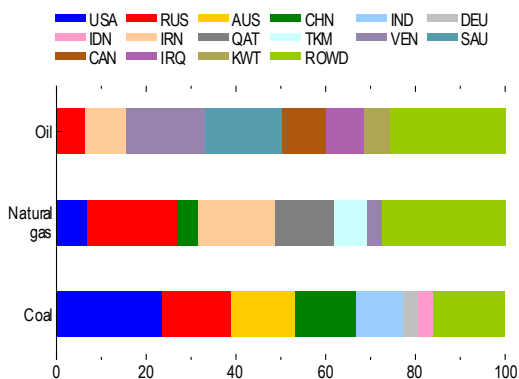
Sources: International Labour Organization (ILO); and IMF staff calculations.  
Note: Figure uses ILO employment categories. Data labels use International Organization for Standardization (ISO) country codes.

**Online Annex Figure 1.SF.2. Share of Fiscal Revenues Stemming from the Oil Sector**  
(Percent)



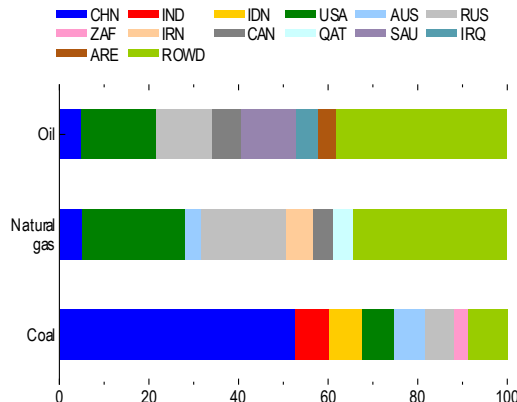
Sources: IMF, *Regional Economic Outlook*; and IMF staff calculations.  
Note: Iran is excluded because of limited data. Data labels use International Organization for Standardization (ISO) country codes.

**Online Annex Figure 1.SF.3. Share of Global Fossil Fuel Reserves, 2020**  
(Percent)



Sources: British Petroleum, *Statistical Review of World Energy*; and IMF staff calculations.  
Note: Data labels use International Organization for Standardization (ISO) country codes. ROWD = Rest of the world.

**Online Annex Figure 1.SF.4. Share of Global Fossil Fuel Production, 2021**  
(Percent)



Sources: International Energy Agency; and IMF staff calculations.  
Note: Data labels use International Organization for Standardization (ISO) country codes. ROWD = Rest of the world.