



IMF POLICY PAPER

2024 REVIEW OF THE FUND'S TRANSPARENCY POLICY AND OPEN ARCHIVES POLICY—BACKGROUND PAPER 2 ON CONSULTATIONS WITH EXECUTIVE DIRECTORS, COUNTRY AUTHORITIES, MISSION CHIEFS, AND CIVIL SOCIETY ORGANIZATIONS

November 2024

IMF staff regularly produces papers proposing new IMF policies, exploring options for reform, or reviewing existing IMF policies and operations. The following documents have been released and are included in this package:

- The **Staff Report**, prepared by IMF staff and completed on October 1, 2024, for the Executive Board's consideration on November 15, 2024.

The IMF's transparency policy allows for the deletion of market-sensitive information and premature disclosure of the authorities' policy intentions in published staff reports and other documents.

Electronic copies of IMF Policy Papers
are available to the public from
<http://www.imf.org/external/pp/ppindex.aspx>

International Monetary Fund
Washington, D.C.



October 1, 2024

2024 REVIEW OF THE FUND'S TRANSPARENCY POLICY AND OPEN ARCHIVES POLICY—BACKGROUND PAPER 2 ON CONSULTATIONS WITH EXECUTIVE DIRECTORS, COUNTRY AUTHORITIES, MISSION CHIEFS, AND CIVIL SOCIETY ORGANIZATIONS

EXECUTIVE SUMMARY

Executive Directors, Country Authorities, Mission Chiefs. Stakeholders strongly support the principles underpinning the Transparency Policy and generally see the rules-based approach of the policy as adequately protecting staff candor and independence, as well as confidential information. Still, a significant share of Executive Directors (EDs) see room to improve the balance across the different principles that the policy achieves in practice. Most EDs, and some IMF Mission Chiefs (MCs), would prefer greater flexibility in modifying Board documents before publication, and consultations suggest that both see some scope in allowing more room in modifying the authorities' views. On publication timing of Board documents, the majority of stakeholders perceive the current publication timing as adequate. However, both MCs and country authorities see scope for prompter publication of press releases (PRs). Concerns over the evenhanded application of the policy's modification rules have somewhat abated since the last policy review, although perceptions of uneven application remain among some EDs. Stakeholders agree that the existing policies governing public access to Fund's archives have been successful in promoting transparency, although point out that earlier access would not affect candor.

Civil Society Organizations (CSO). CSOs acknowledged significant progress made toward greater transparency since the 2013 policy review and concluded that the Fund's transparency framework compares favorably to similar frameworks in other IFIs. Strong agreement emerged that the Fund's Transparency Policy has achieved a good balance in the trade-off between proactive disclosure of information and the need to protect countries' confidential information. Still, some CSOs perceived differences in the candor of IMF country documents across groups of countries. While progress with more timely publication of Article IV (AIV) Staff Reports (SRs) was acknowledged, CSOs noted that the non-publication of some AIV reports as well as long delays in the publication of some country reports may undermine the credibility of the Fund and the ability of CSOs to influence national policies. Greater focus on cross-country comparative information, further enhancing accessibility to the Fund's documents, including through increased functionality of the archive catalog, and more opportunities for public consultation were seen as further supporting national and international policy debates.

Approved By
Mark Flanagan (SPR)
Gilles Bauche (SEC)
Magí Clavé Badia (ITD)
Bernhard Steinki LEG)

Prepared by Strategy, Policy, and Review Department.

CONTENTS

Glossary _____	3
INTRODUCTION _____	4
VIEWS OF EXECUTIVE DIRECTORS, AUTHORITIES, AND MISSION CHIEFS ON THE FUND'S TRANSPARENCY POLICY AND OPEN ARCHIVES POLICY _____	4
A. Principles of the Transparency Policy _____	4
B. Candor, Independence, and Confidential Information _____	6
C. Publication Timing and Communication _____	8
D. Modification of Board Documents _____	8
E. Evenhandedness in the Application of Modification Rules _____	10
F. Open Archives Policy _____	10
VIEWS OF CIVIL SOCIETY ORGANIZATIONS ON THE FUND'S TRANSPARENCY POLICY AND OPEN ARCHIVES POLICY _____	12
A. The Fund's Transparency Framework _____	12
B. Areas for Improvement _____	13
C. Communication Beyond the Transparency Policy _____	13
D. Open Archives Policy _____	14
BOXES	
1. Stakeholders Survey: Methodology and Response Rate _____	5
2. Evenhandedness: Narrowing Perceptions of Intergroup Disparities _____	11
FIGURES	
1. Executive Directors' Survey—Principles _____	6
2. Executive Directors' Survey—Candor _____	7
3. Publication's Timing of Press Releases _____	8
4. The Transparency Policy is Applied Evenhandedly Across Countries—Dissenting Responses _	10
APPENDICES	
I. Results of the Executive Directors' Survey _____	15
II. Results of the Country Authorities' Survey _____	19
III. Results of the Mission Chiefs' Survey _____	23

Glossary

AEs	Advanced Economies
AFR	African Department (IMF)
AIV	Article IV Consultation
APD	Asia and Pacific Department (IMF)
BIS	Bank for International Settlements
CB	Central Bank
CSOs	Civil Society Organizations
EDs	The IMF's Executive Directors
EMs	Emerging Markets
EUR	European Department (IMF)
G-20	Group 20
IFI	International Financial Institution
IMF	International Monetary Fund
ITD	Information Technology Department (IMF)
LEG	Legal Department (IMF)
LICs	Low-Income Countries
MC	Mission Chief
MCD	Middle East and Central Asia Department (IMF)
MOF	Ministry of Finance
SPR	Strategy, Policy, and Review (IMF)
OAP	Open Archives Policy
PR	Press Release
SEC	Secretary's Department (IMF)
TP	Transparency Policy
WB	World Bank
WHD	Western Hemisphere Department (IMF)

INTRODUCTION

1. The review of the Transparency Policy (TP) and Open Archives Policy (OAP) was supported by a consultation process with four groups of key stakeholders. Surveys were designed to gather views from the EDs at the Fund's Executive Board, country authorities, International Monetary Fund (IMF) country MCs, and CSOs to inform the analysis and possible reforms under the 2024 TP Review. This process was further complemented by bilateral discussions with the EDs and seminars with staff and CSOs.

2. The surveys helped gauge views about five core pillars of the TP.¹ Questions in the surveys were built around five conceptual and operational aspects of the TP: (1) the underlying principles of the TP; (2) candor and integrity of Fund documents; (3) publication of Board documents and communication of Board decisions; (4) modification rules and handling confidential information; and (5) the perceived evenhandedness during implementation. Main findings of the surveys are laid out in the following sub-sections, with more detailed results presented in Appendix I.

VIEWS OF EXECUTIVE DIRECTORS, AUTHORITIES, AND MISSION CHIEFS ON THE FUND'S TRANSPARENCY POLICY AND OPEN ARCHIVES POLICY²

Stakeholders strongly supported the principles and objectives underpinning the TP. More balanced views emerged among EDs about the balance achieved in practice across the different objectives of the policy. With appropriate safeguards in place, flexibility in modification rules emerges as the preeminent concern for EDs and MCs. While publication timing for country documents is adequate, some stakeholders have strong preference for prompter external communication on Board activities. Perceived evenhandedness in the application of the policy seems to have improved since the 2013 review.

A. Principles of the Transparency Policy

3. The EDs reiterated their full support to the current principles of the TP. The large majority of EDs (95 percent) believe that the principles that underpin the TP continue to be valid and should be preserved for the policy to strike the right balance between the timely disclosure of documents with the need to protect confidential information shared by member countries, while protecting the candor and independence of staff analysis.

¹ The CSOs Survey did not cover modification rules.

² Prepared by Imen Benmohamed (AFR, formerly SPR) and Alvar Kangur (SPR).

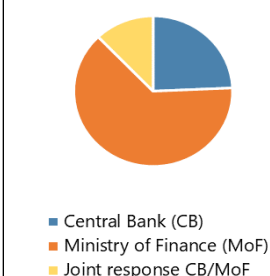
Box 1. Stakeholders Survey: Methodology and Response Rate

Staff conducted three surveys to collect evidence to support the 2024 review. The surveys were distributed to EDs, country authorities and MCs starting from end-June 2023. All responses are kept confidential; none of the respondents can and have been individually identified. The analysis is based on aggregating the respondents into large enough groups to ensure their anonymity and representativeness.

- *EDs* were classified by income level—Advanced Economies (AEs), Emerging Markets (EMs), Low-Income Countries (LICs)—based on the highest aggregated voting power of each income level's category in the constituency, economic size (whether the Director's country is a G20 country or not), geographical region (AFR, APD, EUR, MCD and WHD) and whether some of the countries in the constituency are under Fund program or not.
- *Country authorities* were classified by income level, economic size (G-20 vs non-G-20), geographical region and whether the country is under a Fund program or not.
- *MCs* were classified based on the same categorization rule used for authorities' responses, applied to the country for which they provide their assessment, as many MCs are supervising more than one country.

Response rates are higher than in the 2013 review, although vary significantly across stakeholders. Expectedly, highest response rates were recorded for EDs (88 percent) and MCs (74 percent) given their regular interaction on TP-related issues—particularly, modification and publication of Board documents. Questionnaires to country authorities were directed mainly to counterparts that are sitting in the Board of Governors at the Fund—mainly Ministries of Finance (MOFs) and Central Banks (CBs). The response rate for this group, while being the lowest among all stakeholders, reached 39 percent that is still higher than 28 percent response rate recorded in the 2013 review.

Decomposition of Country Authorities Responses



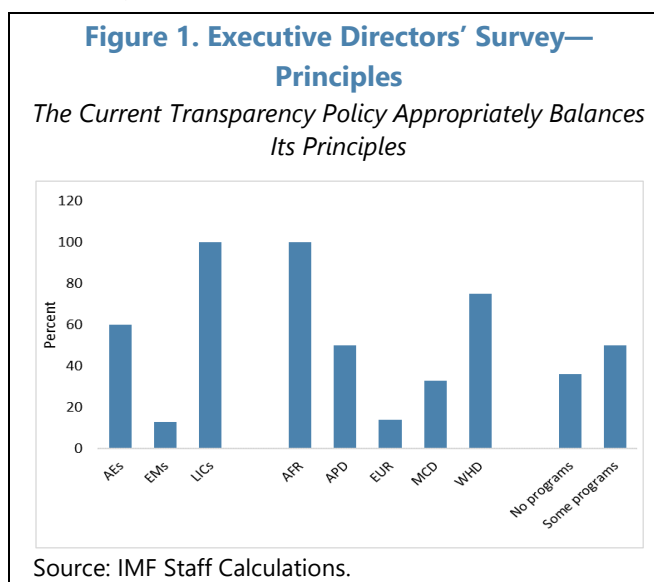
2024 Transparency Review Survey Results: Response Rate

	No. of surveys sent	No. Responses received	Response Rate	
			2024 Review	2013 Review
<i>Executive Directors</i>	24	21	88	83
<i>Country Authorities</i>	190	74	39	28
<i>Mission Chiefs</i>	148	109	74	60

Source: IMF Staff Calculations.

4. Most of the stakeholders believe that policy's principles are well upheld (see below), but some EDs see room to improve the way the policy balances the principles in practice.

About 56 percent of MCs think that the current TP strikes an appropriate balance across the different principles, with strongest support expressed by MCs working on LICs (67 percent) and AEs (65 percent). However, slightly less than half of the EDs (42 percent) do not perceive the policy rules as achieving the right balance across the different objectives, particularly, with respect to modifications to Board documents. In particular, some EDs, concentrated in constituencies with EMs, lament an excessive protection of staff versus confidential information (Figure 1).



B. Candor, Independence, and Confidential Information

5. Stakeholders believe that the TP adequately protects staff candor and independence.

Most EDs, country authorities, and MCs agree that, in practice, the current policy rules adequately provide protection of the candor and independence of SRs (79 percent of EDs, 99 percent of authorities), against accidental disclosure of confidential information (74 percent of EDs, 71 percent of authorities), or release of information on planned policies that could undermine the authorities' ability to implement them (89 percent of EDs, 89 percent of MCs). Separately, 80 percent of MCs agree that the current TP appropriately protects candor and independence of staff analysis, entrenching the principle of non-negotiation of SRs.

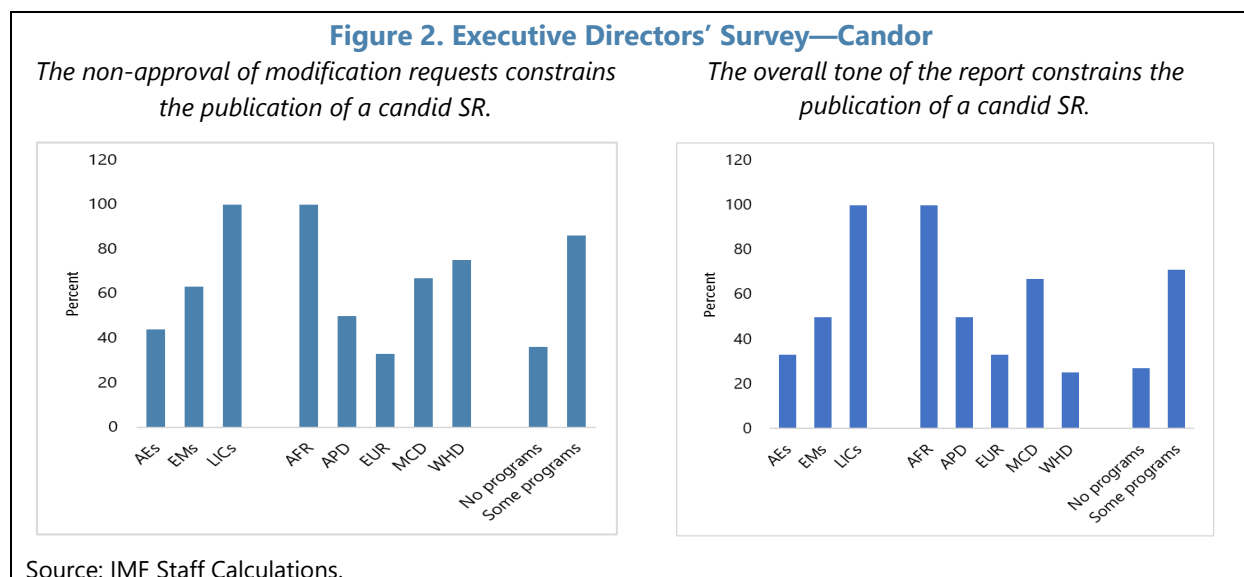
6. In the same vein, non-negotiation of SRs, enshrined in the principles of candor and independence of staff analysis, remains well-respected by stakeholders. 67 percent of MCs confirm that authorities respect the principle of non-negotiation, particularly MCs working on LICs (74 percent versus 66 percent for EMs and 55 percent for AEs) and on program countries (82 percent). In addition, MCs did not experience any pressure to water-down messages in their SRs, neither from their management (83 percent), nor from the EDs offices, and their authorities (74 percent). At the same time, MCs acknowledge that the sensitivity of issues covered (48 percent) and the continuous need to maintain good relationships with the authorities (47 percent) may be a constraint to candid SRs.

7. According to EDs, the non-approval of modification requests and disagreements on specific issues could hinder the publication of candid SRs. About 56 percent of Directors, mainly in EMs and LICs, think that the rejection of corrections and deletions requested by the authorities and disagreements on specific issues could lead to a loss of candor between authorities and staff, which could also be affected by the overall tone of the report (Figure 2). In fact, 44 percent of

Directors consider a “negative” tone of the report as a source of tension between staff and country authorities, which could generate less candid discussions. 37 percent of Directors further point to the fact that non-consent to publication by the authorities can potentially put pressure to water down messages in SRs.

8. Stakeholders also believe that the TP fully achieves its objective in protecting confidential information. Large majority of stakeholders responding to the survey believe that the current transparency rules provide sufficient and adequate protection against adverse market reactions, premature release of information on planned policies, possible misinterpretation of information in reports by the public, and disclosure of confidential information. Support expressed for the TP in this regard is overwhelming among both the MCs as well as the EDs and across all aforementioned categories with some variation across regions (among MCs lower support in Europe concerning safeguards for premature release of planned information and in Asia concerning confidential information; among Directors, lower support concerning safeguards against misinterpretation of messages and information by the public in the Middle East, followed by Europe and Asia).

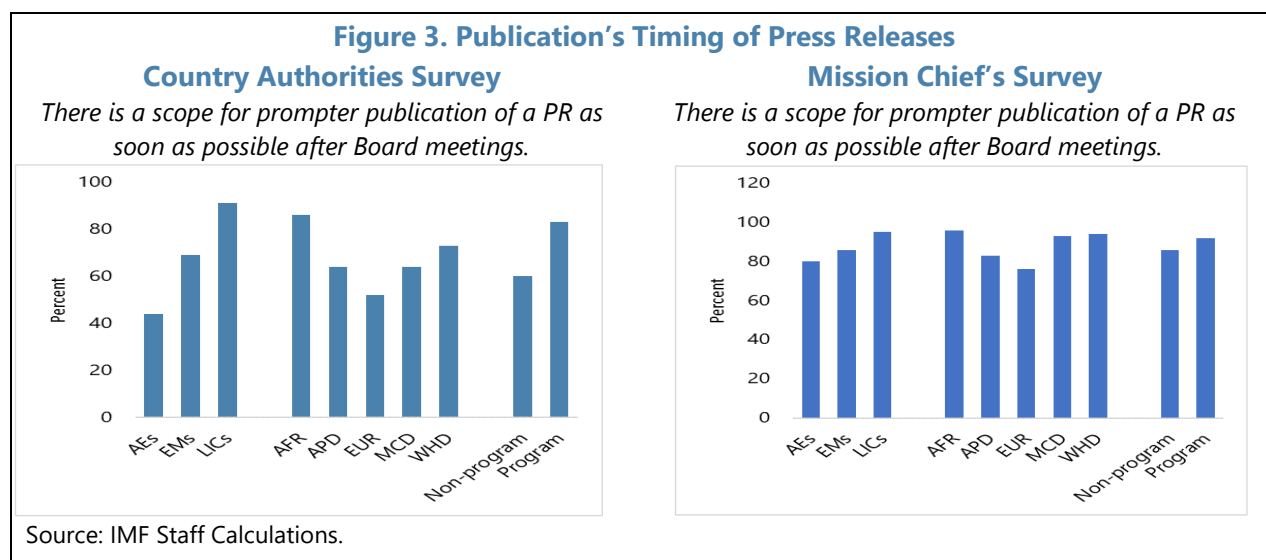
9. Political sensitivities remain the main concern for country authorities. The authorities and EDs overwhelmingly report that all key elements—including economic developments, policy issues and discussion, risks, and the authorities’ views—have been appropriately covered in the country documents. Reflection of politically sensitive messages in country documents remains a concern and in the view of 48 percent of responding authorities (with the highest rate observed in EMs in the Middle East and South America) may have led to less candid SRs or watered-down messages.



C. Publication Timing and Communication

10. While the majority of stakeholders perceive the current publication timing of country documents as adequate, both MCs and country authorities see scope for prompter publication of PRs. Perceptions are that the occurrence of long publication lags is limited. About 69 percent of EDs and country authorities, and 74 percent of MCs who responded to surveys, uniformly distributed across geographical regions, assure that their country documents have been published within 2 weeks of the Board discussions. Mere 12 percent of MCs, supervising mainly EMs and LICs, highlighted that their SRs were published with lags longer than 2 weeks, but remained within 1 month of the Board meeting. However, around 88 percent of MCs and 64 percent of country authorities prefer prompter external communications regarding Board discussions in the form of a PR, independently of the publication of the SR (Figure 3).

11. Discussions over modifications, modification's process, and publication consent are the main reasons behind publication delays. Both EDs (47 percent) and country authorities (54 percent), mostly in EMs and LICs, find that discussions over correction and deletion requests significantly delay publication of country documents, while some MCs, mostly working on EMs, are more concerned about the cumbersome internal modification process (41 percent). Obtaining the authorities' explicit publication consent to publish came second with 42 percent of EDs and 38 percent of MCs pointing to the time-consuming practice under the current "voluntary but presumed" publication framework.



D. Modification of Board Documents

12. While country authorities see current rules to modify Board documents as broadly adequate, EDs and MCs have concerns about the limited scope of the modification rules.

- Around 61 percent of country authorities believe that the current modification rules are sufficiently flexible.
- On the other hand, a large majority of Directors are in favor of more flexibility in the rules of corrections (90 percent) and deletions (73 percent), either through more flexible rules or a loosening of existing rules. Overall, around 86 percent of EDs report to have submitted correction and deletion requests in the past few years, but only 32 percent and 12 percent perceived their requests were either fully or mostly approved, respectively.
- 61 percent of MCs, who in turn perceive a relatively low rate of approval for both correction and deletions, disagree with any further tightening of the scope of existing modification rules to protect staff independence and 84 percent of them prefer even more flexibility in handling administrative errors.

13. While greater flexibility in correction rules is thought to reduce the likelihood of information misinterpretation and ensure a higher publication rate, it is also clear that it would carry cost. Both Directors and MCs agree that more flexibility, likely intended as broader scope to make modifications, has some benefits, including facilitating engagement with the authorities. However, the large majority of MCs believe that this may increase the number of *unreasonable* requests for changes and weaken the non-negotiation principle, resulting in less candid reports—sentiments not shared by the Directors to the same extent.

14. However, the Transparency Policy seems to be providing the needed flexibility for changes to the authorities' views, with some scope for improvement. The surveys indicate that 68 percent of Directors and 66 percent of authorities believe that the Transparency Policy allows for the needed modifications to the authorities' views if they are erroneously represented in the SRs—particularly for surveillance countries (67 percent). Opinions among the MCs are more balanced with 38 percent of them sharing the same view as the authorities and Directors. However, subsequent bilateral discussions with EDs pointed to some scope for improvement as the current rule does not allow adding new information to authorities' views, which often constitutes a source of disagreement.

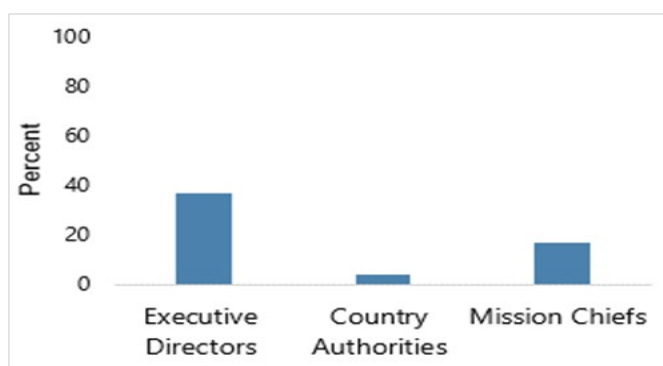
15. Finally, modification requests include requests from country teams and requests from the authorities, and some of these latter may be pre-filtered before submission for assessment. Survey results suggest that about 70 percent of the MCs submit all or filter very few of requests from the authorities, while the remaining MCs report filtering out requests that are assessed to be outside of the purview of the policy.

E. Evenhandedness in the Application of Modification Rules

16. Evenhandedness concerns have somewhat abated compared to the 2013 review, although some perceptions of the uneven implementation of the policy persist among EDs (Box 2).

Only 4 percent of country authorities and 18 percent of MCs believe that the TP is not applied evenhandedly (Figure 4). In addition, compared to 50 percent in the 2013 policy review, 37 percent of EDs currently think that the policy is not evenhandedly applied with the strongest views concentrated in EMs and LICs, and regionally in Europe, Middle East, and Africa.

Figure 4. The Transparency Policy is Applied Evenhandedly Across Countries—Dissenting Responses



Source: IMF Staff Calculations.

17. On balance, attitude of the authorities is revealed as the main factor affecting the evenhanded application of the policy. Authorities' attitude plays a major role in the evenhanded application of the policy for 74 percent of EDs, 70 percent of MCs, and 58 percent of country authorities, with generally, lower support from the Middle East. Income level of the country is seen as second in importance in affecting even application of the policy by MCs (62 percent) and EDs (67 percent) with the largest support from Africa, the Middle East, and Europe, though ranking only third in the perceptions of the authorities, (52 percent) placed greater emphasis on the global economic environment. Both MCs (54 percent) and Directors (61 percent) agree that the geoeconomic fragmentation could be a threat to the "evenhandedness" in SRs.

F. Open Archives Policy

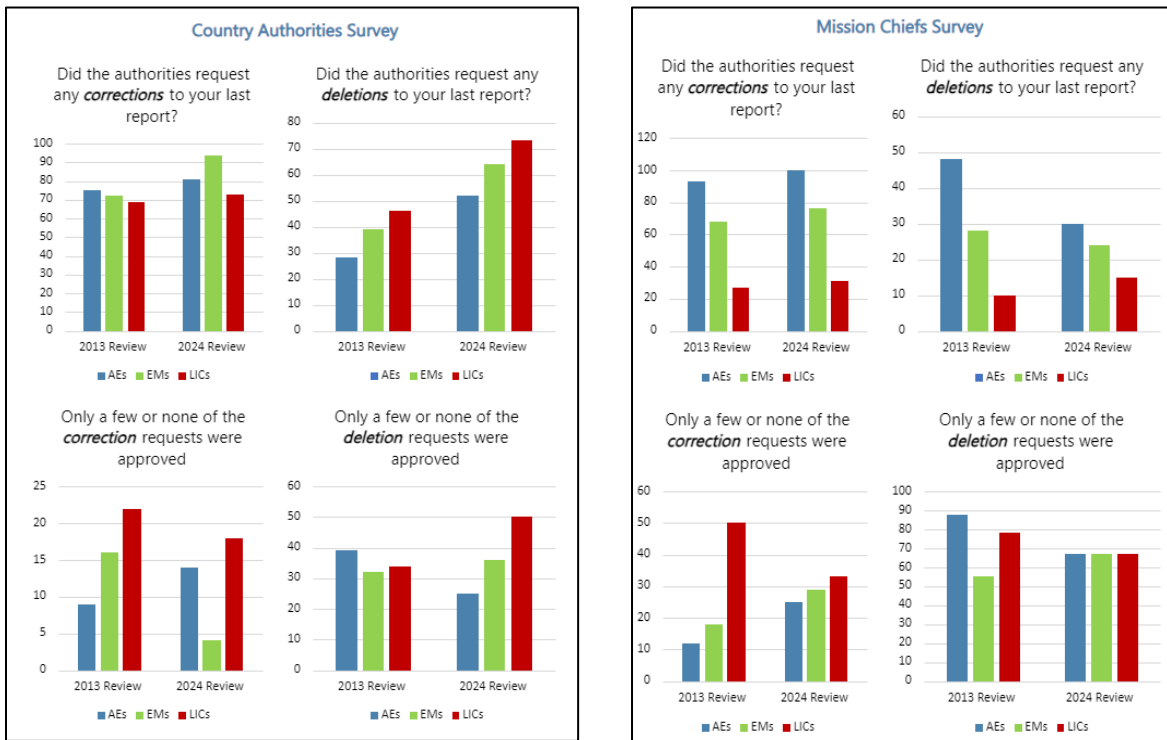
18. Stakeholders assess that the current Open Archive Policy (OAP) is promoting transparency. Both EDs (79 percent) and country authorities (67 percent) agree that the existing policies governing public access to Fund's archives have been successful in promoting transparency since their inception. While both broadly agree on the current time rules applied to Executive Board minutes (5-years rule) and documents under the 20-year rule, only 28 percent of authorities find the 3-year period for access to Board papers as appropriate, unlike EDs (74 percent). The majority of EDs (89 percent) believe that making documents governed by the 20-year rule accessible is as important as making accessible documents under the 3/5-year rules. Most of the responding authorities (85 percent) and EDs (58 percent) believe that an earlier release of Board papers in the archives would not affect candor.

Box 2. Evenhandedness: Narrowing Perceptions of Intergroup Disparities

Survey data can contain qualitative information on perceptions on evenhandedness. Staff is using information available on the rejection rate for modifications to assess evenhandedness in the application of the TP across income groups (AEs, EMs, and LICs) and for both types of modifications (corrections and deletions). This rate is the ratio of (i) the number of requests rejected to; and (ii) the total number of requests submitted, broken down by different income groups. Surveys allow to extract qualitative information on the changes in the numerator and denominator of the rejection rate (see text charts); for the analysis of approval and rejection rates derived from the actual data see “2024 Review of the Fund’s Transparency Policy—Background Paper—Key Trends”. Materially higher rejection rates for specific groups may indicate a source of concern, assuming the quality of requests remains unchanged. Since changes in the rejection rate cannot indicate an improvement in evenhandedness by themselves, in this analysis staff is focusing on changes in intergroup rejection gaps since the last review.

Intergroup disparities for corrections have declined. Both country authorities’ and MCs’ responses to surveys show an increase in correction requests compared to the results of the 2013 review—particularly, for AEs and EMs. On the other hand, the number of rejected requests has declined for both LICs (MCs survey) and EMs (authorities’ survey) and increased significantly for AEs (both surveys), which suggests a lower rejection rate of corrections requests for LICs and EMs than observed in 2013, against a higher rejection rate for AEs. This should support the idea of a tightening in intergroup rejection gaps and hence, a lower perception of uneven implementation of the policy across income groups.

Relative intergroup disparities for deletions have narrowed. Responses to the MCs’ survey suggest that the rejection rate has increased further for EMs—as the number of deletion requests submitted has declined and the number of those rejected has increased compared to the 2013 review—and likely has decreased for AEs and LICs. Country authorities’ responses show that the rejection rate has likely declined for all income groups since the previous review. Although mixed, these findings broadly suggest a tighter perceived intergroup rejection gap for deletions since the 2013 review, indicating a weaker perception of an uneven application of the policy regarding deletions, particularly by country authorities.



Source: IMF Staff Calculations.

VIEWS OF CIVIL SOCIETY ORGANIZATIONS ON THE FUND'S TRANSPARENCY POLICY AND OPEN ARCHIVES POLICY³

To ensure that a wide range of views are reflected in the 2024 review, CSOs were invited to express their views on the Fund's TP.⁴ CSOs acknowledged the significant progress made since the 2013 TP review toward greater transparency and assessed that the Fund's transparency framework compares favorably to similar frameworks in other IFIs. CSOs offered some suggestions for further improvements, eliciting more frequent and timely publication of country documents and improved communications to better support national and international policy debates.

A. The Fund's Transparency Framework

19. According to the CSOs, the Fund has become more transparent and its Transparency Policy is striking the right balance between proactive disclosure of information and protection of confidential information.

- Respondents commended the Fund for improvements since the last Transparency Policy Review, such as the publication of the calendar of Board discussions; more timely publication of AIV SRs; and efforts to inform civil society about the engagements between the IMF and member countries.
- With this, the CSOs have seen the Fund becoming more transparent over the past decade (2014-2023) since the previous review and the IMF's transparency policy comparing favorably with that of other international financial institutions (IFIs) (e.g., World Bank (WB), Bank for International Settlements (BIS), regional development banks), including on the accessibility, frequency, and usefulness of documents on IMF.org.
- There is also a strong agreement among the CSOs that the TP has achieved the right balance in the trade-off between the proactive disclosure of information and the need to protect countries' confidential information. At the same time, selected CSOs indicated that the non-publication of

³ Prepared by Irineu de Carvalho Filho and Alvar Kangur (SPR).

⁴ Representatives from ten prominent CSOs with deep understanding of the IMF operations and/or issues related to transparency were initially invited to participate in the conference call held on May 30, 2023. Subsequently, CSOs were invited to respond to an online survey accessible via a public online consultation page ([Review of the IMF's Transparency Policy — Public Consultation with Civil Society Organizations](#)), which was open from May 31 through June 30, 2023 for any CSO representatives to contribute with their views. Twenty-two CSOs from sixteen different countries participated in the survey; their responses are available at the same consultation page. Most respondents were regular users of Fund documents—at least half of respondents access the Fund website on a weekly basis or more frequently. One response that was received from the private sector was not incorporated among the aggregate results reported in this background note. A follow-up call with CSOs that responded to online survey was held on March 26, 2024, to present the survey results and provide a further opportunity for feedback and discussion.

some AIV reports and the lack of transparency about the Fund's Board proceedings undermine the credibility of the Fund and the ability of CSOs to influence national policy.

B. Areas for Improvement

20. Perceptions over differences in candor remain. Majority of respondents agree that staff country reports adequately depict authorities' views, even if they differ from staff's advice. However, despite acknowledging improvements, some CSOs still perceive differences in the candor of IMF country documents across groups of countries (e.g., by income levels, regions, and by use of Fund resources).

21. Timeliness of publication is adequate, but there is room for improvements to avoid long publication delays and on clarifying which documents are not presumed to be published. Some CSOs argue that the regime of "presumed, but voluntary" gives too much leeway to countries to avoid publication and there is still room for improving the timeliness of reports. Noticeably, some CSOs complained that reports for some countries are often published with long delays. Some saw scope for faster publication of SRs, avoiding unnecessary delays caused by long embargoes, and for more clarity about which documents are not published.

C. Communication Beyond the Transparency Policy

22. CSOs stated that improved communication could further support national and international policy debates. While not directly falling under the coverage of the TP, CSOs identified some possible ways to improve Fund's communication capacity.

- The CSOs noted that the availability of and access to IMF country-specific reports and policy papers have significantly contributed to national and international policy debates over the past decade. They stressed that more cross-country comparative information to identify worst performing countries, and more information about social spending and social protection would further support policy debates.
- Majority of respondents agreed that the language, content, and openness of IMF documents, such as country and policy papers, have improved over the last decade. Accessibility to the Fund documents could be further enhanced by translating more documents to languages other than English; and further adopting more accessible and less technical language that would allow for greater engagement by citizens.
- There were also calls to enhance the functionality of the search engine in the IMF website and recommendations to better organize IMF documents in the public domain (for instance, all documents pertaining to a specific program could be made available together in a single page, PRs that relate to specific programs should include links to the program documents). The Fund could also usefully organize all documents pertaining to the Fund arrangements (initial agreement and subsequent reviews) in a single webpage.

23. Some CSOs would like the Fund to offer more opportunities for public consultation.

CSOs suggest greater transparency before documents are approved by the Board to facilitate involvement of CSOs in policy discussions. More detailed information in the announcements of staff-level agreements can also foster greater debate before Board decisions. Some CSOs further recommended the publication of the first draft of some documents in order to elicit comments and suggestions from citizens and CSOs; and more opportunities for meetings between CSOs and Fund staff.

D. Open Archives Policy

24. Improved functionality of the OAP would support research on the Fund. While mostly agreeing with the OAP's principles and rules, some users of Fund documents from CSOs see the need to improve the implementation of the policy. Majority of CSOs are aware of the Fund's OAP and agrees that the 20-year rule for "other documentary material" is appropriate for transparency purposes. However, users of Fund documents pointed to long delays to receive requested documents and lack of access by researchers to Fund records physically at the IMF headquarters during the COVID-19 pandemic, both of which hindered the use of Fund records for academic research.

Appendix I. Results of the Executive Directors' Survey

	Number of responses	Income level				Region					G20 or non-G20			Program Countries in the Constituency	
		Overall	Advanced Economy	Emerging Markets	Low-income	AFR	APD	EUR	MCD	WHD	G-20	Non-G20	Some are G-20	None	Some
		19	10	8	1	1	4	7	3	4	6	6	7	11	8
Principles Underlying the Policy															
1.The TP should balance the principles of timely disclosure of documents and information with the need to protect confidential information shared by member countries with staff while also protecting the candor and independence of staff analysis	Strongly Disagree	0	0	0	0	0	0	0	0	0	0	0	0	0	0
	Disagree	5	0	13	0	0	0	0	0	25	0	0	14	0	13
	Neither agree nor disagree	0	0	0	0	0	0	0	0	0	0	0	0	0	0
	Agree	53	50	63	0	0	50	71	33	50	50	50	57	64	38
	Strongly Agree	42	50	25	100	100	50	29	67	25	50	50	29	36	50
Weighted Average Score 1/	4.32	4.50	4.00	5.00	5.00	4.50	4.29	4.67	3.75	4.50	4.50	4.00	4.36	4.25	
2.The TP appropriately balances the principles of timely disclosure of documents and information with the need to protect confidential information shared by member countries with staff while also protecting the candor and independence of staff analysis	Strongly Disagree	5	10	0	0	0	0	14	0	0	17	0	0	9	
	Disagree	37	10	75	0	0	50	43	33	25	17	50	43	27	
	Neither agree nor disagree	16	20	13	0	0	0	29	33	0	17	17	14	27	
	Agree	42	60	13	100	100	50	14	33	75	50	33	43	36	
	Strongly Agree	0	0	0	0	0	0	0	0	0	0	0	0	0	
Weighted Average Score	2.95	3.30	2.38	4.00	4.00	3.00	2.43	3.00	3.50	3.00	2.83	3.00	2.91	3.00	
3.The framework for treating confidential information and deletions allowed under the TP provide sufficient protection against accidental disclosure of confidential information	Strongly Disagree	0	0	0	0	0	0	0	0	0	0	0	0	0	
	Disagree	16	10	25	0	0	25	0	0	50	0	0	43	0	
	Neither agree nor disagree	11	10	13	0	0	0	14	33	0	17	0	14	18	
	Agree	63	70	50	100	100	75	57	67	50	83	83	29	64	
	Strongly Agree	11	10	13	0	0	0	29	0	0	17	14	18	0	
Weighted Average Score	3.68	3.80	3.50	4.00	4.00	3.50	4.14	3.67	3.00	3.83	4.17	3.14	4.00	3.25	
4.The TP provides sufficient protection against the negotiation of staff reports and press releases - protecting the candor and independence of staff analysis.	Strongly Disagree	5	10	0	0	0	0	14	0	0	17	0	0	9	
	Disagree	5	0	13	0	0	0	14	0	0	0	14	9	0	
	Neither agree nor disagree	11	10	25	0	0	25	0	33	0	17	0	14	9	
	Agree	63	70	50	100	100	75	43	67	75	33	83	71	45	
	Strongly Agree	16	20	13	0	0	0	29	0	25	33	17	0	27	
Weighted Average Score	3.79	3.90	3.63	4.00	4.00	3.75	3.57	3.67	4.25	3.67	4.17	3.57	3.73	3.88	
Publication Timing and Communications															
5.In the past five years, the Fund generally published reports on countries in your constituency within two-weeks of the board meeting.	Strongly Disagree	5	10	0	0	0	25	0	0	0	17	0	0	9	
	Disagree	5	0	13	0	0	0	0	33	0	17	0	0	9	
	Neither agree nor disagree	21	30	13	0	0	0	14	33	50	0	50	14	18	
	Agree	37	30	50	0	0	75	57	0	17	33	57	0	36	
	Strongly Agree	32	30	25	100	100	0	29	33	50	50	17	29	27	
Weighted Average Score	3.84	3.70	3.88	5.00	5.00	3.25	4.14	3.33	4.00	3.67	3.67	4.14	3.64	4.13	
Communication with the authorities regarding corrections/deletions	Not at all	53	60	50	0	0	25	86	67	25	67	67	29	64	
	Slightly	21	20	25	0	0	0	14	33	50	17	33	14	27	
	To some extent	26	20	25	100	100	75	0	0	25	17	0	57	50	
	To a great extent	0	0	0	0	0	0	0	0	0	0	0	0	0	
	Weighted Average Score	1.74	1.60	1.75	3.00	3.00	2.50	1.14	1.33	2.00	1.50	1.33	2.29	1.45	2.13
Internal IMF processes on corrections/deletions	Not at all	63	70	63	0	0	50	86	67	50	100	67	29	91	
	Slightly	11	10	0	100	100	0	0	25	0	0	0	29	25	
	To some extent	11	20	0	0	0	25	14	0	0	17	14	9	13	
	To a great extent	16	0	38	0	0	25	0	33	25	0	17	29	0	
	Weighted Average Score	1.79	1.50	2.13	2.00	2.00	2.25	1.29	2.00	2.00	1.00	1.83	2.43	1.18	2.63
Communications with the authorities about consent to publish	Not at all	58	60	63	0	0	75	71	33	50	83	33	57	73	
	Slightly	21	20	13	100	100	0	14	33	25	17	33	14	18	
	To some extent	11	10	13	0	0	25	0	33	0	17	14	0	25	
	To a great extent	11	10	13	0	0	0	14	0	25	0	17	14	9	
	Weighted Average Score	1.74	1.70	1.75	2.00	2.00	1.50	1.57	2.00	2.00	1.17	2.17	1.86	1.45	2.13
Other	Not at all	59	70	33	100	100	25	71	50	67	67	60	50	73	
	Slightly	24	20	33	0	0	75	0	0	33	17	0	50	9	
	To some extent	12	10	17	0	0	0	29	0	0	40	0	9	17	
	To a great extent	6	0	17	0	0	0	0	50	0	17	0	0	9	
	Weighted Average Score	1.65	1.40	2.17	1.00	1.00	1.75	1.57	2.50	1.33	1.67	1.80	1.50	1.55	1.83
7.There is a scope for prompter publication of country reports than is currently observed.	Strongly Disagree	11	10	13	0	0	0	29	0	0	17	0	14	18	
	Disagree	16	30	0	0	0	0	29	0	25	0	50	0	18	
	Neither agree nor disagree	53	40	63	100	100	75	29	100	25	67	33	57	45	
	Agree	11	0	25	0	0	0	14	0	25	0	17	14	13	
	Strongly Agree	11	20	0	0	0	0	25	0	25	0	17	14	13	
Weighted Average Score	2.95	2.90	3.00	3.00	3.00	3.50	2.29	3.00	3.50	3.00	2.67	3.14	2.73	3.25	
8.There is a scope for prompter publication of policy documents than is currently observed.	Strongly Disagree	5	10	0	0	0	0	14	0	0	17	0	0	9	
	Disagree	21	30	13	0	0	0	43	0	25	0	50	14	27	
	Neither agree nor disagree	53	40	63	100	100	50	43	67	50	50	57	45	63	
	Agree	16	10	25	0	0	25	0	33	25	33	0	14	18	
	Strongly Agree	5	10	0	0	0	25	0	0	0	0	14	0	13	
Weighted Average Score	2.95	2.80	3.13	3.00	3.00	3.75	2.29	3.33	3.00	3.00	2.50	3.29	2.73	3.25	
9.Do you see scope for prompter communications on Board discussions (e.g., press releases) independent of the publication of the reports	Not at all	68	60	75	100	100	0	86	100	75	50	83	71	64	
	Slightly	21	20	25	0	0	50	14	0	25	33	17	14	27	
	To some extent	11	20	0	0	0	50	0	0	17	0	14	9	13	
	To a great extent	0	0	0	0	0	0	0	0	0	0	0	0	0	
	Weighted Average Score	2.45	2.63	2.28	2.03	2.03	3.54	2.17	2.03	2.28	2.70	2.19	2.46	2.48	2.41

1/ Weighted average was used to convert the responses to questions to select one from four or five answer choices to a 4-point or 5-point scale to make the responses more comparable across questions.

		Income level				Region					G20 or non-G20			Program Countries in the Constituency	
		Overall	Advanced Economy	Emerging Markets	Low-income	AFR	APD	EUR	MCD	WHD	G-20	Non-G20	Some are G-20	None	
														None	Some
Candor and Publication Consent															
Important economic information	Strongly Disagree	0	0	0	0	0	0	0	0	0	0	0	0	0	0
	Disagree	0	0	0	0	0	0	0	0	0	0	0	0	0	0
	Neither agree nor disagree	5	10	0	0	0	14	0	17	0	0	0	9	0	0
	Agree	74	63	63	100	100	100	71	33	75	50	67	100	64	88
	Strongly Agree	21	10	38	0	0	0	14	67	25	33	33	0	27	13
	Weighted Average Score	4.16	4.00	4.38	4.00	4.00	4.00	4.67	4.25	4.17	4.33	4.00	4.18	4.13	
Identified Policy Issues	Strongly Disagree	0	0	0	0	0	0	0	0	0	0	0	0	0	
	Disagree	5	13	0	0	0	14	33	0	33	0	14	0	13	
	Neither agree nor disagree	11	10	13	0	0	0	0	0	0	0	0	0	18	
	Agree	68	80	50	100	100	100	71	33	50	50	67	86	64	
	Strongly Agree	16	10	25	0	0	14	33	25	17	33	0	18	13	
	Weighted Average Score	3.95	4.00	3.88	4.00	4.00	4.00	4.00	3.75	3.83	4.33	3.71	3.88	3.89	
10. Each element of the following list is appropriately reflected in country documents for your country. (Please tick the appropriate box)	Strongly Disagree	0	0	0	0	0	0	0	0	0	0	0	0	0	
	Disagree	5	0	13	0	0	0	0	0	25	0	14	0	14	
	Neither agree nor disagree	26	40	13	0	0	25	29	33	25	50	33	0	36	
	Agree	58	60	50	100	100	75	57	33	50	50	33	86	55	
	Strongly Agree	13	0	25	0	0	0	14	33	0	0	33	0	9	
	Weighted Average Score	3.74	3.60	3.88	4.00	4.00	3.75	3.86	4.00	3.75	4.00	3.71	4.00	3.75	
Risks to the outlook	Strongly Disagree	0	0	0	0	0	0	0	0	0	0	0	0	0	
	Disagree	11	10	13	0	0	14	0	25	0	17	14	0	25	
	Neither agree nor disagree	16	20	13	0	0	29	33	0	50	0	14	0	27	
	Agree	58	60	50	100	100	100	43	33	50	33	50	86	55	
	Strongly Agree	16	10	25	0	0	14	33	25	17	33	0	18	13	
	Weighted Average Score	3.79	3.70	3.88	4.00	4.00	4.00	3.57	4.00	3.75	3.67	3.71	3.91	3.63	
Authorities' views	Strongly Disagree	0	0	0	0	0	0	0	0	0	0	0	0	0	
	Disagree	5	0	13	0	0	25	0	0	0	0	14	0	13	
	Neither agree nor disagree	11	13	13	0	0	14	33	0	33	0	18	0	18	
	Agree	79	90	63	100	100	75	71	67	100	67	83	86	73	
	Strongly Agree	5	13	25	0	0	0	14	0	0	17	0	0	9	
	Weighted Average Score	3.84	3.90	3.75	4.00	4.00	3.50	4.00	3.67	4.00	3.67	4.17	3.71	3.91	3.75
The increased focus on risks (including adverse scenario analysis)	Not at all	53	70	38	0	0	25	71	67	50	67	100	0	61	
	Slightly	16	25	10	0	0	25	14	33	0	14	33	0	27	
	To some extent	26	20	38	0	0	50	14	0	50	0	0	71	9	
	To a great extent	5	0	0	100	100	0	0	0	0	0	0	0	13	
		Weighted Average Score	2.88	2.54	3.04	5.04	5.04	3.29	2.47	2.37	3.04	2.37	2.04	4.04	2.49
External assessments (including exchange rate assessments)	Not at all	47	60	38	0	0	50	43	67	50	83	50	14	64	
	Slightly	32	25	0	25	0	25	43	33	25	43	33	18	50	
	To some extent	16	0	38	0	0	25	14	0	25	17	0	29	13	
	To a great extent	5	0	0	100	100	0	0	0	0	0	0	0	14	
		Weighted Average Score	2.82	2.43	3.03	5.05	5.05	2.78	2.74	2.36	2.78	2.36	2.52	3.47	3.16
Debt sustainability analysis	Not at all	68	90	50	0	0	75	86	33	75	100	67	43	91	
	Slightly	16	20	13	0	0	14	67	0	17	0	14	9	25	
	To some extent	16	0	25	100	100	25	0	0	25	0	0	43	0	
	To a great extent	0	0	0	0	0	0	0	0	0	0	0	0	13	
		Weighted Average Score	2.50	2.12	2.78	4.05	4.05	2.53	2.17	2.69	2.53	2.02	2.36	2.12	3.03
Fiscal space assessment	Not at all	68	80	63	0	0	50	86	100	50	83	100	29	82	
	Slightly	21	25	10	100	100	25	14	0	25	0	17	9	38	
	To some extent	11	10	13	0	0	0	0	25	17	0	14	9	13	
	To a great extent	0	0	0	0	0	0	0	0	0	0	0	0	0	
		Weighted Average Score	2.45	2.32	2.53	3.04	3.04	2.78	2.16	2.03	2.78	2.35	2.02	2.89	2.29
Third-party indicators	Not at all	47	70	25	0	0	75	57	33	25	83	50	14	55	
	Slightly	32	50	0	0	0	29	50	33	17	50	33	43	36	
	To some extent	11	10	13	0	0	0	33	25	0	17	14	0	25	
	To a great extent	11	0	13	100	100	0	14	0	0	0	29	9	13	
		Weighted Average Score	2.87	2.42	3.15	5.03	5.03	2.28	2.74	3.02	3.03	2.19	2.69	3.60	2.66
Depiction of Authorities' Views	Not at all	68	70	75	0	0	50	57	100	100	100	83	29	73	
	Slightly	16	20	13	0	0	14	67	0	17	0	14	9	27	
	To some extent	11	10	13	0	0	0	0	0	0	0	0	0	23	
	To a great extent	5	0	0	100	100	0	0	0	0	0	0	0	14	
		Weighted Average Score	2.55	2.42	2.41	5.05	5.05	3.02	2.46	2.03	2.02	2.19	3.32	2.30	2.91
Authorities, because they might otherwise not consent to the publication of report.	Not at all	63	60	75	0	0	25	71	100	75	83	67	43	82	
	Slightly	21	20	25	0	0	50	14	0	25	0	17	43	9	
	To some extent	16	20	0	100	100	25	14	0	0	17	14	9	25	
	To a great extent	0	0	0	0	0	0	0	0	0	0	0	0	0	
		Weighted Average Score	2.55	2.62	2.27	4.05	4.05	3.03	2.45	2.02	2.27	2.35	2.52	2.90	2.50
12. To what extent have pressures from the following parties caused the messages of reports on countries in your constituency to be "watered down"?	Not at all	89	80	100	100	100	75	86	100	100	100	83	86	100	
	Slightly	5	10	0	0	0	25	0	0	0	0	14	0	13	
	To some extent	5	10	0	0	0	14	0	0	0	17	0	0	75	
	To a great extent	0	0	0	0	0	0	0	0	0	0	0	0	0	
		Weighted Average Score	2.18	2.33	2.02	2.04	2.04	2.28	2.31	2.02	2.02	2.02	2.36	2.17	2.02
Others	Not at all	83	80	86	100	100	50	86	100	100	83	80	86	91	
	Slightly	13	14	14	0	0	50	0	0	17	0	14	9	14	
	To some extent	6	10	0	0	0	14	0	0	0	0	20	0	14	
	To a great extent	0	0	0	0	0	0	0	0	0	0	0	0	0	
		Weighted Average Score	2.24	2.32	2.16	2.02	2.02	2.53	2.81	2.02	2.02	2.19	2.42	2.16	2.11
The non-approval of requested corrections and/or deletions by the authorities	Not at all	44	56	38	0	0	50	67	33	25	67	60	14	64	
	Slightly	22	33	13	0	0	25	17	33	25	33	20	14	27	
	To some extent	28	11	38	100	100	25	0	33	50	0	20	57	71	
	To a great extent	6	0	13	0	0	0	0	0	0	0	0	0	14	
		Weighted Average Score	2.67	2.58	3.27	4.02	4.02	2.78	2.69	3.02	3.27	2.36	2.62	3.74	2.57
Concerns on possibility/continuation of an IMF arrangement	Not at all	89	89	88	100	100	75	83	100	100	100	100	71	91	
	Slightly	6	11	0	0	0	25	0	0	0	0	0	14	14	
	To some extent	0	0	0	0	0	0	0	0	0	0	0	0	0	
	To a great extent	6	13	0	0	0	0	17	0	0	0	0	14	9	
		Weighted Average Score	2.25	2.14	2.41	2.04	2.04	2.28	2.81	2.03	2.03	2.02	2.61	2.30	2.18
Concerns about risk of leaks	Not at all	72	89	63	0	0	50	83	67	100	83	100	43	82	
	Slightly	17	25	11	0	0	50	17	33	0	17	0	29	14	
	To some extent	6	0	0	100	100	0	0	0	0	0	0	14	0	
	To a great extent	6	0												

		Overall	Income level				Region					G20 or non-G20			Program Countries in the Constituency	
			Advanced Economy	Emerging Markets	Low-income	AFR	APD	EUR	MCD	WHD	G-20	Non-G20	Some are G-20	None	Some	
Corrections and Deletions to Documents																
14. In the past few years how often have authorities in your constituency requested any corrections on their country reports?	Never	11	0	25	0	0	0	14	33	0	0	17	14	9	13	
	Occasionally (less than half of country reports)	21	20	13	100	100	25	29	0	0	17	17	29	27	13	
	Frequently	68	80	63	0	0	75	57	67	100	83	67	57	64	75	
15. Please indicate if the correction requests were generally approved.	Yes, all the requests were approved	0	0	0	0	0	0	0	0	0	0	0	0	0	0	
	Most of the requests were approved	32	50	0	100	100	50	14	0	50	50	0	43	27	38	
	Only a few of the requests were approved	26	10	50	0	0	25	29	67	0	0	67	14	9	50	
16. In the past few years how often have authorities in your constituency requested any deletions on their country reports?	Never	16	20	13	0	0	0	29	0	25	17	0	29	27	0	
	Occasionally (less than half of country reports)	63	50	75	100	100	50	43	100	75	33	100	57	45	88	
	Frequently	21	30	13	0	0	50	29	0	0	50	0	14	27	13	
17. Please indicate if the deletion requests were generally approved.	Yes, all the requests were approved	6	0	13	0	0	0	0	33	0	0	17	0	13	0	
	Most of the requests were approved	6	0	0	100	100	0	0	0	0	0	0	14	0	13	
	Only a few of the requests were approved	50	67	38	0	0	25	57	33	100	60	33	57	60	38	
18. The rules on deletions and corrections allow for the preparation of, and help preserve, candid staff reports for countries in my constituency.	None of the requests were approved	6	0	13	0	0	0	14	0	0	0	17	0	10	0	
	Strongly Disagree	0	0	0	0	0	0	0	0	0	0	0	0	0	0	
	Disagree	21	0	50	0	0	25	14	33	25	17	43	9	38	0	
19. More flexibility in the rules on corrections (as opposed to current rule limiting corrections to factual errors, typographical errors, mischaracterizations of the authorities' views, and evident ambiguity) would...	Neither agree nor disagree	16	20	13	0	0	25	14	0	25	17	0	29	18	13	
	Agree	63	80	38	100	100	50	71	67	50	83	83	29	73	50	
	Strongly Agree	0	0	0	0	0	0	0	0	0	0	0	0	0	0	
	Weighted Average Score	3.42	3.80	2.88	4.00	4.00	3.25	3.57	3.33	3.25	3.83	3.67	3.64	3.64	3.13	
Reduce the possibility of misinterpretation of information	Not at all	5	10	0	0	0	0	14	0	0	17	0	9	0	0	
	Slightly	5	10	0	0	0	0	14	0	0	14	0	9	0		
	To some extent	58	60	50	100	100	100	14	67	75	50	67	57	45	75	
Make your job easier, e.g., by facilitating reasonable comments with the stakeholders	To a great extent	32	50	50	0	0	0	57	33	25	33	29	30	25	0	
	Not at all	26	10	38	100	100	25	29	33	0	17	33	29	18	38	
	Slightly	11	20	0	0	0	0	14	0	25	0	29	0	13	0	
Make your job more difficult, e.g., by increasing the number of requests for changes	To some extent	42	38	0	0	0	75	29	33	50	50	29	55	25	0	
	To a great extent	21	20	25	0	0	0	14	33	25	33	17	14	25	0	
	Not at all	68	38	35	2.04	2.04	3.54	3.61	3.71	4.04	4.04	3.54	3.33	3.77	3.42	
	Weighted Average Score	3.62	3.84	3.55	2.04	2.04	3.54	3.61	3.71	4.04	4.04	3.54	3.33	3.77	3.42	
19. More flexibility in the rules on corrections (as opposed to current rule limiting corrections to factual errors, typographical errors, mischaracterizations of the authorities' views, and evident ambiguity) would...	Not at all	68	60	75	100	100	75	86	67	25	67	83	57	82	50	
	Slightly	21	30	13	0	0	0	14	33	50	33	17	14	18	25	
	To some extent	11	10	13	0	0	0	25	0	25	0	29	0	25	0	
Result in less candid reports	To a great extent	0	0	0	0	0	0	0	0	0	0	0	0	0	0	
	Not at all	79	70	88	100	100	75	71	67	100	83	67	86	82	75	
	Slightly	11	10	13	0	0	0	25	0	33	0	17	14	0	25	
Result in negotiating some parts of staff reports and undermine staff independence	To some extent	5	10	0	0	0	0	14	0	0	17	0	9	0		
	To a great extent	11	10	0	0	0	0	14	0	0	17	0	9	0		
	Not at all	74	60	100	0	0	75	71	100	75	67	83	71	73	75	
Result in more staff reports being published on the external website	Slightly	11	20	0	0	0	25	0	0	25	17	0	14	9	13	
	To some extent	11	0	100	100	0	0	14	0	0	17	0	14	18	25	
	To a great extent	5	10	0	0	0	0	14	0	0	17	0	9	0		
Reduce the possibility of misinterpretation of information	Not at all	21	30	13	0	0	50	14	33	0	17	17	29	18	25	
	Slightly	47	30	63	100	100	50	57	0	50	50	33	57	45	50	
	To a great extent	11	10	13	0	0	0	14	33	0	17	17	0	18	0	
Make your job easier, e.g., by facilitating reasonable comments with the stakeholders	Not at all	37	30	38	100	100	50	43	33	0	17	33	57	27	50	
	Slightly	26	30	25	0	0	0	0	33	100	17	33	29	18	38	
	To some extent	16	20	13	0	0	25	29	0	0	17	17	14	27	0	
Make your job more difficult, e.g., by increasing the number of requests for changes	To a great extent	21	20	25	0	0	0	25	29	33	0	50	17	0	27	
	Not at all	58	50	63	100	100	75	71	33	25	50	67	57	64	50	
	Slightly	26	30	25	0	0	25	0	67	50	33	17	29	18	38	
20. More flexibility in the rules on deletions (as opposed to current rule limiting deletions to highly market sensitive material and premature disclosure of policy intentions) would...	To some extent	16	20	13	0	0	0	29	0	25	17	17	14	18	13	
	To a great extent	0	0	0	0	0	0	0	0	0	0	0	0	0	0	
	Not at all	79	70	88	100	100	75	86	67	100	83	67	86	82	75	
Result in less candid reports	Slightly	5	0	13	0	0	0	0	33	0	17	0	14	0	13	
	To some extent	11	20	0	0	0	0	25	0	25	17	0	14	9	0	
	To a great extent	5	10	0	0	0	0	14	0	0	17	0	9	0		
Result in negotiating parts of staff reports and undermine staff independence	Not at all	68	50	100	0	0	75	71	100	50	67	67	71	64	75	
	Slightly	11	20	0	0	0	0	0	0	50	17	17	0	18	0	
	To some extent	16	20	0	100	100	25	14	0	0	17	17	29	9	25	
Result in more staff reports being published on the external website	To a great extent	5	10	0	0	0	0	14	0	0	17	0	0	0	0	
	Not at all	21	20	25	0	0	25	14	67	0	17	33	14	18	25	
	Slightly	26	30	43	0	0	50	14	33	50	17	33	14	18	38	
21. The transparency policy allows for appropriate changes when authorities' views within staff reports are erroneously reported.	To some extent	47	30	63	100	100	25	57	33	50	67	33	53	55	38	
	To a great extent	5	10	0	0	0	0	0	0	0	17	0	9	0		
	Not at all	39	33	34	4.04	4.04	3.03	3.74	2.69	3.53	3.53	3.36	3.31	3.57	3.15	
	Weighted Average Score	3.42	3.50	3.25	4.00	4.00	3.25	3.00	3.74	2.69	3.53	3.36	3.31	3.57	3.15	

		Overall	By income level			By region				G20 or non-G20			Program Countries in the Constituency			
			Advanced Economy	Emerging Markets	Low-income	AFR	APD	EUR	MCD	WHD	G-20	Non-G20	Some are G-20	None	Some	
Handling Confidential Information																
	Adverse market reactions	Not at all	5	10	0	0	0	0	14	0	0	17	0	0	9	0
		Slightly	5	0	13	0	0	25	0	0	0	0	0	14	0	13
		To some extent	74	60	88	100	100	75	71	100	50	50	100	71	73	75
		To a great extent	16	30	0	0	0	0	14	0	50	33	0	14	18	13
		Weighted Average Score	4.00	4.10	3.88	4.00	4.00	3.75	3.86	4.00	4.50	4.00	4.00	4.00	4.00	4.00
22. Abstracting from the risk of leaks, do you think the rules on deletions provide adequate protection against the following?	Release of information on planned policies that could undermine the authorities' ability to implement these policies	Not at all	11	10	13	0	0	25	14	0	0	17	0	14	9	13
		Slightly	0	0	0	0	0	0	0	0	0	0	0	0	0	0
		To some extent	74	70	75	100	100	75	71	100	50	67	100	57	82	63
		To a great extent	16	20	13	0	0	0	14	0	50	17	0	29	9	25
		Weighted Average Score	3.99	4.04	3.91	4.04	4.04	3.54	3.90	4.04	4.55	3.87	4.04	4.04	3.95	4.04
	Possible misinterpretation of messages and/or information by the general public	Not at all	16	10	25	0	0	14	33	25	17	17	14	9	25	
		Slightly	21	10	38	0	0	25	29	0	25	0	17	43	18	25
		To some extent	58	70	38	100	100	75	43	67	50	67	67	43	64	50
		To a great extent	5	10	0	0	0	14	0	0	17	0	0	0	9	0
		Weighted Average Score	3.57	3.84	3.16	4.04	4.04	3.79	3.61	3.37	3.30	3.87	3.54	3.33	3.77	3.29
23. How do you assess the current confidentiality agreements that are protecting certain types of data.		Tight	17	0	38	0	0	17	67	0	0	60	0	9	29	
		Moderately tight	17	33	0	0	0	33	0	25	17	20	14	27	0	
		Neutral	56	56	50	100	100	100	33	33	50	83	20	57	55	57
		Moderately loose	11	11	13	0	0	0	17	0	25	0	0	29	9	14
		Loose	0	0	0	0	0	0	0	0	0	0	0	0	0	0
Evenhandedness																
24. The transparency policy is applied evenhandedly across countries.		Strongly Disagree	5	10	0	0	0	14	0	0	17	0	0	9	0	
		Disagree	32	10	50	100	100	0	29	67	25	17	33	43	18	50
		Neither agree nor disagree	26	40	13	0	0	50	29	0	25	17	17	43	27	25
		Agree	26	20	38	0	0	50	14	33	25	33	33	14	27	25
		Strongly Agree	11	20	0	0	0	0	14	0	25	17	17	0	18	0
Weighted Average Score	3.05	3.30	2.88	2.00	2.00	3.50	2.86	2.67	3.50	3.17	3.33	2.71	3.27	2.75		
25. Geoeconomic fragmentation could be a threat to the "evenhandedness" of staff reports.		Strongly Disagree	11	22	0	0	0	17	0	25	33	0	0	18	0	
		Disagree	11	11	13	0	0	0	33	25	17	0	14	9	14	
		Neither agree nor disagree	17	33	0	0	0	50	17	0	17	0	29	18	14	
		Agree	61	33	88	100	100	50	67	67	50	33	100	57	55	71
		Strongly Agree	0	0	0	0	0	0	0	0	0	0	0	0	0	0
Weighted Average Score	3.28	2.78	3.75	4.00	4.00	3.50	3.33	3.33	2.75	2.50	4.00	3.43	3.09	3.57		
26. Do the following factors affect evenhanded application of transparency policy?	Income level of the country	Not at all	33	56	13	0	0	50	33	0	50	60	17	29	50	13
		Slightly	17	11	25	0	0	50	0	33	0	20	0	29	10	25
		To some extent	39	22	50	100	100	0	33	67	50	0	83	29	20	63
		To a great extent	11	11	13	0	0	0	33	0	0	20	0	14	20	0
		Weighted Average Score	3.31	2.92	3.66	4.04	4.04	2.54	3.70	3.70	3.03	2.83	3.71	3.32	3.13	3.54
	Geographic location/department of the country	Not at all	37	60	13	0	0	50	43	0	50	33	33	43	45	25
		Slightly	21	10	38	0	0	50	14	33	0	50	0	14	27	13
		To some extent	37	20	50	100	100	0	29	67	50	0	67	43	18	63
		To a great extent	5	10	0	0	0	0	14	0	0	17	0	0	9	0
		Weighted Average Score	3.14	2.83	3.41	4.04	4.04	2.53	3.18	3.70	3.03	3.03	3.37	3.03	2.94	3.41
	Attitude of the authorities	Not at all	26	40	13	0	0	25	29	33	25	33	17	29	36	13
		Slightly	21	20	25	0	0	75	0	0	25	33	0	29	18	25
		To some extent	47	30	63	100	100	0	57	67	50	17	83	43	36	63
		To a great extent	5	10	0	0	0	14	0	0	17	0	0	0	9	0
		Weighted Average Score	3.35	3.13	3.53	4.04	4.04	2.78	3.60	3.37	3.28	3.20	3.70	3.17	3.21	3.53
	External factor/global economic environment	Not at all	21	30	13	0	0	25	29	0	25	17	33	14	27	13
		Slightly	42	50	38	0	0	50	29	33	75	50	17	57	45	38
		To some extent	32	10	50	100	100	25	29	67	0	17	50	29	18	50
		To a great extent	5	10	0	0	0	14	0	0	17	0	0	0	9	0
		Weighted Average Score	3.24	3.03	3.41	4.04	4.04	3.03	3.32	3.70	2.78	3.37	3.20	3.17	3.12	3.41
Archives Policy																
27. The Fund has been successful in facilitating public access to its Archives. Please mark all the statements that you consider accurate.		Existing policies on public access to the Fund's archives have promoted more transparency.	79	80	75	0	100	100	71	67	75	100	50	86	73	88
		The three-year period for access to Board papers is appropriate.	74	90	50	0	100	75	100	0	75	67	67	86	82	63
		Earlier release of Board papers into the Archive would affect candor (current rule is three years).	42	30	63	0	0	50	43	33	50	50	33	43	45	38
		The five-year period for access to Executive Board minutes is too long. Earlier release of Board minutes would affect the accuracy of the release of Board minutes.	11	10	13	0	0	25	14	0	0	17	0	14	18	0
		It does not matter when Board minutes are released if the staff reports are published on time.	11	10	0	0	100	0	14	0	0	0	0	29	9	13
The release of Board minutes is as important as the release of staff reports.	37	30	38	0	100	25	29	67	25	50	33	29	36	38		
It is important for transparency that documents under any time rule, including 20 years, are promptly made available.	53	50	50	0	100	50	43	33	75	33	33	86	36	75		
Making documents under the 20-year rule accessible under the Archive is less important than making accessible documents available.	11	10	0	0	100	0	14	0	0	0	0	29	9	13		

Appendix II. Results of the Country Authorities' Survey

		Income level				Region					G20 or non-G20		Program Country		Respondent Entity			
		Overall	Advanced	Emerging	Low-income	AFR	APD	EUR	MCD	WHD	G-20	Non-G20	Yes	No	Central Bank	Ministry of Finance	Other	
			Economy	Markets														
Number of responses		74	27	36	11	7	14	27	11	15	12	62	12	62	47	18	9	
Publication Timing and Communications																		
1. In the past five years, staff reports on your country have been published within two-weeks of the board meeting.	Strongly Disagree	5	15	0	0	0	0	15	0	0	0	6	0	6	6	0	11	
	Disagree	15	4	22	18	0	29	4	9	33	17	15	25	13	15	17	11	
	Neither agree nor disagree	11	4	11	27	29	7	4	27	7	17	10	17	10	9	22	0	
	Agree	34	15	44	45	43	43	19	45	40	17	37	42	32	40	22	22	
	Strongly Agree	35	63	22	9	29	21	59	18	20	50	32	17	39	30	39	56	
	Weighted Average Score	3.78	4.07	3.67	3.45	4.00	3.57	4.04	3.73	3.47	4.00	3.74	3.50	3.84	3.72	3.83	4.00	
2. To what extent were any lags beyond 2 weeks in publication of your country's staff report the result of the following?	The need for internal discussions and coordination among our authorities	Not at all	58	90	47	27	71	25	91	40	36	50	59	55	58	50	75	67
	Slightly	12	5	15	18	0	0	4	30	29	10	13	9	13	11	13	17	
	To some extent	24	5	26	55	29	67	4	30	14	20	25	27	24	32	6	17	
	To a great extent	6	0	12	0	0	8	0	0	21	20	4	9	5	7	6	0	
	Weighted Average Score	2.83	2.18	3.07	3.31	2.61	3.62	2.17	2.94	3.25	3.14	2.77	2.94	2.80	2.99	2.48	2.54	
Discussions on corrections/deletion requests	Not at all	46	95	24	20	67	25	87	0	21	50	45	36	48	43	60	33	
	Slightly	17	5	24	20	0	17	4	50	21	10	18	9	19	16	20	17	
	To some extent	28	0	38	50	33	50	9	20	43	30	27	45	24	30	13	50	
	To a great extent	9	0	15	10	0	8	0	30	14	10	9	9	9	11	7	0	
	Weighted Average Score	3.03	2.07	3.47	3.53	2.69	3.45	2.24	3.83	3.53	3.03	3.03	3.30	2.97	3.12	2.69	3.19	
Other	Not at all	67	86	59	44	80	55	87	80	31	63	67	64	67	68	71	50	
	Slightly	18	0	30	22	0	18	0	20	54	38	14	36	13	14	14	50	
	To some extent	11	10	4	33	20	27	9	0	0	0	12	0	13	14	7	0	
	To a great extent	5	5	7	0	0	0	4	0	15	0	6	0	7	5	7	0	
	Weighted Average Score	2.57	2.35	2.63	2.92	2.43	2.76	2.33	2.24	3.04	2.41	2.60	2.40	2.62	2.60	2.53	2.53	
3. Would you prefer prompter external communications regarding Board discussions on your country (e.g., press releases) independent of the publication of the report itself?	Not at all	36	56	31	9	14	36	48	36	27	75	29	17	40	32	44	44	
	Slightly	19	15	25	9	14	21	19	18	20	25	18	25	18	19	17	22	
	To some extent	34	22	33	64	57	29	26	36	40	0	40	25	35	36	33	22	
	To a great extent	11	7	11	18	14	14	7	9	13	0	13	33	6	13	6	11	
	Weighted Average Score	3.21	2.84	3.28	3.94	3.74	3.24	2.95	3.20	3.43	2.27	3.40	3.77	3.11	3.32	3.03	3.03	

4. Each element of the following list is appropriately reflected in country documents for your country over the last five years (2017-2023). (Please tick the appropriate box)		Income level				Region					G20 or non-G20		Program Country		Respondent Entity		
		Overall	Advanced Economy	Emerging Markets	Low-income	AFR	APD	EUR	MCD	WHD	G-20	Non-G20	Yes	No	Central Bank	Ministry of Finance	Other
Important economic information	Strongly disagree	5	0	8	9	14	7	0	0	13	8	5	8	5	6	0	11
	Disagree	1	0	3	0	0	0	0	0	7	0	2	0	2	0	6	0
	Neither agree nor disagree	1	4	0	0	0	0	4	0	4	0	0	2	0	0	6	0
	Agree	41	41	36	55	43	57	41	36	27	42	40	25	44	40	39	44
	Strongly agree	51	56	53	36	43	36	56	64	53	42	53	67	48	53	50	44
	Weighted Average Score	4.31	4.52	4.22	4.09	4.00	4.14	4.52	4.64	4.00	4.08	4.35	4.42	4.29	4.34	4.33	4.11
Identified policy issues	Strongly disagree	5	0	3	9	14	7	0	0	13	8	5	8	5	6	0	11
	Disagree	1	0	3	0	0	0	0	0	7	0	2	0	2	0	6	0
	Neither agree nor disagree	5	4	3	18	0	4	0	20	8	5	8	5	4	6	11	0
	Agree	47	56	42	45	57	57	56	45	20	75	42	25	52	45	50	56
	Strongly agree	41	41	44	27	29	36	41	55	40	17	45	58	37	47	33	22
	Weighted Average Score	4.16	4.37	4.11	3.82	3.86	4.14	4.37	4.55	3.67	4.08	4.18	4.25	4.15	4.30	4.00	3.78
Policy discussion	Strongly disagree	4	0	6	0	14	0	0	0	13	0	5	8	3	2	6	11
	Disagree	3	0	6	0	0	0	0	0	13	0	3	0	3	0	11	0
	Neither agree nor disagree	12	19	6	18	0	7	15	0	27	17	11	8	13	9	17	22
	Agree	47	44	42	73	57	71	41	45	33	83	40	42	48	47	50	44
	Strongly agree	34	37	39	9	29	21	44	55	13	0	40	42	32	43	17	22
	Weighted Average Score	4.04	4.19	3.97	3.91	3.86	4.14	4.30	4.55	3.20	3.83	4.08	4.08	4.03	4.28	3.61	3.67
Risks to the outlook	Strongly disagree	7	0	11	9	29	0	0	20	8	6	8	6	6	6	11	0
	Disagree	3	4	3	0	0	0	4	0	7	0	3	0	3	0	6	11
	Neither agree nor disagree	7	4	8	9	0	7	4	0	20	8	6	0	8	4	17	0
	Agree	45	44	42	55	29	64	52	45	20	50	44	33	47	47	33	56
	Strongly agree	39	48	36	27	43	29	41	55	33	33	40	58	35	43	38	22
	Weighted Average Score	4.07	4.37	3.89	3.91	3.57	4.21	4.30	4.55	3.40	4.00	4.08	4.33	4.02	4.19	3.94	3.67
Authorities' views	Strongly disagree	4	0	6	9	29	7	0	0	8	3	0	5	4	6	0	0
	Disagree	5	6	18	0	0	0	9	20	0	6	8	5	2	11	11	0
	Neither agree nor disagree	7	4	8	9	0	7	0	20	8	6	0	8	4	11	11	0
	Agree	46	37	56	36	43	57	44	55	33	58	44	58	44	49	44	33
	Strongly agree	38	38	25	27	29	36	27	25	40	33	39	39	40	28	44	44
	Weighted Average Score	4.08	4.56	3.89	3.55	3.48	4.14	4.41	4.18	3.67	3.92	4.11	4.17	4.06	4.19	3.78	4.11
Political sensitivities in your country	Not at all	52	70	39	50	57	50	63	40	40	50	52	33	50	50	67	0
	Slightly	22	19	28	10	14	21	22	20	27	25	21	25	21	22	28	11
	To some extent	7	31	40	29	11	30	33	25	23	29	33	21	26	22	11	0
	To a great extent	3	4	3	0	0	4	10	0	3	8	2	2	2	2	0	11
		Weighted Average Score	1.77	1.44	1.97	1.90	1.71	1.79	1.56	2.10	1.93	1.75	1.77	2.17	1.69	1.80	1.72
5. To what extent did any of the following cause the message of the reports on your country to be "watered down"?	Not at all	74	89	67	60	100	79	89	50	47	83	72	50	79	72	78	78
	Slightly	15	7	19	20	0	7	30	33	8	16	33	11	17	11	11	11
	To some extent	10	0	14	20	0	14	0	20	20	8	10	17	8	11	11	0
	To a great extent	1	0	0	0	0	4	0	0	0	2	0	2	0	0	0	0
		Weighted Average Score	1.38	1.19	1.47	1.60	1.00	1.36	1.19	1.70	1.73	1.25	1.41	1.67	1.33	1.39	1.33
Other	Not at all	76	88	75	50	86	64	92	71	57	67	79	73	77	76	76	78
	Slightly	10	4	13	20	0	29	0	21	25	7	18	9	12	6	11	0
	To some extent	9	6	30	14	29	4	29	7	8	9	10	12	10	12	11	0
	To a great extent	4	4	6	0	0	0	4	0	14	0	5	0	5	2	6	11
		Weighted Average Score	1.41	1.23	1.44	1.80	1.29	1.43	1.19	1.57	1.79	1.42	1.41	1.36	1.42	1.38	1.47
The increased focus on risks (including the adverse scenario analysis)	Not at all	74	100	50	100	57	96	70	57	92	75	75	75	78	76	83	78
	Slightly	11	0	23	0	0	14	7	10	21	33	7	17	10	4	22	22
	To some extent	11	0	14	30	0	21	4	20	14	0	13	8	12	16	6	0
	To a great extent	4	3	3	20	0	14	0	0	7	0	5	0	4	6	0	0
		Weighted Average Score	1.46	1.00	1.60	2.20	1.00	2.00	1.15	1.50	1.71	1.33	1.48	1.33	1.48	1.49	1.50
External assessments (including exchange rate assessments)	Not at all	75	96	69	40	86	50	93	80	57	83	73	67	77	73	83	67
	Slightly	7	4	9	10	0	14	4	0	14	8	7	8	7	4	6	22
	To some extent	14	0	20	30	14	29	4	20	14	8	15	17	13	18	11	0
	To a great extent	4	0	3	20	0	7	0	0	14	0	5	8	3	4	0	11
		Weighted Average Score	1.47	1.04	1.57	2.30	1.29	1.93	1.31	1.40	1.86	1.25	1.52	1.67	1.43	1.53	1.28
6. To what degree have concerns about the following elements hindered the external publication of staff reports for your country over the last five years (2017-2023)? (Please tick the appropriate box)	Not at all	78	100	69	50	100	57	96	70	57	92	75	75	78	76	83	78
	Slightly	8	0	14	10	0	7	0	10	29	8	8	17	7	7	6	22
	To some extent	6	0	14	10	0	14	4	0	7	0	10	8	8	11	6	0
	To a great extent	8	0	3	30	0	21	0	0	7	0	7	0	7	7	6	0
		Weighted Average Score	1.42	1.00	1.51	2.20	1.00	2.00	1.07	1.50	1.64	1.08	1.48	1.33	1.43	1.49	1.33
Fiscal space assessment	Not at all	74	96	63	50	100	50	93	70	50	75	73	75	73	73	78	67
	Slightly	10	4	14	10	0	7	4	20	21	17	8	8	10	9	6	22
	To some extent	13	0	20	20	0	29	4	10	21	8	13	17	12	13	11	11
	To a great extent	4	0	3	20	0	14	0	0	7	0	5	0	5	4	6	0
		Weighted Average Score	1.47	1.04	1.63	2.10	1.00	2.07	1.11	1.40	1.86	1.33	1.50	1.42	1.48	1.49	1.44
Third-party indicators	Not at all	78	100	69	60	100	64	96	70	57	83	78	75	80	78	83	78
	Slightly	10	0	17	10	0	14	4	20	14	17	8	8	10	9	11	11
	To some extent	7	0	6	30	0	21	0	10	7	0	8	7	11	0	0	0
	To a great extent	4	0	9	0	0	0	0	21	0	0	5	8	3	2	6	11
		Weighted Average Score	1.36	1.00	1.54	1.70	1.00	1.57	1.04	1.40	1.93	1.17	1.40	1.50	1.33	1.38	1.28
7. Was consent for publication of Board documents for your country not provided in	Yes	14	0	23	18	0	21	0	36	21	8	15	8	15	17	11	0
	No	86	100	77	82	100	79	100	64	79	92	85	92	85	83	89	100
	Not at all	95	100	94	89	100	91	100	100	85	100	94	92	96	95	100	86
	Slightly	2	0	3	0	0	0	0	0	8	0	2	0	2	0	0	0
	To some extent	2	0	9													

		Overall	Income level			Region					G20 or non-G20		Program Country		Respondent Entity		
			Advanced Economy	Emerging Markets	Low-income	AFR	APD	EUR	MCD	WHD	G-20	Non-G20	Yes	No	Central Bank	Ministry of Finance	Other
Corrections and Deletions to Documents																	
9. Are you familiar with the IMF's rules on corrections and deletions to Board documents?	Yes	61	74	56	45	29	57	67	82	53	83	56	58	61	60	56	78
	Somewhat	30	22	36	27	29	36	30	18	33	17	32	25	31	36	22	11
	No	9	4	8	27	43	7	4	0	13	0	11	17	8	4	22	11
10. Would you agree that the IMF's rules on corrections and deletions allow for the preparation of and help preserve, candid staff reports for your country?	Not at all	1	0	3	0	14	0	0	0	0	2	0	2	0	6	0	
	Slightly	16	4	23	27	29	7	4	20	40	25	15	33	13	13	28	11
	To some extent	42	41	37	64	29	64	41	50	27	25	46	25	46	46	33	44
	To a great extent	40	56	37	9	29	29	56	30	33	50	38	42	39	41	33	44
	Weighted Average Score		3.21	3.52	3.09	2.82	2.71	3.21	3.52	3.10	2.93	3.25	3.20	3.08	3.23	3.28	2.94
11. In the past few years, how often have you requested any corrections on the reports on your country?	Never	14	19	6	27	33	7	22	0	7	0	16	25	11	21	0	0
	Occasionally (less than half of country reports)	42	19	60	45	67	43	26	64	47	33	44	33	44	47	41	22
	Frequently	44	63	34	27	0	50	52	36	47	67	39	42	44	32	59	78
12. Were the requests for corrections approved?	Yes, all the requests were approved	11	13	12	0	50	8	9	9	7	17	10	11	11	16	6	0
	Most of the requests were approved	38	35	42	25	25	38	41	45	29	42	37	22	40	42	24	44
	Some requests were approved	38	48	27	50	0	38	45	27	43	33	38	33	38	32	47	44
	Only a few of the requests were approved	14	4	18	25	25	15	5	18	21	8	15	33	11	11	24	11
13. In the past few years, how often have you requested deletions on the reports on your country?	Never	39	48	36	27	57	36	52	27	20	33	40	33	40	43	39	22
	Occasionally (less than half of country reports)	51	41	58	55	43	43	41	64	73	42	53	58	50	47	50	78
	Frequently	9	11	6	18	0	21	7	9	7	25	6	8	10	11	11	0
14. Were the requests for deletions approved?	Yes, all the requests were approved	6	13	4	0	25	0	13	0	0	7	0	7	10	0	0	0
	Most of the requests were approved	22	19	28	13	50	0	25	38	17	13	24	25	22	33	0	14
	Some requests were approved	37	44	32	38	0	56	38	25	42	50	34	25	39	37	33	43
	Only a few of the requests were approved	27	19	28	38	25	44	13	25	33	38	24	50	22	17	42	43
15. The IMF's rules on corrections and deletions are sufficiently flexible.	None of the requests were approved	8	6	8	13	0	0	13	13	8	0	10	0	10	3	25	0
	Yes	61	78	53	45	50	57	81	64	29	67	60	36	66	70	53	33
	No	39	22	47	55	50	43	19	36	71	33	40	64	34	30	47	67
16. The TP allows for appropriate changes when authorities' views within staff reports are erroneously reported.	Strongly disagree	1	0	3	0	0	0	0	0	7	0	2	8	0	0	0	11
	Disagree	10	4	17	0	0	0	7	9	27	9	10	17	8	4	18	22
	Neither agree nor disagree	23	19	25	27	29	8	30	27	20	0	27	17	25	26	12	33
	Agree	41	42	36	55	57	62	33	55	20	36	42	33	43	47	47	0
	Strongly agree	25	35	19	18	14	31	30	9	27	55	19	25	25	23	24	33
Weighted Average Score		3.78	4.08	3.53	3.91	3.86	4.23	3.85	3.64	3.33	4.36	3.68	3.50	3.84	3.89	3.76	3.22
Handling Confidential Information																	
17. The framework for treating confidential information and deletions allowed under the TP provide sufficient protection against accidental disclosure of confidential information	Strongly disagree	7	4	8	9	14	0	0	0	27	9	6	8	7	4	12	11
	Disagree	4	0	6	9	0	8	0	0	13	9	3	17	2	2	0	22
	Neither agree nor disagree	18	19	19	9	43	15	26	9	0	18	18	17	18	17	18	22
	Agree	49	54	44	55	43	54	52	64	33	27	53	33	52	53	47	33
	Strongly agree	22	23	22	18	0	23	22	27	27	36	19	25	21	23	24	11
Weighted Average Score		3.75	3.92	3.67	3.64	3.14	3.92	3.96	4.18	3.20	3.73	3.76	3.50	3.80	3.89	3.71	3.11

		Overall	Income level			Region					G20 or non-G20		Program Country		Respondent Entity		
			Advanced Economy	Emerging Markets	Low-income	AFR	APD	EUR	MCD	WHD	G-20	Non-G20	Yes	No	Central Bank	Ministry of Finance	Other
Evenhandedness																	
18. In your view to what extent is the IMF's Transparency Policy applied evenhandedly across countries?	Not at all	4	4	3	10	0	0	4	0	14	9	3	0	5	4	6	0
	Slightly	10	0	14	20	14	8	4	10	21	9	10	18	8	11	0	22
	To some extent	42	38	46	40	57	54	33	50	36	36	43	36	43	42	53	22
	To a great extent	44	58	37	30	29	38	59	40	29	45	43	45	43	42	41	56
	Weighted Average Score		3.25	3.50	3.17	2.90	3.14	3.31	3.48	3.30	2.79	3.18	3.27	3.25	3.22	3.29	3.33
19. Do the following factors affect evenhanded application of transparency policy?	Income level of the country	48	54	52	20	43	58	48	60	31	73	43	45	48	48	56	33
	Not at all	19	31	15	0	0	8	37	10	8	9	21	9	21	18	6	44
	Slightly	28	12	24	80	57	33	11	30	38	9	31	45	24	30	25	22
	To some extent	6	4	9	0	0	0	4	0	23	9	5	0	7	5	13	0
	To a great extent																
	Weighted Average Score	1.91	1.65	1.91	2.60	2.14	1.75	1.70	1.70	2.54	1.55	1.98	2.00	1.90	1.91	1.94	1.89
	Geographic location/department of the country	52	58	55	30	43	50	56	70	38	64	50	55	52	50	63	44
	Not at all	19	27	15	10	14	17	30	10	8	18	19	18	19	23	0	33
	Slightly	25	12	24	60	43	33	11	20	38	9	28	27	24	25	25	22
	To some extent	4	4	6	0	0	0	4	0	15	9	3	0	5	2	13	0
	To a great extent																
	Weighted Average Score	1.81	1.62	1.82	2.30	2.00	1.83	1.63	1.50	2.31	1.64	1.84	1.73	1.83	1.80	1.88	1.78
	Attitude of the authorities	42	46	48	10	43	33	37	90	23	55	40	36	43	45	38	33
Not at all	26	23	24	40	29	25	30	0	38	18	28	27	26	27	6	56	
Slightly	26	23	21	50	29	42	26	10	23	18	28	27	26	20	50	11	
To some extent	6	8	6	0	0	0	7	0	15	9	5	9	5	7	6	0	
To a great extent																	
Weighted Average Score	1.96	1.92	1.85	2.40	1.86	2.08	2.04	1.20	2.31	1.82	1.98	2.09	1.93	1.89	2.25	1.78	
External factors/global economic environment	43	52	42	20	57	25	50	50	31	45	42	36	44	44	31	56	
Not at all	21	28	15	20	0	17	23	20	31	27	19	18	21	16	25	33	
Slightly	29	16	33	50	43	50	23	30	15	18	32	36	28	33	31	11	
To some extent	7	4	9	10	0	8	4	0	23	9	7	9	7	7	13	0	
To a great extent																	
Weighted Average Score	2.01	1.72	2.09	2.50	1.86	2.42	1.81	1.80	2.31	1.91	2.04	2.18	1.98	2.02	2.25	1.56	
Archives Policy																	
20. Have you ever used the Fund's archive?	Always	0	0	0	0	0	0	0	0	0	0	0	0	0	0	0	
	Very Frequently	23	15	23	50	20	43	15	0	25	33	21	40	20	24	29	17
	Occasionally	27	0	46	50	60	14	8	0	75	17	29	40	24	24	43	17
	Rarely	20	38	8	0	0	14	38	0	0	33	17	0	24	12	29	33
	Very Rarely	17	31	8	0	0	29	23	0	0	0	21	0	20	18	0	33
	Never	13	15	15	0	20	0	15	100	0	17	13	20	12	24	0	0
21. The Fund has been successful in facilitating public access to its Archives. Please mark all the statements that you consider accurate.	Existing policies on public access to the Fund's archives have promoted more transparency	67	69	71	45	43	69	67	90	60	91	62	73	66	65	71	67
	The three-year period for access to Board papers is appropriate.	28	42	20	18	14	8	37	30	33	45	25	18	30	20	41	44
	Earlier release of Board papers into the Archive would affect candor (current rule is three years)	15	12	20	9	0	23	11	10	27	18	15	9	16	13	18	22
	The five-year period for access to Executive Board minutes is too long. Earlier release of Board minutes is more appropriate.	11	12	11	9	0	15	11	20	7	0	13	9	11	13	0	22
	It does not matter when Board minutes are released if the staff reports are published on time.	8	4	11	9	14	0	7	20	7	0	10	9	8	11	6	0
	The release of Board minutes is as important as the release of staff reports.	28	19	31	36	43	38	19	40	20	27	28	45	25	35	12	22
	It is important for transparency that documents under any time rule, including 20 years, are released.	22	27	17	27	0	31	22	20	27	18	23	27	21	20	24	33
	Making documents under the 20-year rule accessible under the Archive is less important	8	4	14	0	14	8	4	20	7	0	10	9	8	9	6	11

		Income level											Region					G20 or non-G20		Program Country	
		Overall	Advanced	Emerging	Low-	AFR	APD	EUR	MCD	WHD	G-20	Non-G20	Yes	No							
			Economy	Markets	Income																
Corrections and Deletions of Staff Reports																					
10. Did the authorities request any corrections to your last report?	Yes	64	100	76	31	32	70	84	73	71	100	60	50	72							
	No	36	0	24	69	68	30	16	27	29	0	40	50	28							
10.1. Were the requests for corrections approved?	Yes, all the requests were approved (either directly or after consulting with SPR)	9	0	8	25	33	6	5	0	8	9	8	16	6							
	Yes, most of the requests were approved	23	40	18	8	11	25	33	9	25	45	19	26	22							
	Yes, some of the requests were approved	40	35	45	33	22	50	33	45	42	45	39	32	43							
	Only a few of the requests were approved	21	25	16	33	22	13	29	27	17	0	25	11	25							
	None of the requests were approved	7	0	13	0	11	6	0	18	8	0	8	16	4							
11. Did the authorities request any deletions to your report?	Yes	22	30	24	15	7	22	28	33	24	36	20	18	24							
	No	78	70	76	85	93	78	72	67	76	64	80	82	76							
11.1. Were the requests for deletions approved?	Yes, all the requests were approved (either directly or after consulting with SPR)	4	0	0	17	50	0	0	0	0	5	14	0								
	Most of the requests were approved	29	33	33	17	50	0	43	20	50	75	20	43	24							
	Yes, some of the requests were approved	0	0	0	0	0	0	0	0	0	0	0	0								
	Only a few of the requests were approved	25	17	17	50	0	80	0	20	25	0	30	14	29							
	None of the requests were approved	42	50	50	17	0	20	57	60	25	25	45	29	47							
11.1.1. The publication of information that was not deleted generated adverse market or public reactions.	Not at all	96	100	92	100	100	100	100	100	75	100	95	100	94							
	Slightly	4	0	8	0	0	0	0	0	25	0	5	0	6							
	To some extent	0	0	0	0	0	0	0	0	0	0	0	0	0							
	To a great extent	0	0	0	0	0	0	0	0	0	0	0	0	0							
	Weighted Average Score	1.04	1.00	1.08	1.00	1.00	1.00	1.00	1.00	1.25	1.00	1.05	1.00	1.06							
12. Do you make any pre-screening to corrections and deletions requested by the authorities i.e., deciding on which requests to enter into the TP Portal?	Yes	53	80	52	41	36	52	72	53	53	82	50	47	56							
	No	47	20	48	59	64	48	28	47	47	18	50	53	44							
12.1. Please provide an estimate of the share of corrections and deletions requests received from the authorities that were screened out and were NOT entered by your team into the TP Portal.	Less than 10%	21	19	19	25	30	25	11	13	33	44	16	22	20							
	Between 10% and 25%	21	38	12	19	30	25	28	13	0	22	20	17	23							
	Between 25% and 50%	33	25	42	25	20	17	44	50	22	22	35	22	38							
	Between 50% and 75%	19	13	19	25	20	25	11	13	33	11	20	28	15							
	Higher than 75%	7	6	8	6	0	8	6	13	11	0	8	11	5							
13. Important economic information was omitted from the published staff report as a result of modifications before publication.	Not at all	95	100	92	97	93	96	100	100	94	100	95	95	96							
	Slightly	3	0	6	0	4	4	0	0	0	3	3	3	3							
	To some extent	1	0	0	3	4	0	0	0	0	0	1	0	0							
	To a great extent	1	0	2	0	0	0	0	0	6	0	1	0	1							
	Weighted Average Score	1.07	1.00	1.12	1.05	1.11	1.04	1.00	1.00	1.18	1.00	1.08	1.08	1.07							
14. Would you agree that the rules on corrections allow for the preparation of a candid staff report?	Not at all	6	5	8	3	4	4	0	7	18	18	4	5	6							
	Slightly	10	5	10	13	11	17	4	0	18	0	11	11	10							
	To some extent	42	35	42	46	54	52	32	33	35	45	42	50	38							
	To a great extent	42	55	40	38	62	64	60	29	36	43	34	34	46							
	Weighted Average Score	3.21	3.40	3.14	3.21	3.14	3.00	3.60	3.47	2.76	3.00	3.23	3.13	3.25							
15. Would you agree that the rules on deletions allow for the preparation of a candid staff report?	Not at all	11	15	12	8	14	17	0	7	18	18	10	13	10							
	Slightly	11	0	14	13	7	13	4	13	24	0	12	13	10							
	To some extent	44	35	44	49	57	43	48	27	35	45	44	50	41							
	To a great extent	34	50	30	31	21	26	48	53	24	36	34	24	39							
	Weighted Average Score	3.01	3.20	2.92	3.03	2.86	2.78	3.44	3.27	2.65	3.00	3.01	2.84	3.10							
Focus on risks (including)	Not at all	52	55	42	64	68	30	44	73	47	55	52	58	49							
	Slightly	22	20	26	18	21	26	32	7	18	0	24	21	23							
	To some extent	20	25	24	13	11	35	24	13	18	45	17	18	21							
	To a great extent	6	0	8	5	0	9	0	7	18	0	6	3	7							
	Weighted Average Score	1.79	1.70	1.98	1.59	1.43	2.22	1.80	1.53	2.06	1.91	1.78	1.66	1.86							
External sector assessment	Not at all	69	80	64	69	71	57	68	87	65	82	67	68	69							
	Slightly	20	0	24	26	25	26	20	7	18	0	22	21	20							
	To some extent	7	20	6	3	4	13	12	0	6	18	6	5	8							
	To a great extent	4	0	6	3	0	4	0	7	12	0	4	5	3							
	Weighted Average Score	1.46	1.40	1.54	1.38	1.32	1.65	1.44	1.27	1.65	1.36	1.47	1.47	1.45							
Debt sustainability analy	Not at all	62	70	60	62	61	61	60	67	65	64	62	68	59							
	Slightly	25	20	28	23	29	26	32	27	6	36	23	18	28							
	To some extent	9	10	6	13	11	4	8	0	24	0	10	13	7							
	To a great extent	4	0	6	3	0	9	0	7	6	0	4	0	6							
	Weighted Average Score	1.54	1.40	1.58	1.56	1.50	1.61	1.48	1.47	1.71	1.36	1.56	1.45	1.59							
Fiscal space assessment	Not at all	78	80	68	90	89	74	60	87	82	64	80	84	75							
	Slightly	16	5	26	8	7	17	28	13	12	18	15	13	17							
	To some extent	6	10	6	3	4	9	8	0	6	18	4	3	7							
	To a great extent	1	5	0	0	0	0	4	0	0	0	1	0	1							
	Weighted Average Score	1.29	1.40	1.38	1.13	1.14	1.35	1.56	1.13	1.24	1.55	1.27	1.18	1.35							
Third-party indicators	Not at all	72	80	72	67	64	78	68	80	71	82	70	58	79							
	Slightly	15	5	16	18	18	17	8	13	18	0	16	21	11							
	To some extent	10	10	10	10	14	0	20	0	12	18	9	13	8							
	To a great extent	4	5	2	5	4	4	4	7	0	0	4	8	1							
	Weighted Average Score	1.46	1.40	1.42	1.54	1.57	1.30	1.60	1.33	1.41	1.36	1.47	1.71	1.32							
Depiction of Authorities' View	Not at all	64	65	62	67	71	48	60	80	65	55	65	58	68							
	Slightly	19	15	20	21	18	22	20	20	18	9	20	26	15							
	To some extent	11	15	12	8	7	13	20	0	12	27	9	11	11							
	To a great extent	6	5	6	5	4	17	0	0	6	9	5	6	6							
	Weighted Average Score	1.58	1.60	1.62	1.51	1.43	2.00	1.60	1.20	1.59	1.91	1.54	1.63	1.55							

		Overall	Income level				Region				G20 or non-G20		Program Country		
			Advanced Economy	Emerging Markets	Low-income		AFR	APD	EUR	MCD	WHD	G-20	Non-G20	Yes	No
Policy clarity and flexibility															
17. More flexibility in the rules on corrections (as opposed to the current rule limiting corrections to factual errors, typographical errors, mischaracterizations of the authorities' views, and evident ambiguity) would:	Reduce the possibility of misinterpretation of information	Not at all	19	30	20	13	21	17	24	20	12	9	20	13	23
		Slightly	25	25	18	33	29	13	28	33	24	27	24	32	21
		To some extent	36	30	34	41	32	48	36	33	24	45	35	39	34
		To a great extent	20	15	28	13	18	22	12	13	41	18	20	16	23
		Weighted Average Score	2.57	2.30	2.70	2.54	2.46	2.74	2.36	2.40	2.94	2.73	2.55	2.58	2.56
		Make your job easier, e.g., by facilitating reasonable engagements with the authorities	Not at all	25	35	18	28	29	17	28	33	18	27	24	26
			Slightly	25	25	24	26	25	13	32	47	12	18	26	29
			To some extent	34	40	34	31	32	57	40	7	18	36	34	32
			To a great extent	17	0	24	15	14	13	0	13	53	18	16	13
			Weighted Average Score	2.42	2.05	2.64	2.33	2.32	2.65	2.12	2.00	3.06	2.45	2.42	2.32
18. There is a need to tighten rules for corrections and/or deletions to better protect staff independence.	Make your job more difficult by making it more difficult to resist unreasonable requests	Not at all	19	20	18	21	14	26	12	13	35	9	20	13	
		Slightly	38	35	40	36	43	35	32	27	53	55	36	45	
		To some extent	21	10	26	21	18	22	24	33	12	0	23	21	
		To a great extent	22	35	16	23	25	17	32	27	0	36	20	21	
		Weighted Average Score	2.46	2.60	2.40	2.46	2.54	2.30	2.76	2.73	1.76	2.64	2.44	2.50	
		Make your job more difficult by increasing the number of requests for changes, absorbing more staff time	Not at all	20	20	24	15	29	9	12	13	41	9	21	
			Slightly	28	25	28	31	25	35	32	13	35	36	28	
			To some extent	27	20	28	28	21	35	24	40	18	18	28	
			To a great extent	25	35	20	26	25	22	32	33	6	36	23	
			Weighted Average Score	2.56	2.70	2.44	2.64	2.43	2.70	2.76	2.93	1.88	2.82	2.53	2.55
19. The TP provides appropriate flexibility for changes to authorities' views when they are erroneously reported in staff reports.	Result in less candid reports	Not at all	43	40	42	46	54	26	40	53	47	36	44	45	
		Slightly	25	15	26	28	18	39	16	13	41	27	24	34	
		To some extent	20	20	26	13	14	26	24	20	12	18	20	11	
		To a great extent	12	25	6	13	14	9	20	13	0	18	11	11	
		Weighted Average Score	2.01	2.30	1.96	1.92	1.89	2.17	2.24	1.93	1.65	2.18	1.99	1.87	
		Result in negotiating some parts of staff reports and undermine staff independence	Not at all	37	35	38	36	43	26	36	27	53	18	39	
			Slightly	25	20	20	33	21	30	16	27	35	27	24	
			To some extent	19	10	32	8	14	30	20	6	27	18	13	
			To a great extent	19	35	10	23	21	13	28	27	6	27	18	
			Weighted Average Score	2.21	2.45	2.14	2.18	2.14	2.30	2.40	2.47	1.65	2.64	2.16	
20. Modifications to authorities' views should be subject to the same rules as modifications of other parts of staff reports (e.g., staff's views).	Result in more staff reports being published on the external website	Not at all	37	60	34	28	32	30	56	33	29	64	34		
		Slightly	28	20	22	38	36	30	16	33	24	18	29		
		To some extent	27	5	26	26	25	26	20	27	35	9	29		
		To a great extent	9	15	8	8	7	13	8	7	12	9	9		
		Weighted Average Score	2.08	1.75	2.18	2.13	2.07	2.22	1.80	2.07	2.29	1.64	2.13		
	21. More flexibility in handling administrative errors is required under the TP.	Strongly disagree	22	20	24	21	25	13	20	20	35	9	23	34	
			Disagree	39	40	36	44	39	39	36	47	41	27	41	
			Neither agree nor disagree	38	40	38	36	36	43	44	33	24	64	35	
			Agree	1	0	2	0	0	4	0	0	0	1	0	
			Strongly agree	0	0	0	0	0	0	0	0	0	0	0	
		Weighted Average Score	2.17	2.20	2.18	2.15	2.11	2.39	2.24	2.13	1.88	2.55	2.13		
22. There is a need to tighten rules for corrections and/or deletions to better protect staff independence.		Strongly disagree	6	5	6	5	0	26	0	0	0	18	4	3	
			Disagree	24	40	22	18	25	26	36	0	18	36	22	
			Neither agree nor disagree	32	10	34	41	46	26	24	20	41	18	34	
			Agree	28	20	32	28	18	22	24	60	35	18	30	
		Strongly agree	10	25	6	8	11	0	16	20	6	9	10		
		Weighted Average Score	3.14	3.20	3.10	3.15	3.14	2.43	3.20	4.00	3.29	2.64	3.19		
	23. The TP provides appropriate flexibility for changes to authorities' views when they are erroneously reported in staff reports.	Strongly disagree	25	30	24	23	14	35	20	27	35	64	20	16	
			Disagree	49	50	50	46	43	48	56	47	47	18	52	
			Neither agree nor disagree	16	10	14	21	25	13	12	20	6	9	16	
			Agree	6	5	6	5	11	0	4	0	12	9	5	
		Strongly agree	6	5	6	5	7	4	8	7	0	0	6		
		Weighted Average Score	2.18	2.05	2.20	2.23	2.54	1.91	2.24	2.13	1.94	1.64	2.24		
24. Modifications to authorities' views should be subject to the same rules as modifications of other parts of staff reports (e.g., staff's views).		Strongly disagree	2	5	0	3	4	0	4	0	0	0	2	5	
			Disagree	2	0	4	0	0	0	4	7	0	0	2	
			Neither agree nor disagree	12	25	10	8	11	9	12	13	18	11	8	
			Agree	40	45	34	46	32	52	48	40	24	27	42	
		Strongly agree	44	25	52	44	54	39	32	40	59	55	43		
		Weighted Average Score	4.23	3.85	4.34	4.28	4.32	4.30	4.00	4.13	4.41	4.36	4.21		
	25. There is a need to tighten rules for corrections and/or deletions to better protect staff independence.	Strongly disagree	2	5	0	3	4	0	4	0	0	0	2	5	
			Disagree	2	0	4	0	0	0	4	7	0	0	2	
			Neither agree nor disagree	12	25	10	8	11	9	12	13	18	11	8	
			Agree	40	45	34	46	32	52	48	40	24	27	42	
		Strongly agree	44	25	52	44	54	39	32	40	59	55	43		
		Weighted Average Score	4.23	3.85	4.34	4.28	4.32	4.30	4.00	4.13	4.41	4.36	4.21		

		Overall	Income level			Region					G20 or non-G20		Program Country		
			Advanced Economy	Emerging Markets	Low-income	AFR	APD	EUR	MCD	WHD	G-20	Non-G20	Yes	No	
Views on Handling Confidential Information															
22. Abstracting from the risk of leaks, do you think that the Fund's transparency rules provide adequate safeguards against the following?	Adverse market reactions	Not at all	9	20	6	8	4	13	8	0	24	18	8	0	14
		Slightly	16	5	24	10	18	13	4	20	29	18	15	26	10
		To some extent	50	30	44	69	57	65	40	47	41	27	53	53	49
		To a great extent	25	45	26	13	21	9	48	33	6	36	23	21	27
		Weighted Average Score	2.91	3.00	2.90	2.87	2.96	2.70	3.28	3.13	2.29	2.82	2.92	2.95	2.89
23. There is a need to strengthen the handling of confidential information to better protect certain types of data.	Release of information on planned policies that could undermine the authorities' ability to implement these policies	Not at all	11	15	10	10	4	22	4	7	24	18	10	5	14
		Slightly	17	20	14	21	21	17	8	20	24	0	19	26	13
		To some extent	51	35	50	62	61	52	44	53	47	64	50	50	52
		To a great extent	20	30	26	8	14	9	44	20	6	18	20	18	21
		Weighted Average Score	2.81	2.80	2.92	2.67	2.86	2.48	3.28	2.87	2.35	2.82	2.81	2.82	2.80
24. The transparency policy is applied evenhandedly across countries.	Possible misinterpretation of messages and/or information by the general public	Not at all	18	25	18	15	7	26	12	13	41	18	18	5	25
		Slightly	24	20	22	28	29	26	20	27	18	27	23	34	18
		To some extent	44	40	42	49	50	43	48	40	35	45	44	45	44
		To a great extent	14	15	18	8	14	4	20	20	6	9	14	16	13
		Weighted Average Score	2.53	2.45	2.60	2.49	2.71	2.26	2.76	2.67	2.06	2.45	2.54	2.71	2.44
25. Geoeconomic fragmentation could be a threat to the evenhandedness of staff reports.	Strongly disagree	2	0	0	5	7	0	0	0	0	0	2	5	0	
	Disagree	11	20	12	5	4	4	20	13	18	9	11	13	10	
	Neither agree nor disagree	55	70	48	56	54	48	64	67	41	91	51	53	56	
	Agree	26	10	32	26	29	43	16	7	29	0	29	24	27	
	Strongly agree	6	0	8	8	7	4	0	13	12	0	7	5	7	
	Weighted Average Score	3.24	2.90	3.36	3.26	3.25	3.48	2.96	3.20	3.35	2.91	3.28	3.11	3.31	
26. Do the following factors affect evenhanded application of transparency policy?	Income level of the country	Strongly disagree	4	10	4	0	4	4	8	0	0	0	4	5	3
		Disagree	14	20	14	10	11	13	24	0	18	18	13	13	14
		Neither agree nor disagree	49	40	46	56	57	43	32	53	65	45	49	50	48
		Agree	29	25	34	26	18	39	32	47	18	36	29	24	32
		Strongly agree	5	5	2	8	11	0	4	0	0	0	5	8	3
	Weighted Average Score	3.17	2.95	3.16	3.31	3.21	3.17	3.00	3.47	3.00	3.18	3.17	3.16	3.18	
26. Do the following factors affect evenhanded application of transparency policy?	Geographic location/department of the country	Strongly disagree	2	0	0	5	7	0	0	0	0	0	2	5	0
		Disagree	6	15	4	5	0	9	12	7	6	9	6	0	10
		Neither agree nor disagree	38	35	36	41	39	35	28	40	47	64	35	32	41
		Agree	36	30	40	33	36	43	36	27	35	18	38	45	31
		Strongly agree	18	20	20	15	18	13	24	27	12	9	19	18	18
	Weighted Average Score	3.62	3.55	3.76	3.49	3.57	3.61	3.72	3.73	3.53	3.27	3.66	3.71	3.58	
26. Do the following factors affect evenhanded application of transparency policy?	Attitude of the authorities	Not at all	38	55	28	41	32	35	40	33	47	45	37	29	42
		Slightly	19	5	22	23	32	17	12	13	18	0	21	29	14
		To some extent	30	20	36	28	25	35	28	47	24	45	29	32	30
		To a great extent	13	20	14	8	11	13	20	7	12	9	13	11	14
		Weighted Average Score	2.18	2.05	2.36	2.03	2.14	2.26	2.28	2.27	2.00	2.18	2.18	2.24	2.15
26. Do the following factors affect evenhanded application of transparency policy?	External factors/global economic environment	Not at all	50	65	40	56	46	48	56	33	65	64	49	37	58
		Slightly	20	15	24	18	32	17	16	20	12	9	21	24	18
		To some extent	19	10	24	18	18	17	16	27	24	18	19	29	14
		To a great extent	10	10	12	8	4	17	12	20	0	9	10	11	10
		Weighted Average Score	1.89	1.65	2.08	1.77	1.79	2.04	1.84	2.33	1.59	1.73	1.91	2.13	1.76
26. Do the following factors affect evenhanded application of transparency policy?	Income level of the country	Not at all	30	40	26	31	29	26	24	47	29	27	31	26	32
		Slightly	27	20	24	33	32	30	20	33	18	9	29	32	24
		To some extent	23	15	24	26	29	17	32	7	24	18	23	29	20
		To a great extent	20	25	26	10	11	26	24	13	29	45	17	13	24
		Weighted Average Score	2.33	2.25	2.50	2.15	2.21	2.43	2.56	1.87	2.53	2.82	2.28	2.29	2.35
26. Do the following factors affect evenhanded application of transparency policy?	Geographic location/department of the country	Not at all	50	70	40	54	54	43	60	33	53	55	50	34	59
		Slightly	27	20	36	18	29	26	24	33	24	27	27	34	23
		To some extent	17	0	18	26	18	17	8	27	24	9	18	26	13
		To a great extent	6	10	6	3	0	13	8	7	0	9	5	5	6
		Weighted Average Score	1.78	1.50	1.90	1.77	1.64	2.00	1.64	2.07	1.71	1.73	1.79	2.03	1.65