

The Alliance



IN ESSENCE

Leading global organization on FI policy & regulation

Member-owned policy driving & capacity building network

Develop & promote evidence-based policy solutions



114
Institutions

94
Countries

POLICY AREAS

Global Standards & Proportionality

Financial Inclusion Strategy

Measuring Financial Inclusion & Data

SME Finance

Digital Financial Services

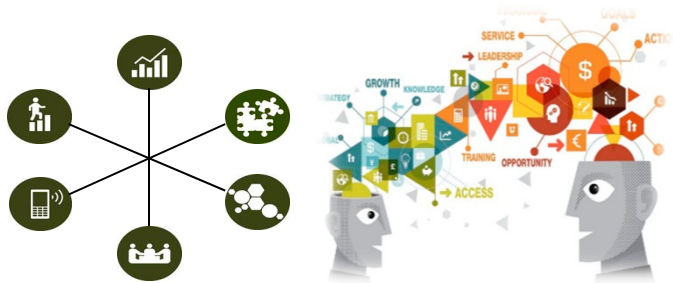
Consumer Empowerment & Market Conduct



AFI Services



Capacity Building



Global Advocacy



Global & Regional Events & Platforms



THE 2016
AFI GLOBAL
POLICY FORUM
BUILDING THE
PILLARS OF
SUSTAINABLE
INCLUSION
NADI, FIJI 7-9 SEPTEMBER



The Maya
Declaration
Commitments
you can bank on

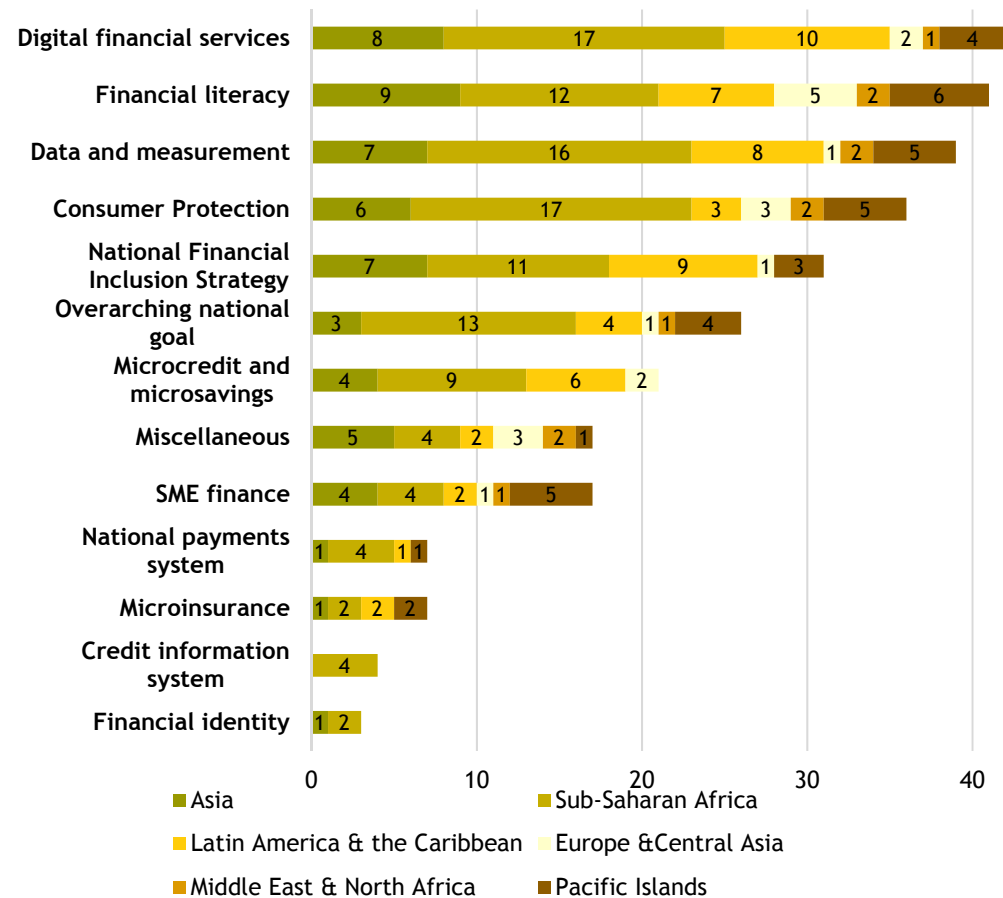




Voluntary, national commitments made publically by members to advance financial inclusion

- Digital Financial Services is the top policy areas for commitments among AFI Members
- DFS and Financial Literacy are the top policy areas for commitments among AFI members from the Asian region
- Maya Commitments in Digital Financial Services recorded higher completion of targets set compared to other policy areas

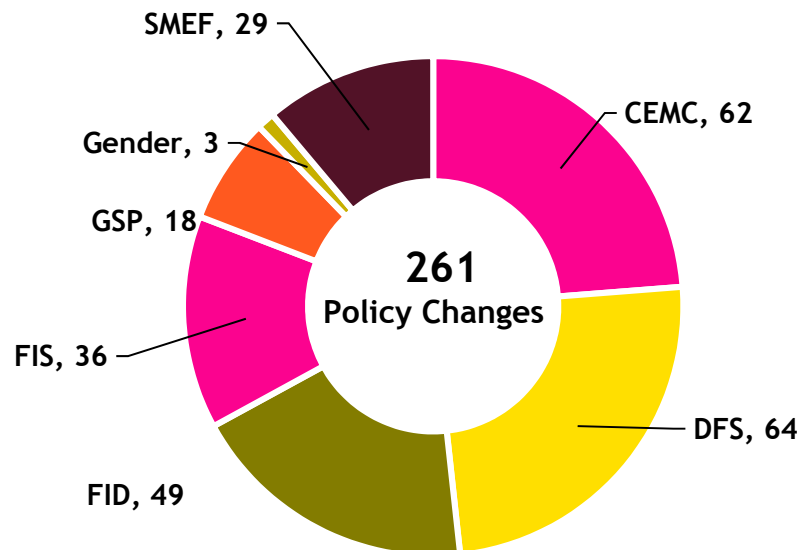
Policy Areas Of Commitments by Region



Reported Policy and Regulatory Change - 2017




- Members have credited AFI with policies that have improved lives for approximately **300 million** people worldwide
- To date, AFI members have reported **261** substantial policy improvements
- Digital Financial Services recorded 64 (1st ranked) policy changes; Asian members reported the most policy and regulatory change in SME Finance and Digital Financial Services



Thematic Area	Total
Consumer Empowerment and Market Conduct (CEMC)	62
Digital Financial Services (DFS)	64
Financial Inclusion Data (FID)	49
Financial Inclusion Strategy (FIS)	36
Global Standards Proportionality (GSP)	18
Gender and Women's Financial inclusion	3
SME Finance (SMEF)	29
Total	261

Robust National Strategies on Financial Inclusion

National financial inclusion strategies provide frameworks to guide policy and regulatory reforms and to encourage the alignment of public and private stakeholders under a unified vision and shared goals. The goals should be clear, relevant, measurable, and time-bound.



Increase the percentage of adults using mobile money from 2% to 15% (79,000) .

Quantitative

Reserve Bank of Fiji

There is no progress report for this target.

Example of quantified goal under Fiji's national financial inclusion strategy (Source: AFI Data Portal)

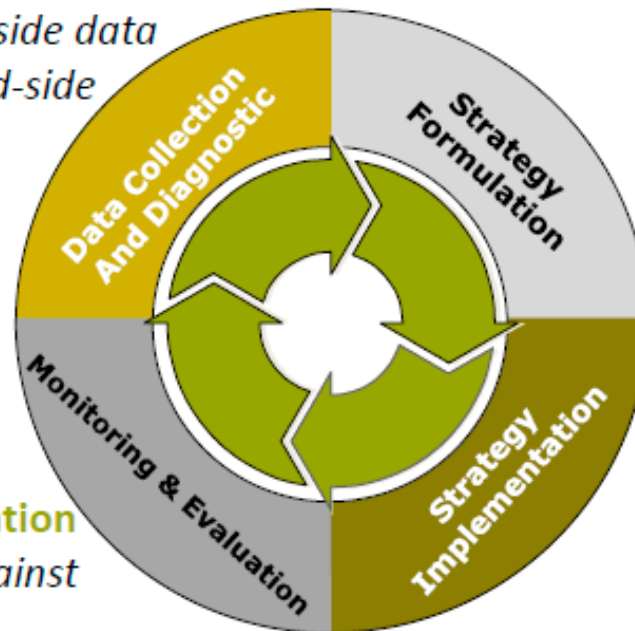
Financial Inclusion Strategy Stages



(a) Data Collection and Diagnostic

Activities:

- Collection of supply-side data
- Collection of demand-side data
- Data Analysis



(b) Strategy Formulation

- Agreement of definition and vision for financial inclusion
- Consultation with public & private sector stakeholders
- Development of action plan and targets

(d) Monitoring & Evaluation

- Tracking progress against core indicators
- Identifying if strategy is on track and any responses needed

(c) Strategy Implementation

- Policy Reforms
- Private Sector Response
- Establishment of architecture for implementation (e.g. National Council or Taskforce)

Effective strategy formulation & implementation involves a continuous feedback cycle



Bringing
smart
policies
to life

info@afi-global.org
www.afi-global.org